

Code	Description	Size	PN Rating
------	-------------	------	-----------

## GAS BALL VALVES

- Full flow gas ball valves
- Body Nickel Plated Brass
- Brass Ball Hard Chromed
- Seals PTFE + 1 O Ring NBR
- Intermittent working temperature range -10°C to + 40°C

### FEMALE/FEMALE: LONG HANDLE

(AGA 5213 Approved)

GBV8	8mm
GBV10	10mm
GBV15	15mm
GBV20	20mm
GBV25	25mm
GBV32	32mm
GBV40	40mm
GBV50	50mm



### FEMALE/FEMALE: SHORT HANDLE

(AGA 5213 Approved)

GBVS8	8mm
GBVS10	10mm
GBVS15	15mm
GBVS20	20mm



### MALE/FEMALE: LONG HANDLE

(AGA 5213 Approved)

BG456.15	15mm
BG456.20	20mm
BG456.25	25mm



### MALE/FEMALE: SHORT HANDLE

(AGA 5213 Approved)

BG457.10	10mm
BG457.15	15mm
BG457.20	20mm
BG457.25	25mm



Code	Description	Size	PN Rating
------	-------------	------	-----------

**FEMALE WITH 20MM FEMALE SWIVEL NUT**

(AGA 5213 Approved)

GBVFS1520

15 x 20mm

GBVFS2020

20 x 20mm



**FEMALE WITH 15MM FEMALE SWIVEL NUT**

(AGA 5213 Approved)

For connection with Gas Flexible Pipe

BG570

15mm


**MALE WITH 20MM FEMALE SWIVEL NUT**

(AGA 5213 Approved)

GBVMS1520

15 x 20mm


**ANGLE GAS BALL VALVES:**
**MALE/MALE ANGLE VALVE**

with automatic security release

(AGA 5213 Approved)

For connection with Gas Flexible Pipe

BG597S

15mm x 15mm


**FEMALE/FEMALE**

(AGA 5213 Approved)

GBVA15

15mm x 15mm

GBVA20

20mm x 20mm

GBVA25

25mm x 25mm


**MALE/FEMALE**

(AGA 5213

Approved)

GBVAMF25

25mm x 25mm



Code                      Description                      Size                      PN Rating

**MALE/MALE**

(AGA 5213 Approved)

BG577.15	15mm x 15mm
BG577.20	20mm x 20mm
BG577.25	25mm x 25mm



**FEMALE WITH FEMALE SWIVEL NUT**

(AGA 5213 Approved)

GBVAFS1520	15mm x 20mm
GBVAFS2020	20mm x 20mm



**MALE WITH FEMALE SWIVEL NUT**

(AGA 5213 Approved)

BG579.1520	15mm x 20mm Nut
BG579.2020	20mm x 20mm Nut
BG579.2025	20mm x 25mm Nut
BG579.2525	25mm x 25mm Nut



**MALE/MALE VALVE**

with 2 metre stainless steel flexible hose

BG599	15mm x 2 metre	58 psi/400kPa
-------	----------------	---------------



Code Description

### CONTINUOUS FLOW WATER HEATER PACK FOR WATER AND GAS - FEMALE/FEMALE

CFWFF

Ball Valve Kit includes

Gas Female Thread Swivel Nut

20mm

Water Female Thread Swivel Nut

20mm



#### **Water Female Thread Swivel Nut**

- Forged brass ball valve, nickel-plated
- Aluminium T-handle
- Thread ends UNI EN 10226 - ISO 228/1
- Nominal pressure (PN) in bar: 20
- Temperature range: 0.5 °C / +120°C



#### **Gas Female Thread Swivel Nut**

- Forged brass ball valve, nickel-plated,
- Yellow aluminium T-handle.
- Thread ends UNI EN 10226 - ISO 228/1
- Nominal pressure (PN) in bar: MOP5
- Temperature range: 0.5 °C / +60°C



### CONTINUOUS FLOW WATER HEATER PACK FOR WATER AND GAS - MALE/FEMALE

CFWMF

Ball Valve Kit includes

Gas Female Thread Swivel Nut

20mm

Water Male Thread Swivel Nut

20mm



#### **Water Male Thread Swivel Nut**

- Forged brass ball valve, nickel-plated
- Aluminium T-handle
- Thread ends UNI EN 10226 - ISO 228/1
- Nominal pressure (PN) in bar: 20
- Temperature range: 0.5°C / +120°C



#### **Gas Female Thread Swivel Nut**

- Forged brass ball valve, nickel-plated,
- Yellow aluminium T-handle.
- Thread ends UNI EN 10226 - ISO 228/1
- Nominal pressure (PN) in bar: MOP5
- Temperature range: 0.5 °C / +60°C



Code Description

### CONTINUOUS FLOW HOT WATER HEATER ANGLE PACK F/F

CFWAV

Gas Female Angle Ball Valve with Swivel Nut	20mm
Water Angle Ball Valve Swivel Nut	20mm
Gas Washer	20mm
DZR Brass Extension Socket M/F	20mm

#### **Water Angle ball valve, full port, Female/Swivel nut**

- Forged brass ball valve, nickel-plated
- Aluminium T-handle
- Temperature range: 0.5 °C / +120°C

#### **Gas Angle Ball Valve Female Swivel Nut**

- Yellow aluminium T-Handle
- Nominal pressure (PN) in bar: MOP5
- Temperature range: 0.5°C / +60°C



### DL CONTINUOUS FLOW HOT WATER HEATER PACK F/F

CFWFFDL

Ball Valve F/F Swivel Nut	20mm
Gas Ball Valve Female Swivel Nut	20mm
DZR Brass Extension Socket M/F	20mm
DZR Brass Hex Nipple M x M	20mm
Gas Washer Fibre Glass	20mm
DZR Brass Extension Socket M/F	20mm

#### **Water Ball Valve F/F Swivel Nut**

- Temperature range: 0.5 °C / +95°C
- PN25

#### **Gas Ball Valve Female Swivel Nut**

- Temperature range: 0.5 °C / +80°C
- PN5



Code	Description	Size	PN Rating
------	-------------	------	-----------

### DOUBLE LIN GAS BALL VALVES

Temperature 0.5-80°

#### FEMALE/FEMALE LONG THREADS

Long Handle  
AGA Approved

DL1071-8		8mm	5
DL1071-10		10mm	5
DL1071-15		15mm	5
DL1071-20		20mm	5
DL1071-25		25mm	5
DL1071-32		32mm	5
DL1071-40		40mm	5
DL1071-50		50mm	5
DL1071-65		65mm	5
DL1071-80		80mm	5
DL1071-100		100mm	5



#### FEMALE/FEMALE LONG THREADS

Short Handle  
AGA Approved

DL1072-15		15mm	5
DL1072-20		20mm	5



#### MALE/FEMALE LONG THREADS

Long Handle

DL1073-15		15mm	5
DL1073-20		20mm	5
DL1073-25		25mm	5
DL1073-32		32mm	5
DL1073-40		40mm	5
DL1073-50		50mm	5



#### MALE/FEMALE LONG THREADS

Short Handle  
AGA Approved

DL1074-15		15mm	5
DL1074-20		20mm	5
DL1074-25		25mm	5



Code	Description	Size	PN Rating
------	-------------	------	-----------

**T HANDLE FEMALE SWIVEL NUT**

DL1089C-20		20mm	5
------------	--	------	---

**ANGLED BALL VALVE**

Male/Male  
Aluminium Handle  
AGA Approved

DL1077A-15		15x15mm	5
DL1077A-20		20x20mm	5

**ANGLED GAS BALL VALVE**

Female/Female  
Aluminium Handle

DL1093A-15		15x15mm	5
DL1093A-20		20x20mm	5

**THERMIC VALVE STRAIGHT**

Female/Female

G2T15		15mm
G2T20		20mm
G2T25		25mm



G2TMF15	Male/Female	15mm
---------	-------------	------

**THERMIC VALVE ANGLE**

Male Female

G2TMF15A		15mm
G2TMF20A		20mm
G2TMF25A		25mm

**MANIFOLD INCLUDING ISOLATOR VALVES**

GCL2702	2 Outlet
GCL2703	3 Outlet



Code

Description

**GAS TURRETS**

KGTS

Turret - single



KGT90

Turret - twin outlet 90° straight valve



KGT90LR

Turret - twin outlet 90° left/right valve

KGT180

Turret - twin outlet 180°, straight valve



KGT180LR

Turret - twin outlet 180°, left/right valve





Code Description

## GAS METERS

### DIAPHRAGM GAS METER

*All Gas Meters should be sized according to Flow rate and working pressure to ensure accurate measurement. please contact your local Hydroflow representative for more information.*

#### AMPY 750 DOMESTIC METER

- NG, LPG and Inert Gases
- Temperature -10 - +65°
- Maximum Pressure 50kPa
- Qmax 7.5m<sup>3</sup>/h/Qmin 0.02 m<sup>3</sup>/h
- 10 Lt. to 20mm
- Pulse output ready. 1 pulse per 10L



AM-750	750 Gas Meter Pulse ready (no brackets/tails)
AM-750P	750 Gas Meter Pulse Capable (includes reed switch)
AM-750085	750/1010 Reed Switch only
AM-503900	750/1010 Meter bracket and tails 20mm
AM-SK5	2 x 750/1010 Metre Tails 20mm
AM-000026	750/1010 Meter Tail Washer

#### AMPY 1010 LARGE DOMESTIC/LIGHT COMMERCIAL METER

- NG, LPG and Inert Gases
- Temperature -10 - +65°
- Maximum Pressure 50kPa
- Qmax 10m<sup>3</sup>/h/Qmin 0.02 m<sup>3</sup>/h
- Pulse output ready. 1 pulse per 10L



AM-1010	1010 Gas Meter Pulse ready
AM-1010P	1010 Gas Meter Pulse Capable (includes reed switch)
AM-750085	750/1010 Reed Switch only
AM-503900	750/1010 Meter bracket and tails 20mm
AM-SK5	2 x 750/1010 Metre Tails 20mm
AM-000026	750/1010 Meter Tail Washer

## Code

## Description

**AL-425 COMMERCIAL GAS METER**

- NG, LPG and Inert Gases
- Temperature -10 - +60°
- Maximum Pressure 65kPa or 170kPa
- 40mm Connection Tails
- Pulse register available separately
- 1 pulse per 10L



AM-A12	AL 425-10 (65kPa) Meter with Fittings
AM-A12P	AL 425-10 (65kPa) Meter with Fittings & Complete with Pulse Register
AM-A13	AL 425-25 (170 kPa) Meter with fittings
AM-A13P	AL 425-25 (170 kPa) Meter with fittings & complete with Pulse register
AM-607110	Pulse Register for AL-425

**AMPY AC-630 COMMERCIAL GAS METER**

- NG, LPG and Inert Gases
- Temperature -10 - +60°
- Maximum Pressure 170kPa
- 40mm Connection Tails
- Pulse register available separately
- 1 pulse per 10L

AM- AC630	AC-630 Meter with Fittings
AM- AC630P	AC-630 Meter with Fittings & complete with Pulse Register

**TURBINE GAS METERS**

*All Gas Meters should be sized according to Flow rate and working pressure to ensure accurate measurement. please contact your local Hydroflow representative for more information.*

**QA SERIES ALUMINIUM TURBINE METERS**

- NG, LPG and Inert Gases
- Oil present in gas may affect accuracy
- Temperature -10 - +60°
- Maximum Pressure 400kPa (for combustable gases)
- Flow Capacities 1.6-1600m<sup>3</sup>/h
- Register complete with Reed Switch for pulse capability

QA10-25-016	25mm
QA16-25-016	25mm
QA25-25-016	25mm
QA40-25-016	25mm
QA40-40-016	40mm
QA65-50-016	50mm
QA100-80-016	80mm
QA160-80-016	80mm
QA250-100-016	100mm
QA400-150-016	150mm



*Other gas meters available on request, please contact your local Hydroflow representative .*

Code Description

## GAS CHECK - WITH ADJUSTABLE AND/OR NON - ADJUSTABLE BY-PASS VALVE

GAS APPLIANCE PROTECTION SYSTEM – No Battery Back Up

The “GasCheck” gas shut off protection system is composed of high quality, approved gas components to ensure safe, reliable protection of a gas pipe-work system that does not have existing safety shut off equipment.

For example, open stove burners in a kitchen, or gas bunsen burners in a laboratory.

The “GasCheck” system can also guard against restoring gas if downstream pipe-work has been damaged.

Typical uses are:

- Multistory Buildings
- Kitchens
- Boiler Rooms
- School Rooms
- Laboratories

Available in all pipe sizes from 6mm to 150mm, the system is inexpensive and simple to use.

### REQUIREMENTS FOR OPERATION

- 1 240v / 110v / 24v DC or AC power, preferably on emergency services supply.
- 2 Gas of any type / any pressure.
- 3 An emergency stop button or interlock with sprinkler system.

If used with a fire sprinkler system. A voltage free, normally closed contact of a water flow switch in the sprinkler line is required to activate and de-activate the “GasCheck” system.

The “GasCheck” can be wired into other interlocking devices such as fire sprinkler systems, gas detection devices, fire and smoke detection devices and emergency stop devices, so that in an event of an emergency it can be shutdown remotely

***Please contact your Hydroflow representative for more information on this range.***



Code Description

## GAS REGULATORS

*All gas regulators should be sized according to flow rates and pressures for installation. Please contact your local Hydroflow representative for more information.*

### AMPY

#### 300 SERIES REGULATOR

AM-300-39	Spec 39
AM-300-42	Spec 42
AM-300-44	Spec 44
AM-300-74	Spec 74



#### GAS REGULATOR

AM-D11	1213B	25mm
AM-D11A	1213	20mm
AM-D16	1803 BSPT	50mm
AM-D21B2	1813B2 BSPT	20mm
AM-D22B2	1813B2 BSPT	25mm
AM-D23B2	1813B2 BSPT	32mm
AM-D24	1813B BSPT	40mm
AM-D25	1813B BSPT	50mm
AM-D42B2	1883B2 BSPT	20mm
AM-D43B2	1883B2 BSPT	25mm
AM-D44B2	1883B2 BSPT	32mm
AM-D45	1883 BSPT	40mm
AM-D47	1883 BSPT	50mm
AM-D251	1803 Flanged	50mm
AM-D26	1813B Flanged	50mm
AM-D261	1883PFM Flanged	50mm
AM-D48	1883	50mm



Code Description

### PIETRO FIORETINI LOW PRESSURE REGULATOR

- LPG or Natural Gas
- 15-50mm BSPT
- Inlet pressure 7kPa max
- Outlet pressure range 0.56kpa to 6kPa
- AGA Approved

#### LOW FLOW

KG-PF30051-1/2	15mm
KG-PF30052-3/4	20mm
KG-PF30053-1	25mm

#### HIGH FLOW

KG-PF30151-3/4	20mm
KG-PF30152-1	25mm
KG-PF30154-1.1/2	40mm
KG-PF30155-2	50mm

### PIETRO FIORETINI REGULATOR SPRINGS

#### REGULATOR SPRING 1-3 KPA

KGSP-70221	15-25mm
KGSP-70248	40mm
KGSP-70257	50mm

#### REGULATOR SPRING 2.5 - 7 KPA

KGSP-70295	15-25mm
KGSP-70299	40mm
KGSP-70301	50mm



Code	Description	Size
<b>MAXITROL REGULATOR</b>		
	<ul style="list-style-type: none"> <li>15-20mm BSPT</li> <li>Inlet pressure 7kPa max</li> <li>AGA Approved</li> </ul>	
<b>NATURAL GAS</b>		
RV47NG-15		15mm
RV48NG-20		20mm
<b>LPG</b>		
RV47LPG-15		15mm
RV48LPG-20		20mm
<b>POL REGULATOR</b>		
	<ul style="list-style-type: none"> <li><b>LPG only</b></li> <li>154.5 mj/hr</li> <li>POL inlet</li> <li>2.75 kPa max outlet pressure</li> </ul>	
POL-REG		10mm outlet
<b>HIGH PRESSURE FIRST STAGE REGULATOR</b>		
	<ul style="list-style-type: none"> <li><b>LPG only</b></li> <li>Female P.O.L. x 3/4" Outlet</li> <li>Tank Pressure Inlet</li> <li>70Kpa Outlet</li> <li>Capacity of 2250mj/hr</li> <li>Over pressure protection</li> </ul>	
R622H-JGJ		
<b>HIGH PRESSURE FIRST STAGE REGULATOR</b>		
	<ul style="list-style-type: none"> <li><b>LPG Only</b></li> <li>Inlet Female P.O.L</li> <li>Outlet 20mm Female BSPT</li> <li>Adjustment Range 35 – 70kPa</li> <li>Capacity 2637mj/hr</li> <li>Over pressure protection</li> </ul>	
GR-9112		20mm



Code

Description

Size

**TWIN STAGE INTEGRAL REGULATOR DK 8632-PT3 & DK 8232-QH3**

- Inlet thread POL
- Outlet thread 3/4" BSPT / NPT
- Inlet pressure 175 - 1750kpa, (25-250psi)
- Outlet pressure 2.75 kPa, (11" w. C.)
- Capacity 1100mj / hr.
- C/w universal mounting bracket



DK-8632-PT3

20mm

**FIRST STAGE REGULATOR DK-8622-PT3**

- Inlet thread POL
- Outlet thread 3/4" BSPT / NPT
- Inlet pressure 175 - 1750kpa, (25-250psi)
- Outlet pressure 70kPa, (10psi)
- Capacity 2900mj / hr.
- C/w universal mounting bracket



DK-8622-PT3

20mm

**SECOND STAGE REGULATOR DK-8622-TT9**

- Inlet thread 3/4" BSPT/NPT
- Outlet thread 3/4" BSPT / NPT
- Inlet pressure 70kPa, (10psi)
- Outlet pressure 2.75 kPa, (11" w. C.)
- Capacity 1300mj / hr.
- C/w universal mounting bracket



DK-8622-TT9

20mm

**INTEGRAL 2 STAGE REGULATOR**

- **LPG only**
- 2.75 kpa outlet
- 560mj/hr
- Inlet 8mm Female NPT
- Outlet 20mm Female NPT

GR-9412

15mm

Code                      Description                      Size

### AUTO CHANGEOVER KIT (450 MJ/HR)

- **LPG only**
- 1 x 9kg Auto Changeover Regulator and Bracket, model GR-9984 -A
- Weather Shield
- 2 x Pigtails with excess flow valves.
- 1 x 1.5 metres Galvanised Chain
- 2 x Screw Hooks
- 1 x Test Point
- Brass Reducing Hex Nipple 10 x 15mm

8210K-KIT	With Class F pigtails	450mj/hr
8210K-CONKIT	With Class F pigtails and condensate kit	450mj/hr
8211SC-CON-KIT	With S Core Gas pigtails and condensate kit	450mj/hr



### AUTOMATIC CHANGEOVER REGULATOR (210MJ/HR)

- **LPG Only**
- 210mj/hr regulator
- 2 x pigtails with excess flow valves.
- Bracket & screws

MB-254-00K		210mj/hr
------------	--	----------



### GAS CONDENSATE KIT

Includes

- BN1520 – Brass 15mm/20mm Reducing Nipple with flat face
- GW20K – 20mm Gas Fibre Washer
- GBVMS1520 – 15mm/20mm Gas Swivel Ball Valve
- BRB1506 – Brass 15mm/6mm Reducing Bush
- 37609C – Brass 6mm Test Point
- BCF15 – Brass 15mm Cross
- BBN1590 – Brass 15mm Barrel Nipple 90mm Long
- BC15 – Brass 15mm Cap



KIT-CON

### MANUAL CHANGEOVER REGULATOR (160mj/hr)

- **LPG only**
- Manual Gas valve
- 2 x pigtails with excess flow valves.
- Bracket & Screw
- Capacity of 160mj/hour

LMB-290-00MC		160mj/hr
--------------	--	----------





Code	Description	Size
	<b>MANUAL CHANGEOVER VALVE</b>	
	<ul style="list-style-type: none"> <li>1/4" inverted flare pigtail connections</li> </ul>	
2150-MC-Y		8mm Tube connection

### MADRAS GAS FILTERS

- BSPT Threaded
- Flanged models available on request
- Maximum Pressure 600kPa
- 50 Micron filter
- Temperature -20 - +70°C
- Complete with 2 Test points



PF-FIL-100PP		15mm
PF-FIL-110PP		20mm
PF-FIL-120PP		25mm
PF-FIL-140PP		40mm
PF-FIL-150PP		50mm

### GAS PRESSURE GAUGES

LPG OR NATURAL GAS

PGSG63-250	63mm diameter face	8mm -250kPA
PGSG100-250	100mm diameter face	15mm -250kPA
PGSG100-1600	100mm diameter face	15mm-1600kPA


### BAYONET FITTINGS

- Pressure rating of 7kpa for both natural gas and LPG
- Flow rates
- Natural Gas = 110mj/hr
- LPG Gas = 150 mj/hr

### BAYONET ADAPTORS

BSP Male

88216		6mm
88416		8mm
88816		15mm



Code	Description	Size
<b>SOCKET FLOOR KIT - CHROME</b> 61900/1		15mm



<b>BRASS ANGLE SOCKET</b> 8900100		15mm
--------------------------------------	--	------



<b>BRASS ANGLE WALL SOCKET</b> Chrome plated with 190mm (6") copper tail Stainless Steel escutcheon plate 8900200		
--	--	--



<b>DUST CAP</b> Prevents material entering the socket and protects 'O' ring when not in use 82550		
--	--	--



Code Description Size

## GAS HOSES

### S-CORE GAS COOKER HOSE (GREY)

- Class B
- Fully Flexible
- 15mm BSPT x Bayonet Adaptor
- Maximum working pressure 7kPa

KG431201-0900		15mm BSPT x 900mm
KG431201-1200		15mm BSPT x 1.2m
KG431201-2000		15mm BSPT x 2m
KG431201-3000		15mm BSPT x 3m

KG431201-0900-AS	with angle socket AS	15mm BSPT x 900mm
KG431201-1200-AS	with angle socket AS	15mm BSPT x 1.2m
KG431201-2000-AS	with angle socket AS	15mm BSPT x 2m
KG431201-3000-AS	with angle socket AS	15mm BSPT x 3m

### FLEXIBLE GAS HOSE

- 10mm ID
- Stainless Steel braided
- Class D
- Maximum working Pressure 2600kPa

KGH15300MF	Male/Female	15mm x 300mm
KGH15400MF	Male/Female	15mm x 400mm
KGH15600MF	Male/Female	15mm x 600mm
KGH15900MF	Male/Female	15mm x 900mm
KGH151000MF	Male/Female	15mm x 1000mm

KGH151200F	Female	15mm x 1200mm
KGH15300F	Female	15mm x 300mm
KGH15400F	Female	15mm x 400mm
KGH15600F	Female	15mm x 600mm



Code	Description	Size
------	-------------	------

### S-CORE GAS HOSE (YELLOW)

- Aga approved fully flexible gas hoses
- 304 Stainless steel braiding
- Corrugated stainless steel liner
- Fire retardent pvc outer cover
- 10-12mm Fully Flexible at 2600 kPA Class D
- 20-25mm Fully Flexible at 7kPA Class B
- 20-25mm Limited Flexibility at 500kPa AS4631
- Maximum Working temperature 135°C

### S-CORE GAS HOSE C/W MALE UNION

KG431016-0300	10mm ID	15 x 300mm
KG431016-0450	10mm ID	15 x 450mm
KG431016-0600	10mm ID	15 x 600mm
KG431016-0900	10mm ID	15 x 900mm
KG431016-1000	10mm ID	15 x 1m
KG431016-1200	10mm ID	15 x 1.2m
KG431016-1500	10mm ID	15 x 1.5mm
KG431216-0400	12mm ID	15 x 400mm
KG431216-0600	12mm ID	15 x 600mm
KG431216-0900	12mm ID	15 x 900mm
KG431216-1200	12mm ID	15 x 1.2m
KG431216-1800	12mm ID	15 x 1.8mm
KG431216-3000	12mm ID	15 x 3m
KG432018-0650	20mm ID	20 x 650mm
KG432018-0900	20mm ID	20 x 900mm
KG432018-1200	20mm ID	20 x 1.2m
KG432018-1500	20mm ID	20 x 1.5m
KG432018-2000	20mm ID	20 x 2m
KG432526-1200	25mm ID	25 x 1.2m
KG432526-1500	25mm ID	25 x 1.5m
KG432526-2000	25mm ID	25 x 2m

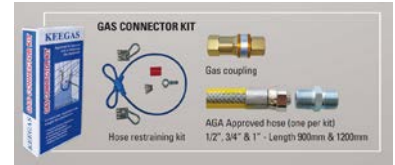


Code	Description	Size
------	-------------	------

### HOSE KIT -CASTOR KIT

Kit contains:

- Gas Swivel/Disconnection Coupling
- Hose Restraining Kit
- AGA approved Hose as per sizes below



KG431216HK-0900		15mm x 900mm
KG431216HK-1200		15mm x 1.2m
KG432018HK-0900		20mm x 900mm
KG432018HK-1200		20mm x 1.2m
KG432526HK-1200		25mm x 1.2m
KG432526HK-1500		25mm x 1.5m

### APPLIANCE RESTRAINING DEVICE

#### HRK SERIES

HRK-350		350mm Long
HRK-750		750mm Long
HRK-1050		1050mm Long
HRK-1350		1350mm Long



### DORMONT SWIVELMAX MOVEMENT CAPABILITIES

The Dormont SwivelMax 360 degrees "C" multi-plane rotation fitting is a patented, innovative device that increases the functionality and service life of the gas hose system, by increasing its range of motion. The SwivelMax enables easier movement of the castor-mounted appliances at angles, back and forth, and from side to side, while relieving stress at the ends of the hose. This AGA approved unit ( 7 Kpa rated ), not only helps increase the life of the gas connector, it provides more aisle space in a commercial kitchen by allowing the appliances to be positioned closer to the wall.

### DORMONT SWIVELMAX

7kPa Rated

DFSW15		15mm
DFSW20		20mm
DFSW25		25mm



Code	Description	Size
------	-------------	------

### QDC QUICK DISCONNECT COUPLINGS

- Makes connecting and disconnecting moveable/castor equipment easier and safer with the quick-disconnect coupling.
- Because of its push-to-connect design feature, the coupling's components are joined quickly and easily by simply pushing them together until they snap into place. There's no need to hold or slide the operating ring.
- Push or pull back the operating ring, and the coupling will separate immediately. Gas flow will shut off as soon as the components are separated.

### QDC QUICK DISCONNECT COUPLINGS

Operating pressure - 140 kPa

Female/Female

LPG & Natural Gas

BSPT

DFQDC15	15mm
DFQDC20	20mm
DFQDC25	25MM

### TEMA HIGH PRESSURE COUPLING

- Hose Couplings - Quick Connect
- Gas High Pressure upto 23,000 kPa rated
- Female x Female

130380	10mm
130500	15mm
130750	20mm
131000	25mm



Code	Description	Size
------	-------------	------

### PILOT TUBING

Corrugated 304 annealed Stainless Steel

Pilot Flex Tube is an alternative to traditional pipe and tubing systems for internal use in gas appliances and commercial equipment. Flex Tube is made of corrugated 304 stainless steel to offer enhanced strength, corrosion and flexibility over rigid tube assemblies.

- Maximum pressure 100kPa
- Can be reworked in the field
- Temperature 18-260°C
- Fittings are supplied with pilots or controls.
- No sealant required

DFT4-06	8mm OD	150mm
DFT4-08	8mm OD	200mm
DFT4-12	8mm OD	300mm
DFT4-18	8mm OD	450mm
DFT4-24	8mm OD	600mm
DFT4-30	8mm OD	750mm
DFT4-33	8mm OD	825mm
DFT4-36	8mm OD	900mm
DFT4-48	8mm OD	1200mm
DFT6-06	10mm OD	150mm
DFT6-12	10mm OD	300mm
DFT6-18	10mm OD	450mm
DFT6-24	10mm OD	600mm
DFT6-36	10mm OD	900mm
DFT6-48	10mm OD	1.2m
DFT8-12	15mm OD	300mm
DFT8-24	15mm OD	600mm



Code	Description	Size
<b>SEMI FLEXIBLE PIGTAILS</b>		
1/4" Annealed Stainless Steel tube		
DF-PT635FS20	1/4" inverted Flare x POL	500mm
DF-PT635FS30	1/4" inverted Flare x POL	750mm
DF-PT635FS36	1/4" inverted Flare x POL	900mm
DF-PT635JS20	1/4" NPT x POL	500mm
DF-PT635JS24	1/4" NPT x POL	600mm
DF-PT635JS30	1/4" NPT x POL	750mm
DF-PT635JS36	1/4" NPT x POL	900mm
DF-PT635PS20	POL x POL	500mm
DF-PT635PS30	POL x POL	750mm
DF-PT635PS36	POL x POL	900mm



### **3/8" Annealed Stainless Steel Tube**

DF-PT952PS20	POL x POL	500mm
DF-PT952PS30	POL x POL	750mm
DF-PT952PS36	POL x POL	900mm

### **FULLY FLEXIBLE PIGTAILS**

8mm Stainless steel braided  
 Class F Complies with AS/NZS1869

KG330821-0600	1/4" inverted Flare x POL	600mm
KG330821-1000	1/4" inverted Flare x POL	1000mm
KG330822-0600	8mm BSPT x POL	600mm
KG330821-1000	8mm BSPT x POL	1000mm

### **S-CORE PIGTAIL STAINLESS STEEL WITH INVERTED FLARE**

KG430621-0600	600mm
KG430621-1000	1000mm




Code	Description	Size
<b>THERMOCOUPPLINGS</b>		
<b>UNIVERSAL KITS</b>		
TC-KG244060		600mm
TC-KG244120		1200mm



TC-KG2441500		1500mm
--------------	--	--------

**P.O.L ADAPTOR**

MI-970U	BSPT x POL	8mm
---------	------------	-----

**TEST POINTS****CAPTIVE TEST POINT**

37609C		6mm
--------	--	-----

**PROBE TEST POINT**

ATZTP-G-BLK	BSP	8mm
ATZTP-G	NPT	8mm



Code	Description	Size	PN Rating
------	-------------	------	-----------

## ABEY GAS FLEX TWIN WALL GAS FLUE

*Gas Flex eliminates the need for any pre-fabricated elbows.  
If offset is required, simply bend pipe by hand to create any offset you require.*

*Abey's Gas Flex (twin wall aluminium flue) emits combustible gas more efficiently than galvanised single skin flue.*

*Gas Flex is designed to and conforms with AS 5601-2004.*

### TWIN WALL GAS FLEX

A-75GF	75 x 1500mm
A-100GF	100 x 1500mm
A-125GF	125 x 1500mm
A-150GF	150 x 1500
A-200GF	200x1500
A-250GF	250 x1500

### TWIN WALL GAS FLUE KIT

\* Kit contains: 4m of pipe, 1 x Cowl, 1 x 900 Solid Gal Flue & 1 x Clamp

A-75GF4K	75mm
A-100GF4K	100mm
A-125GF4K	125mm

### GALVANISED FLUE

A-GF75	75 x 900mm
A-GF100	100 x 900mm
A-GF125	125 x 900mm

### TWIN WALL COWL

A-75FPC	75mm
A-100FPC	100mm
A-125FPC	125mm

### TWIN WALL GAS FLEX CONNECTOR

A-75FPA	75mm
A-100FPA	100mm
A-125FPA	125mm
A-250FPA	250mm



Code	Description	Size	PN Rating
------	-------------	------	-----------

## ABEY DURAVENT TWIN WALL GAS FLUEING SYSTEM

*Abey Duravent, the simplest most effective gas flue system on the market.*

### ABEY DURAVENT HOT WATER FLUE KITS

Kit contains

- 2 x 900mm Flue Pipe
- 1 x 300mm Flue Pipe
- 1 x 300mm Adjustable Flue Pipe
- Divertor Connector
- Gas Cowl
- Ceiling ring
- Flashing Clip

A-1968	75mm
A-1969	100mm
A-1970	125mm

### DURAVENT ROUND PIPE- TWIN SKIN GAS FLUEING

A-2000	75 x 1500mm
A-2002	75 x 900mm
A-2003	75 x 300mm
A-2007	100 x 1500mm
A-2009	100 x 900mm
A-2010	100x 300mm
A-2017	125 x 300
A-2016	125mm x 900mm
A-2014	125 x 1500mm
A-2024	150 x 300
A-2023	150 x 900
A-2021	150 x1500
A-2025	200 x 900
A-2020	200 x 1500
A-2026	250 x 900
A- 3309	250 x 450mm



Code	Description	Size	PN Rating
------	-------------	------	-----------

**DURAVENT ADJUSTABLE PIPE**

Code	Description	Size	PN Rating
		(Diameter x Length)	
A-2028		75 x 300mm	
A-2029		100 x 300mm	
A-2030		125 x 300mm	
A-2031		150 x 300mm	
A-2032		200 x 300mm	
A-2033		250 x 300mm	


**DURAVENT ELBOW 90°**

Code	Description	Size	PN Rating
A-2035		75mm	
A-2036		100mm	
A-2037		125mm	
A-2038		150mm	
A-2039		200mm	
A-2040		250mm	


**DURAVENT ELBOW 45°**

Code	Description	Size	PN Rating
A-2042		75mm	
A-2043		100mm	
A-2044		125mm	
A-2045		150mm	
A-2046		200mm	
A-2047		250mm	
A-3305		300mm	


**DURAVENT GAS COWL**

Code	Description	Size	PN Rating
A-2056		75mm	
A-2057		100mm	
A-2058		125mm	
A-2059		150mm	
A-2063		200mm	
A-2064		250mm	


**DURAVENT TEE**

Code	Description	Size	PN Rating
A-2080		75mm	



Code	Description	Size	PN Rating
------	-------------	------	-----------

**REDUCING FLUE INCREASER**

A-2090		75 x 100mm	
A-2091		75 x 125mm	
A-2092		75 x 150mm	
A-2093		100 x 125mm	
A-2094		100 x 150mm	
A-2095		125 x 150mm	
A-2096		150 x 200mm	
A-2097		175 x 200mm	
A-2098		200 x 250mm	

**DURAVENT CEILING RING**

A-2302		100mm	
A-2303		125mm	
A-2304		150mm	
A-2306		200mm	
A-2308		250mm	

**DURAVENT FLASHING CLIP**

A-2321		75mm	
A-2322		100mm	
A-2323		125mm	
A-2324		150mm	
A-2326		200mm	
A-2328		250mm	
A-2329		300mm (Special order only)	

**DURAVENT TEE CAP**

A-3000		75mm	
A-3001		100mm	
A-2081		100mm	

**DURAVENT DRAFT HOOD CONNECTOR**

A-GVC75		75mm	
A-GVC100		100mm	
A-GVC125		125mm	
A-GVC150		150mm	
AGVC200		200mm	

Code Description

## ABEY

### ABEY GAS ACCESSORIES

#### CHIMNEY PLATE

A-2371	Plate only	
A-2372	Plate with Cowl	110mm

#### ELBOW

A-1981	45° Flat	
--------	----------	--



A-105 mm	b - 79mm	
----------	----------	--

#### ADAPTORS

A-1985	Adaptor Oval to Round	197mm
A-1983	Solid Brick Wall Elbow	600mm
A-1989	Wall Furnace Spigot Adaptor	

#### *ADAPTS WALL FURNACES TO SUIT OVAL TWIN SKIN*

A-1977	Oval adjustable pipe	300mm
A-1990	Header Plate	

Code Description

## ELECTROFUSION FITTINGS

PE100 SDR11  
 Fully certified to AS4129  
 Suitable for potable, non potable and gas installations.  
 Other SDR ratings available on request  
 Additional sizes and configurations available on request

## COUPLINGS

PEEFC20	Electrofusion Coupler PE100 PN16 20OD
PEEFC25	Electrofusion Coupler PE100 PN16 25OD
PEEFC32	Electrofusion Coupler PE100 PN16 32OD
PEEFC50	Electrofusion Coupler PE100 PN16 50OD
PEEFC63	Electrofusion Coupler PE100 PN16 63OD
PEEFC90	Electrofusion Coupler PE100 PN16 90OD
PEEFC110	Electrofusion Coupler PE100 PN16 110OD
PEEFC125	Electrofusion Coupler PE100 PN16 125OD
PEEFC140	Electrofusion Coupler PE100 PN16 140OD
PEEFC160	Electrofusion Coupler PE100 PN16 160OD
PEEFC180	Electrofusion Coupler PE100 PN16 180OD
PEEFC200	Electrofusion Coupler PE100 PN16 200OD
PEEFC225	Electrofusion Coupler PE100 PN16 225OD
PEEFC250	Electrofusion Coupler PE100 PN16 250OD
PEEFC280	Electrofusion Coupler PE100 PN16 280OD
PEEFC315	Electrofusion Coupler PE100 PN16 315OD
PEEFC355	Electrofusion Coupler PE100 PN16 355OD
PEEFC400	Electrofusion Coupler PE100 PN16 400OD
PEEFC560	Electrofusion Coupler PE100 PN16 560OD



## ELBOW 45°

PEEFE2045	Electrofusion Elbow PE100 PN16 20OD x 45
PEEFE2545	Electrofusion Elbow PE100 PN16 25OD x 45
PEEFE3245	Electrofusion Elbow PE100 PN16 32OD x 45
PEEFE4045	Electrofusion Elbow PE100 PN16 40OD x 45
PEEFE5045	Electrofusion Elbow PE100 PN16 50OD x 45
PEEFE6345	Electrofusion Elbow PE100 PN16 63OD x 45
PEEFE9045	Electrofusion Elbow PE100 PN16 90OD x 45
PEEFE11045	Electrofusion Elbow PE100 PN16 110OD x 45
PEEFE12545	Electrofusion Elbow PE100 PN16 125OD x 45
PEEFE16045	Electrofusion Elbow PE100 PN16 160OD x 45
PEEFE18045	Electrofusion Elbow PE100 PN16 180OD x 45
PEEFE25045	Electrofusion Elbow PE100 PN16 250OD x 45
PEEFE31545	Electrofusion Elbow PE100 PN16 315OD x 45



## Code

## Description

**ELBOW 90°**

PEEFE2045	Electrofusion Elbow PE100 PN16 20OD x 45
PEEFE2090	Electrofusion Elbow PE100 PN16 20OD x 90
PEEFE2590	Electrofusion Elbow PE100 PN16 25OD x 90
PEEFE3290	Electrofusion Elbow PE100 PN16 32OD x 90
PEEFE4090	Electrofusion Elbow PE100 PN16 40OD x 90
PEEFE5090	Electrofusion Elbow PE100 PN16 50OD x 90
PEEFE6390	Electrofusion Elbow PE100 PN16 63OD x 90
PEEFE9090	Electrofusion Elbow PE100 PN16 90OD x 90
PEEFE11090	Electrofusion Elbow PE100 PN16 110OD x 90
PEEFE12590	Electrofusion Elbow PE100 PN16 125OD x 90
PEEFE16090	Electrofusion Elbow PE100 PN16 160OD x 90
PEEFE18090	Electrofusion Elbow PE100 PN16 180OD x 90
PEEFB25090	Electrofusion Elbow PE100 PN16 250OD x 90
PEEFB31590	Electrofusion Elbow PE100 PN16 315OD x 90

**END CAPS**

PEEFEC20	20mm Electro Fusion End Cap
PEEFEC25	25mm Electro Fusion End Cap
PEEFEC32	32mm Electro Fusion End Cap
PEEFEC50	50mm Electro Fusion End Cap
PEEFEC50	50mm Electro Fusion End Cap
PEEFEC63	63mm Electro Fusion End Cap
PEEFEC90	90mm Electro Fusion End Cap
PEEFEC110	110mm Electro Fusion End Cap
PEEFEC125	125mm Electro Fusion End Cap
PEEFEC160	160mm Electro Fusion End Cap
PEEFEC180	180mm Electro Fusion End Cap

**REDUCER**

PEEFR2520	Electrofusion Reducer PE100 PN16 25OD x 20OD
PEEFR3225	Electrofusion Reducer PE100 PN16 32OD x 25OD
PEEFR4032	Electrofusion Reducer PE100 PN16 40OD x 32OD
PEEFR5032	Electrofusion Reducer PE100 PN16 50OD x 32OD
PEEFR5040	Electrofusion Reducer PE100 PN16 50OD x 40OD
PEEFR6332	Electrofusion Reducer PE100 PN16 63OD x 32OD
PEEFR6340	Electrofusion Reducer PE100 PN16 63OD x 40OD
PEEFR6350	Electrofusion Reducer PE100 PN16 63OD x 50OD
PEEFR9050	Electrofusion Reducer PE100 PN16 90OD x 50OD
PEEFR9063	Electrofusion Reducer PE100 PN16 90OD x 63OD
PEEFR11063	Electrofusion Reducer PE100 PN16 110OD x 63OD
PEEFR11090	Electrofusion Reducer PE100 PN16 110OD x 90OD
PEEFR12563	Electrofusion Reducer PE100 PN16 125OD x 63OD
PEEFR12590	Electrofusion Reducer PE100 PN16 125OD x 90OD
PEEFR125110	Electrofusion Reducer PE100 PN16 125OD x 110OD





Code	Description
PEEFR160110	Electrofusion Reducer PE100 PN16 16OD x 110OD
PEEFR180125	Electrofusion Reducer PE100 PN16 180OD x 125OD

### TEE

PEEFT20	Electrofusion Tee PE100 PN16 20OD x 90
PEEFT25	Electrofusion Tee PE100 PN16 25OD x 90
PEEFT32	Electrofusion Tee PE100 PN16 32OD x 90
PEEFT50	Electrofusion Tee PE100 PN16 50OD x 90
PEEFT63	Electrofusion Tee PE100 PN16 63OD x 90
PEEFT90	Electrofusion Tee PE100 PN16 90OD x 90
PEEFT110	Electrofusion Tee PE100 PN16 110OD x 90
PEEFT125	Electrofusion Tee PE100 PN16 125OD x 90
PEEFT160	Electrofusion Tee PE100 PN16 160OD x 90
PEEFT180	Electrofusion Tee PE100 PN16 180OD x 90
PEEFT200	Electrofusion Tee PE100 PN16 220OD x 90



### REDUCING TEE

PEEFRT3220	EF Tee Reducing PE100 PN16 SDR11 32OD x 20 OD
PEEFRT3225	EF Tee Reducing PE100 PN16 SDR11 32OD x 25 OD
PEEFRT4032	EF Tee Reducing PE100 PN16 SDR1140 OD x 32 OD
PEEFRT9063	EF Tee Reducing PE100 PN16 SDR11 90 OD x 63 OD
PEEFRT11063	EF Tee Reducing PE100 PN16 SDR11 110 OD x 63 OD
PEEFRT11090	EF Tee Reducing PE100 PN16 SDR11 110 OD x 90 OD
PEEFRT12563	EF Tee Reducing PE100 PN16 SDR11 125OD x 63OD
PEEFRT180125	EF Tee Reducing PE100 PN16 SDR11 180 OD x 125 OD



### MALE THREADED COUPLING - BRASS

PEMTCB2015	Male Threaded Coupling PE100 PN16 PE/Brass 20OD x 1/2
PEMTCB2520	Male Threaded Coupling PE100 PN16 PE/Brass 25OD x 3/4
PEMTCB3225	Male Threaded Coupling PE100 PN16 PE/Brass 32OD x 1"
PEMTCB6350	Male Threaded Coupling PE100 PN16 PE/Brass 63OD x 2"
PEMTCB9080	Male Threaded Coupling PE100 PN16 PE/Brass 90OD x 3"

### MALE THREADED COUPLING - STEEL

PEMTCS3225	Male Threaded Coupling PE100 PN16 PE/Steel 32OD x 1"
PEMTCS6350	Male Threaded Coupling PE100 PN16 PE/Steel 63OD x 2"

### FEMALE THREADED COUPLER

PEEFFTCB5050	EF Female Threaded Coupling 50x2" Brass
PEEFFTCB6350	EF Female Threaded Coupling PE100 PN16 PE/Brass 63OD x 2"

Code

Description

**BUTT WELD FITTINGS****BUTT WELD ELBOW 45 DEGREES**

PEBWE4045	PE100 PN16 40OD x 45
PEBWE5045	PE100 PN16 50OD x 45
PEBWE6345	PE100 PN16 63OD x 45
PEBWE9045	PE100 PN16 90OD x 45
PEBWE11045	PE100 PN16 110OD x 45
PEBWE12545	PE100 PN16 125OD x 45
PEBWE16045	PE100 PN16 160OD x 45
PEBWE18045	PE100 PN16 180OD x 45
PEBWE20045	PE100 PN16 200OD x 45
PEBWE22545	PE100 PN16 225OD x 45
PEBWE25045	PE100 PN16 250OD x 45
PEBWE28045	PE100 PN16 280OD x 45
PEBWE31545	PE100 PN16 315OD x 45
PEBWE3245	PE100 PN16 32OD x 45
PEBWE35545	PE100 PN16 355OD x 45

**BUTT WELD ELBOW 90 DEGREES**

PEBWE4090	PE100 PN16 40OD x 90
PEBWE5090	PE100 PN16 50OD x 90
PEBWE6390	PE100 PN16 63OD x 90
PEBWE9090	PE100 PN16 90OD x 90
PEBWE11090	PE100 PN16 110OD x 90
PEBWE12590	PE100 PN16 125OD x 90
PEBWE16090	PE100 PN16 160OD x 90
PEBWE18090	PE100 PN16 180OD x 90
PEBWE20090	PE100 PN16 200OD x 90
PEBWE22590	PE100 PN16 225OD x 90
PEBWE25090	PE100 PN16 250OD x 90
PEBWE2590	PE100 PN16 25OD x 90
PEBWE28090	PE100 PN16 280OD x 90
PEBWE31590	PE100 PN16 315OD x 90
PEBWE3290	PE100 PN16 32OD x 90
PEBWE35590	PE100 PN16 355OD x 90



Code	Description
------	-------------

**BUTT WELD END CAP**

PEBWEC32	PE100 PN16 32OD
PEBWEC63	PE100 PN16 63OD
PEBWEC90	PE100 PN16 90OD
PEBWEC110	PE100 PN16 110OD
PEBWEC125	PE100 PN16 125OD
PEBWEC160	PE100 PN16 160OD
PEBWEC180	PE100 PN16 180OD
PEBWEC200	PE100 PN16 200OD
PEBWEC225	PE100 PN16 225OD
PEBWEC250	PE100 PN16 250OD
PEBWEC280	PE100 PN16 280OD
PEBWEC315	PE100 PN16 315OD


**BUTT WELD REDUCER**

PEBWR6325	PE100 PN16 63OD x 25OD
PEBWR6350	PE100 PN16 63OD x 50OD
PEBWR9063	PE100 PN16 90OD x 63OD
PEBWR11050	PE100 PN16 110OD x 50OD
PEBWR11063	PE100 PN16 110OD x 63OD
PEBWR11090	PE100 PN16 110OD x 90OD
PEBWR12563	PE100 PN16 125OD x 63OD
PEBWR12590	PE100 PN16 125OD x 90OD
PEBWR160110	PE100 PN16 160OD x 110OD
PEBWR16090	PE100 PN16 160OD x 90OD
PEBWR180110	PE100 PN16 180OD x 110OD
PEBWR180125	PE100 PN16 180OD x 125OD
PEBWR180160	PE100 PN16 180OD x 160OD
PEBWR18063	PE100 PN16 180OD x 63OD
PEBWR200160	PE100 PN16 200OD x 160OD
PEBWR200180	PE100 PN16 200OD x 180OD
PEBWR225180	PE100 PN16 225OD x 180OD
PEBWR225200	PE100 PN16 225OD x 200OD
PEBWR250180	PE100 PN16 250OD x 180OD
PEBWR250200	PE100 PN16 250OD x 200OD
PEBWR280125	PE100 PN16 280OD x 125OD
PEBWR315280	PE100 PN16 315OD x 280OD



## Code

## Description

**BUTT WELD STUB FLANGE LONG**

PEBWSFL50	PE100 PN16 50OD
PEBWSFL63	PE100 PN16 63OD
PEBWSFL90	PE100 PN16 90OD
PEBWSFL110	PE100 PN16 110OD
PEBWSFL125	PE100 PN16 125OD
PEBWSFL140	PE100 PN16 140OD
PEBWSFL160	PE100 PN16 160OD
PEBWSFL180	PE100 PN16 180OD
PEBWSFL200	PE100 PN16 200OD
PEBWSFL225	PE100 PN16 225OD
PEBWSFL250	PE100 PN16 250OD
PEBWSFL280	PE100 PN16 280OD
PEBWSFL315	PE100 PN16 315OD
PEBWSFL355	PE100 PN16 355OD

**BUTT WELD STUB FLANGE**

PEBWSFS63	63mm
PEBWSFS90	90mm
PEBWSFS110	110mm
PEBWSFS125	125mm
PEBWSFS160	160mm
PEBWSFS180	180mm
PEBWSFS200	200mm
PEBWSFS250	250mm
PEBWSFS280	280mm
PEBWSFS315	315mm
PEBWSFS355	355mm
PEBWSFS400	400mm



Code	Description
------	-------------

**BUTT WELD TEE**

PEBWT6363	PE100 PN16 63mm
PEBWT7575	PE100 PN16 75mm
PEBWT9090	PE100 PN16 90mm
PEBWT110110	PE100 PN16 110mm
PEBWT125125	PE100 PN16 125mm
PEBWT140140	PE100 PN16 140mm
PEBWT160160	PE100 PN16 160mm
PEBWT180180	PE100 PN16 180mm
PEBWT200200	PE100 PN16 200mm
PEBWT225225	PE100 PN16 225mm
PEBWT250250	PE100 PN16 250mm
PEBWT280280	PE100 PN16 280mm
PEBWT315315	PE100 PN16 315mm
PEBWTF110100	PE c/w 100mm Flanged Offtake


**BUTT WELD REDUCING TEE**

PEBWTR9063	PE100 PN16 90OD x 63OD
PEBWTR11063	PE100 PN16 110OD x 63OD
PEBWTR11090	PE100 PN16 110OD x 90OD
PEBWTR125110	PE100 PN16 125OD x 110OD
PEBWTR12563	PE100 PN16 125OD x 63OD
PEBWTR12590	PE100 PN16 125OD x 90OD
PEBWTR160110	PE100 PN16 160OD x 110OD
PEBWTR16063	PE100 PN16 160OD x 63OD
PEBWTR16090	PE100PN16 160OD x 90OD
PEBWTR180110	PE100 PN16 180OD x 110OD
PEBWTR180125	PE100 PN16 180OD x 125OD
PEBWTR18063	PE100 PN16 180OD x 63OD
PEBWTR18090	PE100 PN16 180OD x 90OD
PEBWTR200160	PE100 PN16 200OD x 160OD
PEBWTR225110	PE100 PN16 225OD x 110OD
PEBWTR225125	PE100 PN16 225OD x 125OD
PEBWTR225160	PE100 PN16 225OD x 160OD
PEBWTR225180	PE100 PN16 225OD x 180OD
PEBWTR250110	PE100 PN16 250OD x 110OD
PEBWTR250125	PE100 PN16 250OD x 125OD
PEBWTR250180	PE100 PN16 250OD x 180OD
PEBWTR315125	PE100 PN16 315OD x 125OD
PEBWTR315180	PE100 PN16 315OD x 180OD
PEBWTR315225	PE100 PN16 315OD x 225OD
PEBWTR31590	PE100 PN16 315OD x 90OD



Code	Description
------	-------------

**BUTT WELD BALL VALVE**

PEBWBV20	Poly Electrofusion Butt Weld Ball Valve 20mm
PEBWBV25	Poly Electrofusion Butt Weld Ball Valve 25mm
PEBWBV32	Poly Electrofusion Butt Weld Ball Valve 32mm
PEBWBV40	Poly Electrofusion Butt Weld Ball Valve 40mm
PEBWBV50	Poly Electrofusion Butt Weld Ball Valve 50mm
PEBWBV63	Poly Electrofusion Butt Weld Ball Valve 63mm
PEBWBV90	Poly Electrofusion Butt Weld Ball Valve 90mm
PEBWBV110	Poly Electrofusion Butt Weld Ball Valve 110mm
PEBWBV125	Poly Electrofusion Butt Weld Ball Valve 125mm


**GALVANISED BACKING RING**

GBR20	Galv backing Ring DN20 Table D
GBR25	Galv backing Ring DN25 Table D
GBR32	Galv backing Ring DN32 Table D
GBR50	Galv backing Ring DN50 Table D
GBR63	Galv backing Ring DN63 Table D
GBR75	Galv backing Ring DN75 Table D
GBR90	Galv backing Ring DN90 Table D
GBR110	Galv backing Ring DN110 Table D
GBR125	Galv backing Ring DN125 Table D
GBR140	Galv backing Ring DN140 Table D
GBR160	Galv backing Ring DN160 Table D
GBR180	Galv backing Ring DN180 Table D
GBR200	Galv backing Ring DN200 Table D
GBR225	Galv backing Ring DN225 Table D
GBR250	Galv backing Ring DN250 Table D
GBR280	Galv backing Ring DN280 Table D
GBR315	Galv backing Ring DN315 Table D

**STEEL BACKING RING**

BRFBE20	20 OD FBE Coated 12mm Steel Backing Ring
BRFBE25	25 OD FBE Coated 12mm Steel Backing Ring
BRFBE32	32 OD FBE Coated 12mm Steel Backing Ring
BRFBE50	50 OD FBE Coated 12mm Steel Backing Ring
BRFBE63	63 OD FBE Coated 12mm Steel Backing Ring
BRFBE90	90 OD FBE Coated 12mm Steel Backing Ring
BRFBE110	110 OD FBE Coated 12mm Steel Backing Ring
BRFBE125	125 OD FBE Coated 12mm Steel Backing Ring
BRFBE160	160 OD FBE Coated 12mm Steel Backing Ring
BRFBE180	180 OD FBE Coated 12mm Steel Backing Ring
BRFBE225	225 OD FBE Coated 12mm Steel Backing Ring