

# SECTION 1

## ANKA: PIPE FITTINGS

Material: Made from high grade Glass Fibre Reinforced Nylon  
 Working Pressure: 16 bar (1600kPa – 230psi) @20°C  
 Sizes: 15mm – 50mm (1/2” – 2”)  
 Threads: BSPT  
 Pipes: NZ Low density polythene pipe (LDPE) – Common Brands:- EnduroFlex2 (Marley), Alkathene (Iplex), X Low Density pipe. Australian Rural B. Irish imperial.




### Quick and Easy to Fit:

Push the pipe onto the barbs up to the “stop” then tighten the BLUE NUT. The double barb gives a large surface area for the pipe to grip onto. In most situations the Anka fitting can be fitted cold to the pipe.

### Superior Strength

Cutaway showing the nut teeth ‘biting’ into the pipe for superior grip.

By tightening the Blue Nut the pipe is pulled onto the fitting up to the stop. It also pushes the pipe onto the barb on the fitting for a more secure fit.



### ANKA: Colour Coding

To assist with selecting the correct fitting, Anka Pipe Fittings are now colour coded. They are colour coded as follows:-

- RED: Straights, Long Straights
- BLUE: Male Couplings, Male Bends, Male Tees
- PINK: Female Couplings, Female Bends, Female Tees
- ORANGE: Tees
- YELLOW: Bends
- LIGHT BLUE: Bracket Elbows, Reducing Bracket Elbows
- GREEN: Reducing Couplings, Reducing Tees, Reducing Bends, Reducing Male Bends, Reducing Female Bends, Reducing Female Couplings, Reducing Male Couplings



Code Size Bag Quantity

**ANKA FAQ's**

**How tight do I need to do the nut up?**

Do the pipe fittings nut up as much as you can by hand, then tighten 1-2 turns with a wrench. Tightening the nut pulls the pipe up to the stop on the fitting.

**Do I need to cut the pipe square?**

It does help. Also it pays to clean up any burrs or rough edges and it helps if you chamfer the end of the pipe.

**Do I need to heat the pipe?**

Depends on what type of pipe. The hardness of the pipe varies between manufacturers, and heating will help soften and make assembly easier.

**What pressure will the fittings take ( maximum working pressure)?**

The Anka range of pipe fittings are rated to 16 Bar, 230psi @ 20° C.

**Can ANKA pipe fittings be used above ground?**

Yes, our fittings are very strong and can handle extreme frost and extreme heat, and have a high UV resistance.

**Do you need to use thread tape on the male fittings?**

Yes, we do recommend thread tape, or Loctite 5331 paste.

**Where are ANKA pipe fittings made?**

The complete ANKA product range is Made in New Zealand.

**STRAIGHT COUPLING**

ASC15	15mm	10
ASC20	20mm	10
ASC25	25mm	10
ASC32	32mm	10
ASC40	40mm	10
ASC50	50mm	5



**STRAIGHT COUPLING LONG**

ASCL15	15mm	10
ASCL20	20mm	10
ASCL25	25mm	10



**REDUCING COUPLING**

ARC2015	20 x 15mm	10
ARC2515	25 x 15mm	10
ARC2520	25 x 20mm	10
ARC3220	32 x 20mm	10
ARC3225	32 x 25mm	10
ARC4025	40 x 25mm	10
ARC4032	40 x 32mm	10
ARC5040	50 x 40mm	10



**FEMALE COUPLING**

AFC15	15mm	10
AFC20	20mm	10
AFC25	25mm	10
AFC32	32mm	10
AFC40	40mm	10
AFC50	50mm	5



Code

Size

Bag Quantity

**REDUCING FEMALE COUPLING**

ARFC2015	BSPT x Poly 20 x 15mm	10
ARFC2520	25 x 20mm	10
ARFC3225	32 x 25mm	10
ARFC4032	40 x 32mm	10
ARFC5040	50 x 40mm	5



**MALE COUPLING**

AMC15	15mm	10
AMC20	20mm	10
AMC25	25mm	10
AMC32	32mm	10
AMC40	40mm	10
AMC50	50mm	10



**REDUCING MALE COUPLING**

ARMC1520	BSPT x Poly 15 x 20mm	10
ARMC2015	20 x 15mm	10
ARMC2025	20 x 25mm	10
ARMC2515	25 x 15mm	10
ARMC2520	25 x 20mm	10
ARMC3220	32 x 20mm	10
ARMC3225	32 x 25mm	10



**BEND**

AB15	15mm	10
AB20	20mm	10
AB25	25mm	10
AB32	32mm	10
AB40	40mm	10
AB50	50mm	5



**FEMALE BEND**

AFB15	15mm	10
AFB20	20mm	10
AFB25	25mm	10
AFB32	32mm	10
AFB40	40mm	10
AFB50	50mm	5



**REDUCING FEMALE BEND**







ARFB2015	BSPT x Poly 20 x 15mm	10
ARFB2025	20 x 25mm	10
ARFB2520	25 x 20mm	10
ARFB3225	32 x 25mm	10
ARFB4032	40 x 32mm	10
ARFB5040	50 x 40mm	10













**MALE BEND**

AMB15	15mm	10
AMB20	20mm	10
AMB25	25mm	10
AMB32	32mm	10
AMB40	40mm	10
AMB50	50mm	5



Code	Size	Bag Quantity	
<b>MALE BEND LONG</b>			
AMBL15	15mm	10	
AMBL20	20mm	10	
AMBL25	25mm	10	
<b>REDUCING MALE BEND</b>			
ARMB1520	BSPT x Poly 15 x 20mm	10	
ARMB2015	20 x 15mm	10	
ARMB2025	20 x 25mm	10	
ARMB2520	25 x 20mm	10	
<b>REDUCING MALE BEND LONG</b>			
ARMBL1520	BSPT x Poly 15 x 20mm	10	
ARMBL2015	20 x 15mm	10	
ARMBL2025	20 x 25mm	10	
ARMBL2520	25 x 20mm	10	
<b>TEE</b>			
AT15	15mm	10	
AT20	20mm	10	
AT25	25mm	10	
AT32	32mm	10	
AT40	40mm	5	
AT50	50mm	5	
<b>REDUCING TEE</b>			
ART1520	A x B 15 x 20mm	10	
ART2015	20 x 15mm	10	
ART2025	20 x 25mm	10	
ART2515	25 x 15mm	10	
ART2520	25 x 20mm	10	
ART3220	32 x 20mm	10	
ART3225	32 x 25mm	10	
ART4025	40 x 25mm	10	
ART4032	40 x 32mm	10	
ART5032	50 x 32mm	5	
ART5040	50 x 40mm	5	
<b>FEMALE TEE</b>			
AFT15	15mm	10	
AFT20	20mm	10	
AFT25	25mm	10	
AFT32	32mm	10	
AFT40	40mm	5	
AFT50	50mm	5	

Code	Size	Bag Quantity	
<b>MALE TEE</b>			
AMT15	A x B (BSPT) 15mm x 20mm	10	
AMT20	20mm x 20mm	10	
<b>UNION</b>			
AU20	20mm	10	
AU25	25mm	10	
AU32	32mm	10	
<b>BRACKET ELBOW</b>			
ABE15	15mm	10	
ABE20	20mm	10	
<b>REDUCING BRACKET ELBOW</b>			
ABE1520	BSPT x Poly 15 x 20mm	10	
ABE2015	20 x 15mm	10	
ABE2025	20 x 25mm	10	
<b>POLY NUT</b>			
APN15	15mm	Each	
APN20	20mm	Each	
APN25	25mm	Each	
APN32	32mm	Each	
APN40	40mm	Each	
APN50	50mm	Each	
<b>ANKA POD FITTINGS</b>			
<b>POD ANKA FEMALE COUPLING</b>			
PAFC32	32mm		
PAFC40	40mm		
<b>POD ANKA MALE COUPLING</b>			
PAMC32	32mm		
PAMC40	40mm		
<b>POD ANKA REDUCING COUPLING</b>			
PARC4032	40x32mm		
<b>POD ANKA STRAIGHT COUPLING</b>			
PASC32	32mm		
PASC40	40mm		
<b>POD ANKA TOW HOOK</b>			
PATH32	32mm		
PATH40	40mm		

Code

Size

Bag Quantity

**ANKA UNIONS, QUICK LOCKS & SWIVELS**

**UNIONS**

**ANKA BARREL (PIPE) UNIONS**

- Made from high quality industrial grade glass fibre reinforced nylon
- O-Ring seal for leak proof connection
- 20mm to 50mm sizes
- Threads BSPT

For fast disconnect: The Anka Barrel Union is ideal for use in pipework around pumps to allow for easy removal of pump for servicing.



APU20	20mm	10
APU25	25mm	10
APU32	32mm	5
APU40	40mm	5
APU50	50mm	5

The Anka Barrel Union can easily connect to an Anka Male Coupling



Code	Size	Bag Quantity
------	------	--------------

### ANKA UNIONS

- Made from high quality industrial grade glass fibre reinforced nylon
- O-Ring seal for leak proof connection
- 20mm, 25mm and 32mm sizes
- Interchangeable Union Male fitting allows the Union to adapt to different pipe sizes
- Threads BSPT



For fast disconnect: The union with an Anka 'Blue Nut' fitting for connecting to Low Density Polythene Pipe (LDPE)

AU20	20mm	Each
AU25	25mm	Each
AU32	32mm	Each



### UNION MALE

Interchangeable Union Male fitting allows the Union to adapt to different pipe sizes as the seal end is a constant size. For example by replacing the Union Male on a AU32 with a Union Male/AUM20, the 'Blue Nut' end connects to 32mm LDPE and the Union will screw into a 20mm galv fitting.

AUM20	20mm	Each
AUM25	25mm	Each
AUM32	32mm	Each



### QUICK LOCKS

Anka Quick-Lock Couplings are a quick action coupling designed to be put together and taken apart in one easy twist action.

Because the seal ring end is a constant size each coupling is interchangeable allowing a wide range of configurations. For example different sizes, male/male, male/female or female/female.

- Quick and easy to use.
- Connect or take apart with one easy twisting motion.
- Working pressure at 20°C – 10 bar (150psi)

#### MALE QUICK LOCK COUPLING

AQLCM20	20mm	10
AQLCM25	25mm	10
AQLCM32	32mm	10
AQLCM40	40mm	10



#### FEMALE QUICK LOCK COUPLING

AQLCF20	20mm	10
AQLCF25	25mm	10
AQLCF40	40mm	10



### ANKA QUICK LOCK SEAL RINGS

AQLSR	Seal Rings
-------	------------



Code Size Bag Quantity

**SWIVELS**

ANKA Swivels can be used in low pressure situations up to 70psi (to allow a hose or pipe to turn 360° without kinking or twisting).

- Full Bore Flow
- Strong Design
- Non-Corrosive
- Quality Materials
- Maximum Turning Pressure: 70psi (480kPa/4.8 bar)
- Threads BSPT

AS20	20mm	5
AS25	25mm	5
AS32	32mm	5
AS40	40mm	5
AS50	50mm	5



**SNAP ON ADAPTOR**

ASOA	20mm	10
------	------	----

**ANKA AIR VACUUM BREAKER VALVE**

Air Vacuum Break Valves will allow air into pipe lines to prevent pipes from sucking flat. Once pressure is returned to system the valve will shut off

The valve must be installed vertically in an upright position.

- Body : Glass Fibre Reinforced Nylon
- Plunger : Acetyl
- Seat : Nitrile Rubber
- O Ring : Nitrile Rubber
- Air Cap : Polypropylene
- Threads : BSPT

Maximum Pressure Rating : 16 bar (1600 kpa – 230 psi) @ 20°c

AAVB25		25mm	5
AAVBC25	Cap	25mm	10



To be used in conjunction with a tapping saddle - refer section 2







**Code** **Size** **Bag Quantity**

Polypropylene filter screens are a removable filter cage that can be put on the suction end of a Check Valve.

Threads : BSPT

AFVS20	20mm	10
AFVS25	25mm	10
AFVS32	32mm	10
AFVS40	40mm	5
AFVS50	50mm	5



**ANKA TANK FITTING**

ABTF20	20mm	10
ABTF25	25mm	10

ATF20	20mm	10
ATF25	25mm	10



**ANKA TRIGGER SPRAY GUNS**

Made from high quality industrial plastics, extremely robust design with practical features ideal for all 3/4" and 1/2" hose applications around the home, farm or boat.

Features

- Unique Design
- Protective Outer Ring
- Quick Action Trigger ON/OFF
- Clip On Trigger
- High Flow

AHNT20	20mm	Each
AHNT20B	20mm	Blister pack
AHNT20D	20mm	Display Box
ATNSK	Trigger Gun Service Kit	Each



**ANKA TRIGGER SPRAY GUNS- HOT WATER**

Maximum 65°C

AHNTHWNZ	20mm	Each
----------	------	------

**HOSE NOZZLES**

ANKA Hose Nozzles are strong and robust with a quick action on/off movement to a fully adjustable spray pattern. This gives very high flow rates to ensure a fast wash-down time.

- Uniquely designed outer ring; which protects the nozzle from high impact and excessive wear.
- Quick Action on/off; for complete control
- Fully adjustable; wide spray pattern to a full bore flow.
- Serviceable; nozzles can be taken apart for servicing. Service kits available.
- Maximum Working Pressure : 7 bar (700 kpa – 100 psi) @ 20°C
- Maximum Temperature 40°

Body : Glass Fibre Reinforced Nylon



Code	Size	Bag Quantity
O Ring : Nitrile Rubber Nut & Bolt : 302 Stainless Steel Threads: BSPT		
AHNS20	20mm	Each
AHNS25	25mm	Each
AHNS32	32mm	Each
AHN32	32mm	Each
AHN40	40mm	Each



**HOSE NOZZLE SERVICE KITS**

Being a mechanical device, The ANKA Hose Nozzle may need to be serviced over a period of time. The 'O' Rings and silicone grease may need to be reapplied.

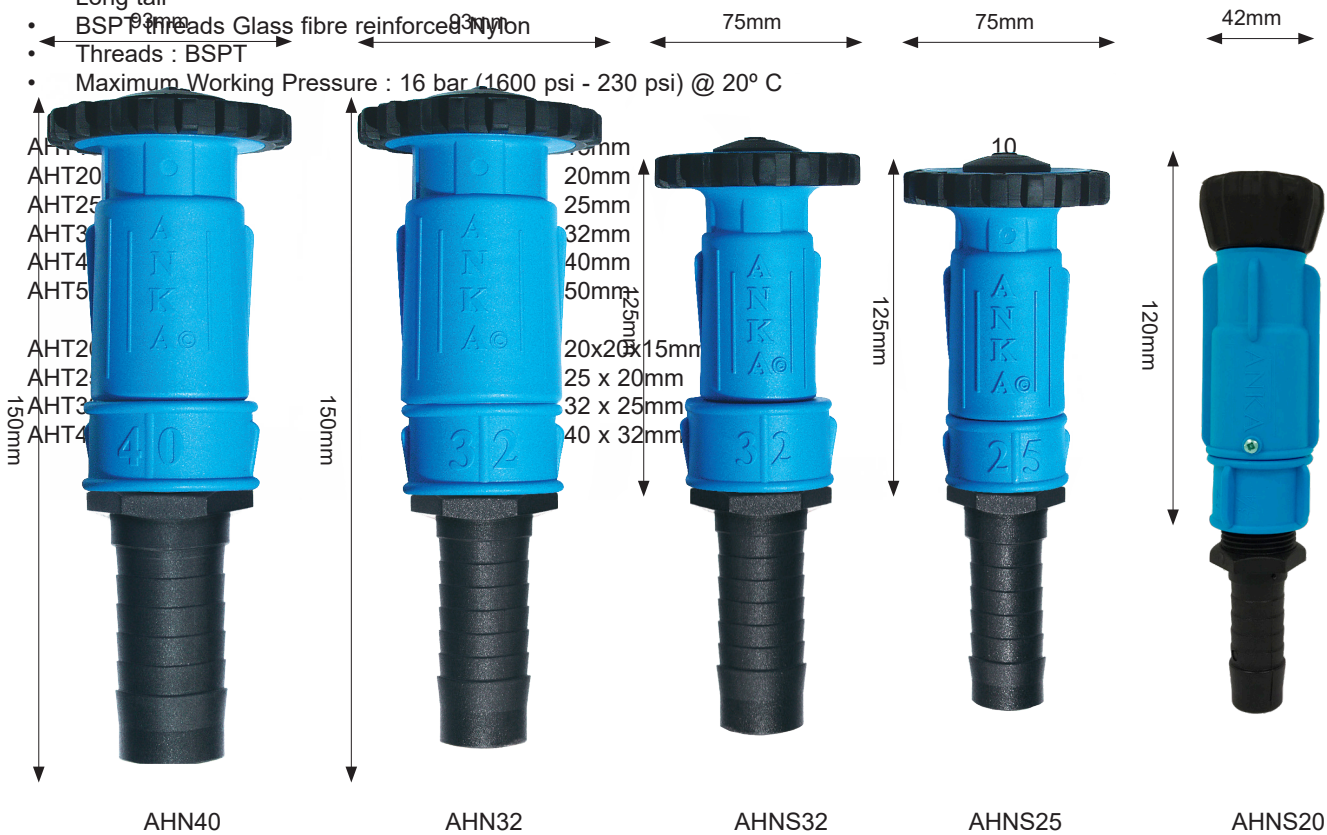
ANRKL For 32mm and 40mm Large Washdowns

ANRKS For 25mm and 32mm small Washdowns



**HOSE TAILS**

- Rolled barb
- Long tail
- BSP Threads
- Glass fibre reinforced Nylon
- Threads : BSPT
- Maximum Working Pressure : 16 bar (1600 psi - 230 psi) @ 20° C



**Tail shown attached to nozzle. Nozzle sold separately.**

Code

Size

Code

Size

**MALCO**

- 304 Stainless Steel
  - All threaded ends are Brass Nickel Plated
  - Suitable LDPE
- S = Loose Ring  
C = Captive Ring

**COUPLINGS**

Loose Ring

SC15	15mm
SC20	20mm
SC25	25mm
SC32	32mm
SC40	40mm
SC50	50mm

Captive Ring

CC15	15mm
CC20	20mm
CC25	25mm
CC32	32mm
CC40	40mm
CC50	50mm



**MALE COUPLINGS**

Loose Ring

SMC15	15mm
SMC20	20mm
SMC25	25mm
SMC32	32mm
SMC40	40mm
SMC50	50mm

Captive Ring

CMC15	15mm
CMC20	20mm
CMC25	25mm
CMC32	32mm
CMC40	40mm
CMC50	50mm



**FEMALE COUPLINGS**

Loose Ring

SFC15	15mm
SFC20	20mm
SFC25	25mm
SFC32	32mm
SFC40	40mm
SFC50	50mm

Captive Ring

CFC15	15mm
CFC20	20mm
CFC25	25mm
CFC32	32mm
CFC40	40mm
CFC50	50mm



**REDUCING COUPLINGS**

Loose Ring

SRC2015	20 x 15mm
SRC2515	25 x 15mm
SRC2520	25 x 20mm
SRC3215	32 x 15mm
SRC3220	32 x 20mm
SRC3225	32 x 25mm
SRC4015	40 x 15mm
SRC4020	40 x 20mm
SRC4025	40 x 25mm
SRC4032	40 x 32mm
SRC5015	50 x 15mm

Captive Ring

CRC2015	20 x 15mm
CRC2515	25 x 15mm
CRC2520	25 x 20mm
CRC3215	32 x 15mm
CRC3220	32 x 20mm
CRC3225	32 x 25mm
CRC4015	40 x 15mm
CRC4020	40 x 20mm
CRC4025	40 x 25mm
CRC4032	40 x 32mm
CRC5015	50 x 15mm



Code	Size	Code	Size
<b>REDUCING COUPLINGS</b>			
Loose Ring		Captive Ring	
SRC5020	50 x 20mm	CRC5020	50 x 20mm
SRC5025	50 x 25mm	CRC5025	50 x 25mm
SRC5032	50 x 32mm	CRC5032	50 x 32mm
SRC5040	50 x 40mm	CRC5040	50 x 40mm

Code	Size	Code	Size
<b>TEES</b>			
Loose Ring		Captive Ring	
ST15	15mm	CT15	15mm
ST20	20mm	CT20	20mm
ST25	25mm	CT25	25mm
ST32	32mm	CT32	32mm
ST40	40mm	CT40	40mm
ST50	50mm	CT50	50mm



Code	Size	Code	Size
<b>REDUCING TEES</b>			
Loose Ring		Captive Ring	
SRT1520	15 x 20mm	CRT1520	15 x 20mm
SRT1525	15 x 25mm	CRT1525	15 x 25mm
SRT2015	20 x 15mm	CRT2015	20 x 15mm
SRT2025	20 x 25mm	CRT2025	20 x 25mm
SRT2032	20 x 32mm	CRT2032	20 x 32mm
SRT2515	25 x 15mm	CRT2515	25 x 15mm
SRT2520	25 x 20mm	CRT2520	25 x 20mm
SRT2532	25 x 32mm	CRT2532	25 x 32mm
SRT2540	25 x 40mm	CRT2540	25 x 40mm
SRT3215	32 x 15mm	CRT3215	32 x 15mm
SRT3220	32 x 20mm	CRT3220	32 x 20mm
SRT3225	32 x 25mm	CRT3225	32 x 25mm
SRT3240	32 x 40mm	CRT3240	32 x 40mm
SRT3250	32 x 50mm		
SRT4015	40 x 15mm	CRT4015	40 x 15mm
SRT4020	40 x 20mm	CRT4020	40 x 20mm
SRT4025	40 x 25mm	CRT4025	40 x 25mm
SRT4032	40 x 32mm	CRT4032	40 x 32mm
SRT5015	50 x 15mm	CRT5015	50 x 15mm
SRT5020	50 x 20mm	CRT5020	50 x 20mm
SRT5025	50 x 25mm	CRT5025	50 x 25mm
SRT5032	50 x 32mm	CRT5032	50 x 32mm
SRT5040	50 x 40mm	CRT5040	50 x 40mm



Code	Size	Code	Size
<b>BRACKET ELBOW</b>			
Loose Ring		Captive Ring	
SBE15	15mm	CBE15	15mm
SBE20	20mm	CBE20	20mm
SBE1520	15 x 20mm	CBE1520	15 x 20mm
SBE2015	20 x 15mm	CBE2015	20 x 15mm



Code

Size

Code

Size

**CROSSES**

Loose Ring

SCR15	15mm
SCR20	20mm
SCR25	25mm
SCR32	32mm
SCR40	40mm

Captive Ring

CCR15	15mm
CCR20	20mm
CCR25	25mm
CCR32	32mm
CCR40	40mm




**REDUCING CROSSES**

Loose Ring

SRCRO2015	20 x 15mm
SRCRO2515	25 x 15mm
SRCRO2520	25 x 20mm
SRCRO3215	32 x 15mm
SRCRO3225	32 x 25mm
SRCRO4020	40 x 20mm
SRCRO4025	40 x 25mm
SRCRO4032	40 x 32mm
SRCRO5032	50 x 32mm

Captive Ring

CRCRO2515	25 x 15mm
CRCRO3215	32 x 15mm
CRCRO3220	32 x 20mm
CRCRO4025	40 x 25mm
CRCRO4032	40 x 32mm



**CAST MALE ELBOW**

Loose ring

SCME20	20mm
SCME2015	20 x 15mm

Captive Ring

CME20	20mm
CME2015	20 x 15mm



Code

Size

Code

Size

**MALE REDUCING COUPLINGS**

Loose Ring

SRMC1520	15 x 20mm
SRMC2015	20 x 15mm
SRMC2025	20 x 25mm
SRMC2515	25 x 15mm
SRMC2520	25 x 20mm
SRMC2532	25 x 32mm
SRMC2540	25 x 40mm
SRMC3215	32 x 15mm
SRMC3220	32 x 20mm
SRMC3225	32 x 25mm
SRMC3240	32 x 40mm
SRMC3250	32 x 50mm
SRMC4015	40 x 15mm
SRMC4020	40 x 20mm
SRMC4025	40 x 25mm
SRMC4032	40 x 32mm
SRMC4050	40 x 50mm
SRMC5020	50 x 20mm
SRMC5025	50 x 25mm
SRMC5032	50 x 32mm
SRMC5040	50 x 40mm

Captive Ring

CRMC1520	15 x 20mm
CRMC2015	20 x 15mm
CRMC2025	20 x 25mm
CRMC2515	25 x 15mm
CRMC2520	25 x 20mm
CRMC2532	25 x 32mm
CRMC3215	32 x 15mm
CRMC3220	32 x 20mm
CRMC3225	32 x 25mm
CRMC3240	32 x 40mm
CRMC3250	32 x 50mm
CRMC4015	40 x 15mm
CRMC4020	40 x 20mm
CRMC4025	40 x 25mm
CRMC4032	40 x 32mm
CRMC5020	50 x 20mm
CRMC5025	50 x 25mm
CRMC5032	50 x 32mm
CRMC5040	50 x 40mm



**FEMALE REDUCING COUPLINGS**

Loose Ring

SRFC1520	15 x 20mm
SRFC2015	20 x 15mm
SRFC2025	20 x 25mm
SRFC2515	25 x 15mm
SRFC2520	25 x 20mm
SRFC3220	32 x 20mm
SRFC3225	32 x 25mm
SRFC4025	40 x 25mm
SRFC4032	40 x 32mm
SRFC5025	50 x 25mm
SRFC5032	50 x 32mm
SRFC5040	50 x 40mm

Captive Ring

CRFC1520	15 x 20mm
CRFC2015	20 x 15mm
CRFC2025	20 x 25mm
CRFC2515	25 x 15mm
CRFC2520	25 x 20mm
CRFC3220	32 x 20mm
CRFC3225	32 x 25mm
CRFC4025	40 x 25mm
CRFC4032	40 x 32mm
CRFC5025	50 x 25mm
CRFC5032	50 x 32mm
CRFC5040	50 x 40mm



**BENDS**

Loose Ring

SB15	15mm
SB20	20mm
SB25	25mm
SB32	32mm
SB40	40mm
SB50	50mm

Captive Ring

CB15	15mm
CB20	20mm
CB25	25mm
CB32	32mm
CB40	40mm
CB50	50mm





Code

Size

**MALE BENDS**

Loose Ring

SMB15	15mm
SMB20	20mm
SMB25	25mm
SMB32	32mm
SMB40	40mm
SMB50	50mm

Code

Size

Captive Ring

CMB15	15mm
CMB20	20mm
CMB25	25mm
CMB32	32mm
CMB40	40mm
CMB50	50mm



**REDUCING MALE BENDS**

Loose Ring

SRMB1520	15 x 20mm
SRMB2015	20 x 15mm
SRMB2025	20 x 25mm
SRMB2032	20 x 32mm
SRMB2520	25 x 20mm
SRMB2532	25 x 32mm
SRMB2540	25 x 40mm
SRMB3225	32 x 25mm
SRMB3240	32 x 40mm
SRMB4032	40 x 32mm
SRMB5040	50 x 40mm

Captive Ring

CRMB1520	15 x 20mm
CRMB2015	20 x 15mm
CRMB2025	20 x 25mm
CRMB2032	20 x 32mm
CRMB2520	25 x 20mm
CRMB2532	25 x 32mm
CRMB2540	25 x 40mm
CRMB3225	32 x 25mm
CRMB3240	32 x 40mm
CRMB4032	40 x 32mm
CRMB5040	50 x 40mm



**FEMALE BENDS**

Loose Ring

SFB15	15mm
SFB20	20mm
SFB25	25mm
SFB32	32mm
SFB40	40mm
SFB50	50mm

Captive Ring

CFB15	15mm
CFB20	20mm
CFB25	25mm
CFB32	32mm
CFB40	40mm
CFB50	50mm



**REDUCING FEMALE BENDS**

Loose Ring

SRFB2015	20 x 15mm
SRFB2025	20 x 25mm
SRFB2515	25 x 15mm
SRFB2532	25 x 32mm

Captive Ring

CRFB2015	20 x 15mm
CRFB2025	20 x 25mm
CRFB2515	25 x 15mm
CRFB2532	25 x 32mm



**LONG COUPLINGS**

Loose Ring

SLC15	15mm
SLC20	20mm
SLC25	25mm
SLC32	32mm
SLC40	40mm
SLC50	50mm

Captive Ring

CLC15	15mm
CLC20	20mm
CLC25	25mm
CLC32	32mm
CLC40	40mm
CLC50	50mm



# SECTION 1

## FITTINGS - LOW DENSITY

Code	Size	Code	Size
------	------	------	------

### APEX TROUGH FILLER - STAINLESS STEEL

TFS20	Short	20mm	
TFL20	Long	20mm	

TFS25	Short	25mm	
TFL25	Long	25mm	

TFA	Brass M&F Adaptor	20mm	
TFA25	Brass M&F Adaptor	25mm	
TFA20SS	Trough SSI - adaptor	20mm	

### TROUGH FILLER - GALVANISED

GTF20	Long Galvanised	20mm	
GTF25	Long Galvanised	25mm	
GTF32	Long Galvanised	32mm	

