



## International Landscape Irrigation Products Catalog



The Intelligent Use of Water.™

**Preserving beauty while conserving water.**

**That's intelligent.**

## The Intelligent Use of Water™

At Rain Bird, we believe it is our responsibility to develop products and technologies that use water efficiently. Our commitment also extends to education, training and services for our industry and our communities.

Through innovative product development, Rain Bird is helping sustain healthier landscapes—and a healthier planet. A lush lawn or colorful garden can also be highly water-efficient. Every Rain Bird product is a testament to that truth.

From water-saving nozzles to sprays with pressure-regulating stems to leading-edge Smart Control Technology, Rain Bird products make the most of every drop, delivering superior results with less water. Keeping the world and your backyard beautiful. That's The Intelligent Use of Water.™

The need to conserve water has never been greater. We want to do even more, and with your help, we can.



# SMARTER. FASTER. HANDIER.

*Get the Rain Bird Resources App for Quick Access to Critical Information.*

- The Knowledge You Need in Seconds
- Save and Share Commonly Used Tools
- Free with No Login Required



Saving Water Since 1933



Saving Forests



Saving You Time

**NEW**

## Now Featuring:

- **Live Chat:** Message a Rain Bird representative with the click of a button
- **Tablet Compatibility:** Improved, tablet-friendly design
- **Push Notifications:** Get notified of latest news and promos
- **Quote Tool:** Generate a wishlist and submit to your Rain Bird reseller for a quote

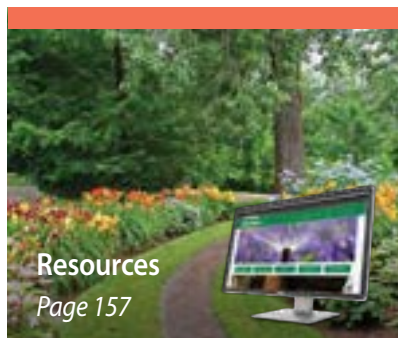







Click to download the app today.



## Water efficient irrigation technology for every landscape application

When you design and install Rain Bird complete irrigation solutions, you can be confident knowing that the system will perform better and last longer for many years to come. No matter what your irrigation needs are, Rain Bird has a solution that will help save water for every application in your next green project.



*Not all models are listed. Not all models are available in all markets. Review your regional price list or contact your Rain Bird sales representative for local model availability.*

## Rain Bird Corporation Sustainability Statement

Since Rain Bird’s beginnings in 1933, we have been dedicated to The Intelligent Use of Water™ by developing innovative products and technologies that use water in increasingly efficient ways. Rain Bird’s products support sustainable green spaces, landscapes, recreational areas and agricultural production world-wide. Our products utilize many water conserving technologies, including:

Pressure Regulation	Weather Based Irrigation
Drip Irrigation	Soil Moisture Sensors
Check Valves	Root Watering Systems
Reclaimed Compatibility	Leak Detection and Auto Shutoff
VFD Pump Stations	High-Efficiency Nozzles

Rain Bird’s commitment to The Intelligent Use of Water, has grown beyond our products. Today, we partner with customers, designers and municipalities to provide solutions, education and training that help achieve near-term and long-term water resource management goals.

Rain Bird defines sustainability as operating our business in a way that demonstrates environmental stewardship, while continuing to develop products, services and education that promote The Intelligent Use of Water.

### Our Top Corporate Goals to help achieve a more sustainable future are:

- 1 Achieve EPA WaterSense certification for our products for every category in which this certification is available.
- 2 Ensure 100% of product categories have at least one model that is suitable for use with reclaimed water.
- 3 Leverage advanced design tools to innovate irrigation emission devices that lead their categories in water conservation performance.
- 4 Provide global leadership in intelligent irrigation control methods and products, including weather-based irrigation adjustments, leak detection and soil moisture monitoring.
- 5 Provide the highest quality products that ensure long product life, thereby reducing their total carbon footprint.
- 6 Increase the amount of recycled resins used year over year.
- 7 Increase the amount of recycled packaging used year over year.
- 8 Increase the amount of electronics recycled year over year.
- 9 Ensure a sustainable work environment for our global work force by providing safe work spaces and health and wellness education to employees.
- 10 Encourage our suppliers to adopt sustainability and continuous improvement initiatives.
- 11 Pursue continuous improvement in energy efficiency in all our facilities.
- 12 Review sustainability goals and results annually.

## Anatomy of a Water-Efficient\* Residential System

This residential design guide highlights Rain Bird product and technology solutions for a healthy landscape that uses less water.

### Sprays

- In-Stem Pressure Regulation**
- High Efficiency Nozzles**
- Seal-A-Matic™ (SAM) Check Valve Devices**
- Non-Potable Spray Heads**

p. 10



### Controllers and Sensors

- Automatic Controllers with Water Efficient Features**
- Smart Controller Technologies**
- Automatic Shut-Off Devices**

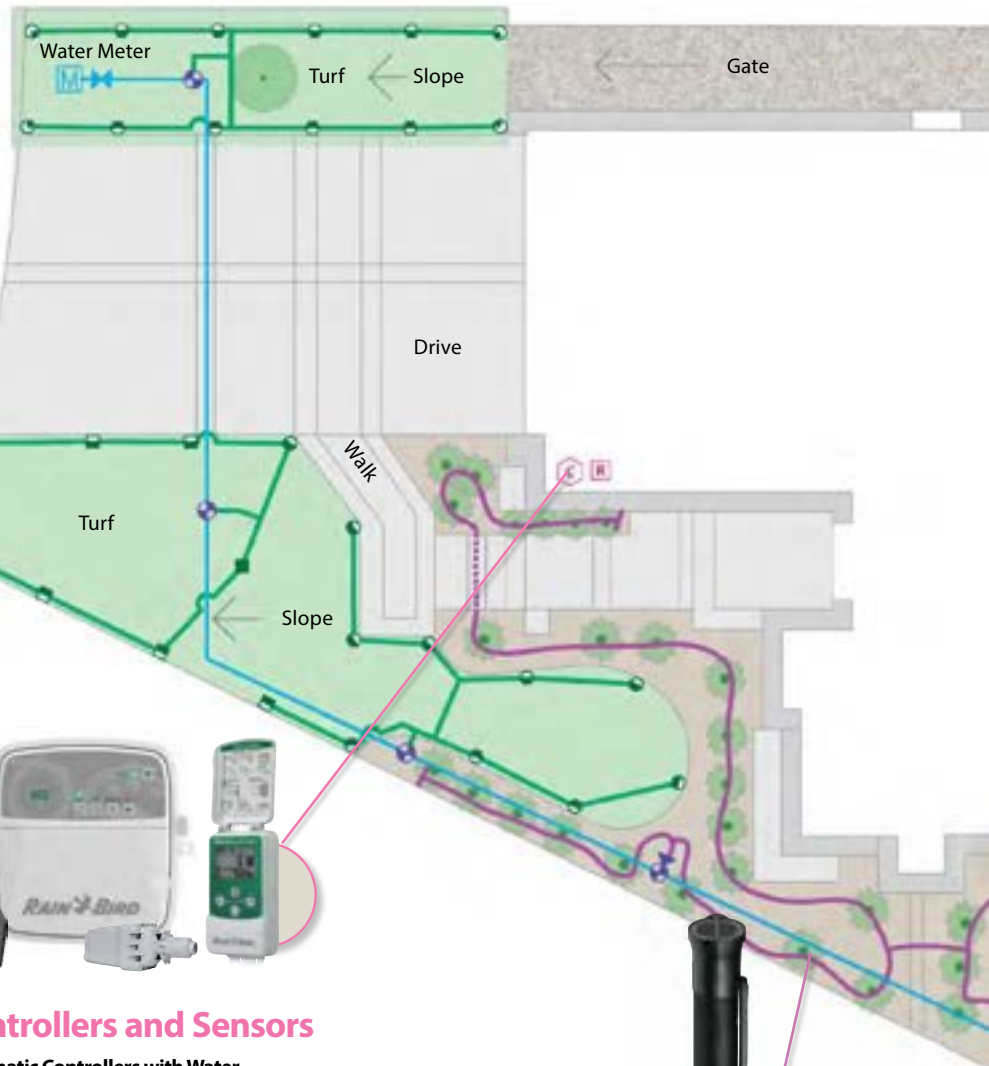
p. 73



### Landscape Drip

**Direct-to-Plant-Root Watering Devices**

p. 105



\*All claims of water savings dependent on proper design, installation, and maintenance of irrigation products. Actual water savings may vary from user to user depending on weather, irrigation system and site conditions, and previous irrigation practices.



### Rotors

- In-Stem Pressure Regulation
- High Efficiency Nozzles
- Check Valve Devices

p. 32



### Rotary Nozzles

p. 19



### Valves

p. 52

## Anatomy of a Water-Efficient\* Commercial System

This commercial design guide highlights Rain Bird product and technology solutions for a healthy landscape that uses less water.

### Sprays

**In-Stem Pressure Regulation**

**High Efficiency Nozzles**

**Seal-A-Matic™ (SAM) Check Valve Devices**

**Non-Potable Spray Heads**

p. 10



iQ4

### Central Control and Water Management Systems

**Automatic ET-Based Scheduling**

**Flow Management**

**Flow Monitoring/Leak Detection Cycle + Soak™**

p. 97



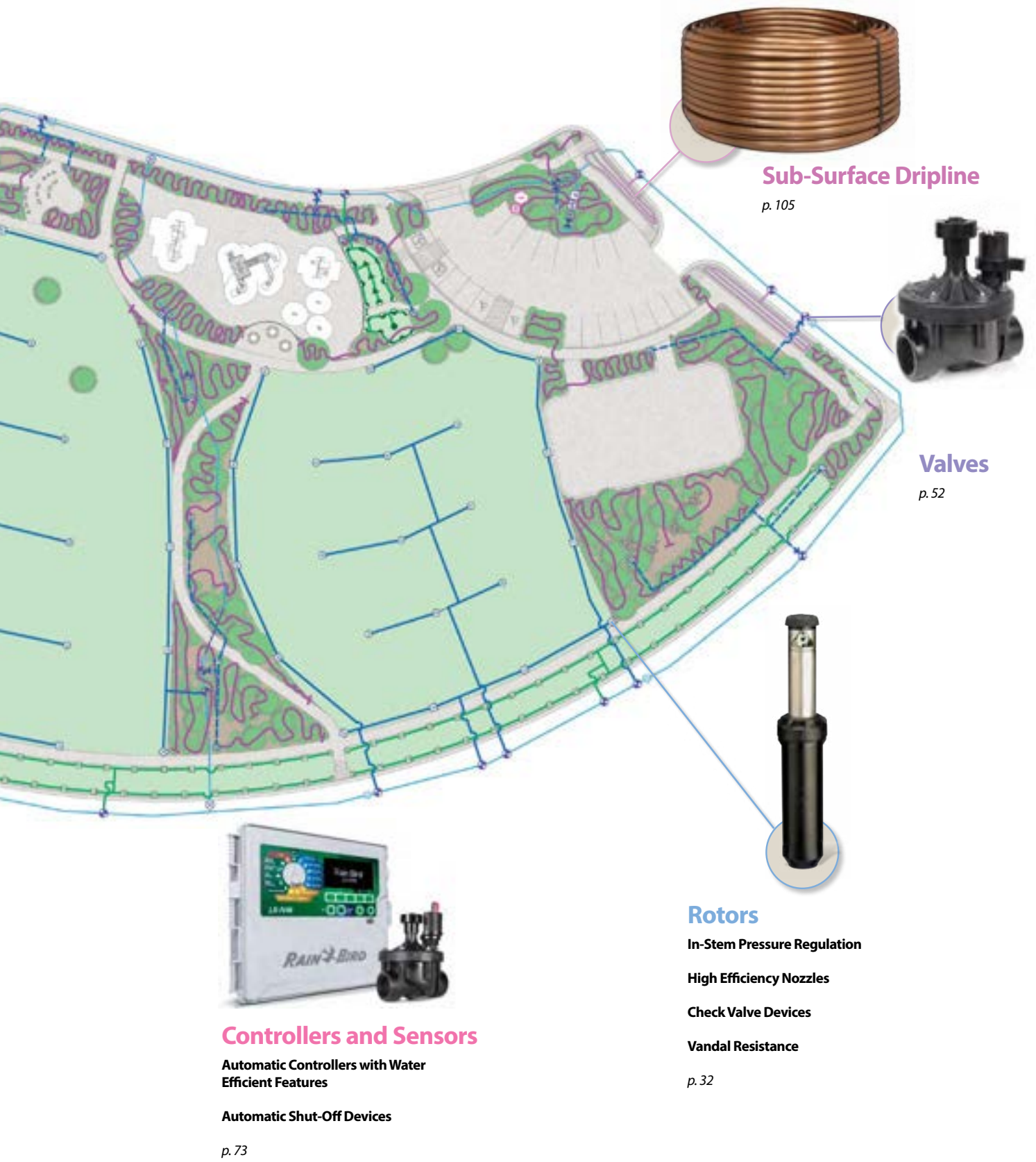
### Landscape Drip

**Direct-to-Plant-Root Watering Devices**

p. 105

*\*All claims of water savings dependent on proper design, installation, and maintenance of irrigation products. Actual water savings may vary from user to user depending on weather, irrigation system and site conditions, and previous irrigation practices.*





### Sub-Surface Dripline

p. 105

### Valves

p. 52

### Rotors

In-Stem Pressure Regulation

High Efficiency Nozzles

Check Valve Devices

Vandal Resistance

p. 32

### Controllers and Sensors

Automatic Controllers with Water Efficient Features

Automatic Shut-Off Devices

p. 73



## Spray Bodies

### Major Products

	1802, 1804, 1806	1812	1800 PRS	1800 SAM	1800 SAM-PRS	1800 SAM- PRS-45	US-400	1300/ 1400 Bubblers	PA-80 PA-85	RD-04, RD-06	RD1800 SAM- PRS-F	RD1800 SAM- PRS-45-F
<b>Primary Applications</b>												
Turfgrass	●		●	●	●	●	●			●	●	●
Slopes				●	●	●					●	●
Ground Cover/Shrubs	●	●	●	●	●	●	●	●	●	●	●	●
High Pressure Systems			●		●	●		●	●	●	●	●
Low Pressure Systems	●	●					●	●	●	●		
High Wind Areas	●	●	●	●	●	●	●	●	●	●	●	●
Non-Potable Water									●	●	●	●
Vandalism/Damage Prone											●	●
Dirty Water										●	●	●



### Water Saving Tips

- The patented, built-in PRS regulator maintains optimal operating pressure and restricts water loss by up to 70% if a nozzle is removed or damaged. It also ends water waste by eliminating misting and fogging caused by high pressure.
- Save water, stop low head drainage, and reduce water hammer by preventing water from draining out of pipes after irrigation with 1800/RD1800 Series Sprays featuring Seal-A-Matic™ (SAM) check valves.
- Exclusive Flow Shield Technology available in the RD1800 Series provides up to 90% reduction in water loss when a nozzle is removed, preventing potentially costly and unacceptable run-off.

## UNI-Spray™ Series

Compact and reliable spray heads for any application

### Features

- Small exposed cover makes the unit virtually invisible for more attractive landscapes
- Constructed of durable materials including corrosion resistant stainless steel, assuring long product life even in high pressure or surge conditions
- Pressure-activated wiper seal prevents excessive flow-by and water waste and keeps debris from entering upon retraction
- Two-piece ratchet mechanism allows easy nozzle pattern alignment and provides added durability
- Three Year Trade Warranty

### Operating Range

- Spacing: 0.8 to 7.3m\*\*
- Pressure: 1.0 to 4.8 bar

### Specifications

- Flow-by: 0 at 0.75 bar or greater; 0.04 m<sup>3</sup>/h; 0.60 l/m otherwise

### Models\*

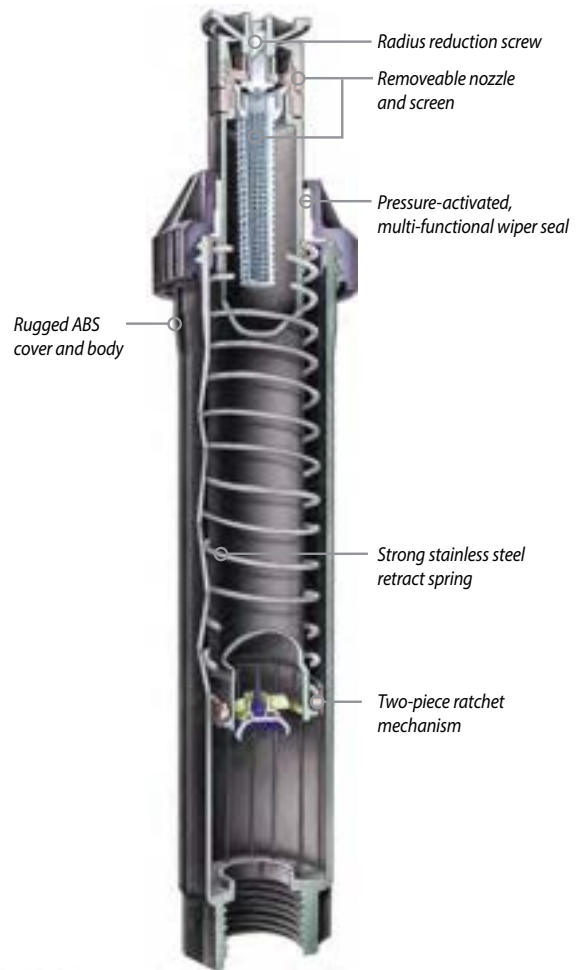
Select models shown. Review your regional price list for complete availability.

- US400: 10 cm (4") pop-up height, body only
- US410: 10 cm (4") pop-up height with VAN-10 attached
- US412: 10 cm (4") pop-up height with VAN-12 attached
- US415: 10 cm (4") pop-up height with VAN-15 attached
- US418: 10 cm (4") pop-up height with VAN-18 attached

### Models with High-Efficiency Nozzles Pre-Attached\*

- US408HE: 10 cm (4") pop-up height with HE-VAN-8 attached
- US410HE: 10 cm (4") pop-up height with HE-VAN-10 attached
- US412HE: 10 cm (4") pop-up height with HE-VAN-12 attached
- US415HE: 10 cm (4") pop-up height with HE-VAN-15 attached

\* The UNI-Spray accepts all Rain Bird nozzles



UNI-Spray™



High Efficiency  
Variable Arc Nozzles  
(2.4 m, 3.0 m, 3.7 m, or 4.6 m)  
are available pre-installed

### How to Specify

US - 4 - 10HE

Nozzle Series/Pattern  
HE-VAN nozzle  
R-VAN18 Nozzle

Body  
10.2cm (4")

Model  
UNI-Spray

### 1800® Series

The #1 irrigation spray head in the world

#### Features

- Co-molded wiper seal provides unmatched resistance to grit, pressure and the environment
- Constructed of time-proven UV-resistant plastic and corrosion resistant stainless steel parts, ensuring long product life
- Precision controlled flush at pop-down clears debris from unit, assuring positive stem retraction in all soil types
- Two-piece ratchet mechanism allows easy nozzle pattern alignment and provides added durability
- Five Year Trade Warranty

#### Operating Range

- Spacing: 0.8 to 7.3m\*\*
- Pressure: 1.0 to 4.8 bar

#### Specifications

- Flow-by: 0 at 0.6 bar or greater; 20 l/h otherwise

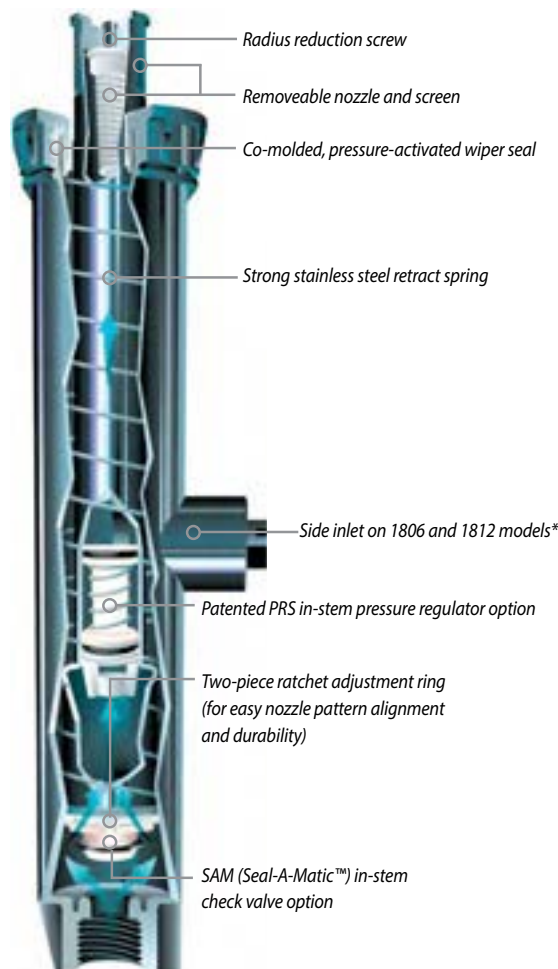
#### Dimensions/Models

Select models shown. Review your regional price list for complete availability.

- ½" NPT female threaded inlet
- Models and height:
  - 1802: 10 cm (4") body height; 5 cm (2") pop-up height
  - 1804: 15 cm (6") body height; 10 cm (4") pop-up height
  - 1806: 23 cm (9 3/8") body height; 15 cm (6") pop-up height
  - 1812: 40 cm (16") body height; 30 cm (12") pop-up height
- Exposed surface diameter: 5.7 cm

\* 1806 and 1812-SAM, SAMPRS, and SAM-PRS-45 units do not have a side inlet

\*\* 0.8m to 4.6m with standard Rain Bird Spray Head Nozzles (SQ, U-Series, HE-VAN) 2.4m to 7.3m with Rain Bird Rotary Nozzles (R-VAN)



#### How to Specify

##### 1804 SAM-PRS

###### Option

- SAM: Seal-A-Matic™ check valve
- PRS: Pressure regulator (30psi)
- P45: Pressure regulator (45psi)

###### Pop-up Height

- 1802: 5 cm (2") pop-up height
- 1804: 10 cm (4") pop-up height
- 1806: 15 cm (6") pop-up height
- 1812: 30 cm (12") pop-up height

###### Model

1800 Series Spray Bodies

## 1800®-SAM, 1800®-PRS, 1800®-P45, 1800®-SAM-PRS, 1800®-SAM-P45 Series

5.8 cm, 7.6 cm, 10.2 cm, 15.2 cm, 30.5 cm (2", 3", 4", 6", 12")

### Features

- **1800®-SAM Series:** Built-in Seal-A-Matic™ (SAM) check valve. Eliminates the need for under-the-head check valves. Traps water in lateral pipes in elevation changes of up to 4.2 m. Reduces wear on system components by minimizing water hammer during start-up
- **1800®-PRS Series:** Maintains constant outlet pressure at 2.1 bar. PRS pressure regulator built into the stem simplifies system design. Eliminates misting and fogging caused by high pressure. Saves time and money
- **1800®-P45 Series:** Maintains constant outlet pressure at 3.1 bar. P45 pressure regulator built into the stem simplifies system design. Eliminates misting and fogging caused by high pressure. Saves time and money
- **1800®-SAM-PRS Series:** Incorporates all 1800 Series SAM and PRS features. Meets the needs of all spray areas, regardless of changing elevation or water pressures
- **1800®-SAM-P45 Series:** Incorporates all 1800 Series SAM and P45 features. Maintains constant outlet pressure at 3.1 bar at varying inlet pressures. Ensures maximum spray body and nozzle performance, even with varying inlet pressures. Maintains constant pressure regardless of nozzle used

### Specifications

- 5.8 cm, 7.6 cm, 10.2 cm, 15.2 cm, 30.5 cm (2", 3", 4", 6", 12")
- SAM capability: holds up to 4.2 m of head; 0.4 bar
- PRS and P45 models regulate nozzle pressure to an average 2.1 or 3.1 bar with inlet pressures of up to 4.8 bar
- Flow-by: 0 at 0.6 bar or greater; 0.02 m³/h; 0.36 l/m otherwise
- Installation: side or bottom inlet
- Side inlet installation not recommended in freezing climates
- Five Year Trade Warranty

### 1800®-SAM Models

- 1804-SAM: 10 cm (4") pop-up height
- 1806-SAM: 15 cm (6") pop-up height
- 1812-SAM: 30 cm (12") pop-up height

### 1800®-PRS Models

- 1802PRS: 5.8 cm (2") pop-up height
- 1803PRS: 7.6 cm (3") pop-up height
- 1804 PRS: 10 cm (4") pop-up height
- 1806 PRS: 15 cm (6") pop-up height
- 1812 PRS: 30 cm (12") pop-up height

### 1800®-P45 Models

- 1804 P45: 10 cm (4") pop-up height
- 1806 P45: 15 cm (6") pop-up height
- 1812 P45: 30 cm (12") pop-up height

### 1800®-SAM-PRS Models

- 1804-SAM-PRS: 10 cm (4") pop-up height
- 1806-SAM-PRS: 15 cm (6") pop-up height
- 1812-SAM-PRS: 30 cm (12") pop-up height

### 1800®-SAM-P45 Models

- 1804-SAM-P45: 10 cm (4") pop-up height
- 1806-SAM-P45: 15 cm (6") pop-up height
- 1812-SAM-P45: 30 cm (12") pop-up height

### Operating Range

- Spacing: 0.8 to 7.3m\*
- Pressure: 1.0 to 4.8 bar



1800-SAM



1800-PRS



1800-PRS-45



1800-SAM-PRS



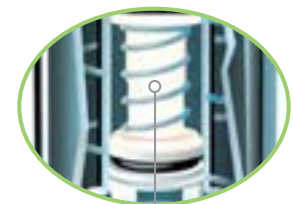
1800-SAM-P45



When using 2.1 bar and 3.1 bar pressure regulating spray heads



Built in Seal-A-Matic check valve prevents low-head drainage, ideal for use in changing elevations



Patented pressure regulator in stem compensates for high or fluctuating water pressure to ensure maximum performance

\* 0.8m to 5.5m with standard Rain Bird Spray Head Nozzles (SQ, MPR, VAN, HE-VAN, U-Series), 2.4m to 7.3m with Rain Bird Rotary Nozzles (R-VAN)

### RD1800™ Series Spray Heads

Robust Design for Harsh Applications

#### Features

- Patented, Triple-Blade Wiper Seal precisely balances flushing, flow-by and debris protection to optimize performance and durability at pop-up and retraction. Precision-controlled flushing at pop-up and retraction clears debris, ensuring positive stem retraction in all soil types
- Unique debris pockets hold grit in place, removing it from circulation and preventing long-term damage. Parts resistant to corrosion in treated recycled water containing chlorine
- RD1800™ SAM PRS Series:** Incorporates all RD1800 Series SAM and PRS features. Meets the needs of all spray areas, regardless of changing elevation or water pressures
- RD1800™ SAM P45 Series:** Incorporates all RD1800 Series SAM and P45 features. Ensures maximum spray body and nozzle performance even with varying inlet pressures. Recommended for use with rotary nozzles (R-VAN)
- RD1800™ Flow-Shield™ Series:** Provides low flow vertical water jet visible from +61 meter line of sight when a nozzle has been removed
- RD1800™ Non-Potable Water Series:** Provides an alternative to clip-on caps and molded purple covers. Easy-to-read English "DO NOT DRINK", Spanish "NO BEBA" warnings, and international do not drink symbol

#### Operating Range


- Spacing: 0.8 to 7.3 m
- Pressure: 1.0 to 6.9 bar

#### Specifications

- 10.2 cm; 15.2 cm; 30.5 cm
- SAM capability: Holds up to 4.2 m of head; 0.3 bar
- Flow-by: SAM Models: 0 at 1.0 bar or greater; 0.1 m<sup>3</sup>/h; 0.03 l/s otherwise  
All Other Models: 0 at 0.7 bar or greater; 0.1 m<sup>3</sup>/h; 0.03 l/s otherwise
- SAM-PRS models regulate nozzle pressure to an average 2.1 bar with inlet pressures of up to 6.9 bar
- SAM-P45 models regulate nozzle pressure to an average 3.1 bar with inlet pressures of up to 6.9 bar
- Five-year trade warranty

#### Dimensions

- ½" NPT female threaded inlet



RD1800 Series



When using 2.1 bar and 3.1 bar pressure regulating spray heads



Standard Cover



Non-Potable Cover

#### How to Specify

##### RD-XX - X - Nozzle

**Nozzle**  
See R-VAN, U-Series, MPR, VAN, HE-VAN and SQ Nozzle specifications for more information

##### Optional Features

- S: Seal-A-Matic™ check valve
- P30: 30 psi (2.1 bar) in-stem pressure regulation
- P45: 45 psi (3.1 bar) in-stem pressure regulation
- F: Flow-Shield™ Technology
- NP: Non-potable water use indicating cover

##### Model

- RD-04: 4" (10 cm) pop-up height
- RD-06: 6" (15 cm) pop-up height
- RD-12: 12" (30.5 cm) pop-up height

##### Notes:

Specify sprinkler bodies and nozzles separately.

#### Models

10 cm (4")	15 cm (6")	30 cm (12")
RD04-NP	-	RD12-NP
RD04-S-P-30-NP	RD06-S-P-30-NP	RD12-S-P-30-NP
RD04-S-P-30-F	RD06-S-P30-F	RD12-S-P-30-F
RD04-S-P-30-F-NP	RD06-S-P-30-F-NP	RD12-S-P-30-F-NP
RD04-S-P-45-NP	RD06-S-P-45-NP	RD12-S-P-45-NP
RD04-S-P-45-F	RD06-S-P-45-F	RD12-S-P-45-F
RD04-S-P-45-F-NP	RD06-S-P-45-F-NP	RD12-S-P-45-F-NP

### 1800® NP Cover

Non-Potable 1800 Spray Head Cover

**Features**

- Designed for excellent retention on 1800 Series Spray Body covers
- Purple plastic cover for easy identification of non-potable water system
- Marked with "Do Not Drink!" warning in both English and Spanish
- Snaps onto all 1800® Series Spray Body covers

**Model**

- 1800-NP



1800-NP

### PA

Plastic Shrub Adapter

**Features**

- Adapts Rain Bird Nozzles for use with 1/2" (15/21) NPT threaded risers
- Accepts protective, non-clogging 1800 Series filter screen (shipped with nozzle) and PCS Series screens
- Durable, non-corrosive plastic construction
- Non-Potable Plastic Shrub Adapter

**Specifications**

- 1/2" (15/21) female inlet threads
- Fine top threads accept all Rain Bird nozzles

**Model**

- PA-8S
- PA-8S-NP



PA-8S

PA-8S-NP

### PA-80

Plastic Adapter

**Features**

- Adapts Rain Bird Spray Bodies for use with any 1/2" (15/21) NPT bubbler or spray nozzle
- Rugged, UV-resistant thermoplastic construction
- Easy to install; no tools required

**Dimensions**

- Height: 3.8 cm; 2.0 cm above 1800 cap

**Model**

- PA-80



PA-80

### 1800®-EXT

Plastic Extension

**Features**

- UV-resistant thermoplastic construction for long life
- Fits all Rain Bird Spray Bodies and Nozzles. Exception: Cannot be used with bubblers

**Model**

- 1800-EXT



1800-EXT

Spray Bodies

### PA-8S-PRS & PA-8S-P45

30 psi and 45 psi Pressure Regulating Shrub Adapters

**Features**

- Adapts nozzles for use with 1/2" (15/21) NPT threaded risers
- Patented PRS pressure regulator built into the stem. No parts to be installed at the site. Saves time and money
  - Maintains constant pressure at 2,1 bar or 3,1 bar
  - Restricts water loss by up to 70% if nozzle is removed or damaged. Saves water and money. Reduces liability. Recommended for vandal-prone areas
- Fits all Rain Bird plastic nozzles
- Rugged thermoplastic construction resists UV rays

**Operating Range**

- Pressure: 1.0 to 4.8 bar
- Flow: 0.05 to 0.91 m³/h; 0.06 to 15.0 l/m

**Specifications**

- 1/2" female inlet threads
- Fine top threads accept all Rain Bird nozzles
- Height: 13.3 cm

**Models**

- PA-8S-PRS
- PA-8S-P45



### SPX Series Swing Pipe

Swing Pipe with Spiral Barb Fittings Provides a Flexible Swing Assembly for Sprays and Rotors

**Features and Benefits**

• **SPX-FLEX100**

- Superior flexibility allows pipe to be efficiently routed around hardscape, terraces, and uneven terrain to turn landscape design into reality
- Textured surface makes product easier to handle, contributing to labor efficiency, especially under wet conditions
- Resists kinking
- Quick and easy installation lowers material and labor costs
- Installs quickly leaving time for additional system installations and incremental revenue opportunities

**Specifications**

- Inside diameter: 1.24 cm
- Operating pressure: 5.5 bar
- Temperature: 43° C

**Models**

- SPX-FLEX-100: 30 m (100') coil



**SPX-FLEX**  
Extra Flexible Kink-Resistant Swing Pipe

• Same High Quality  
• NOW 25% More Flexible



SPX-FLEX100

## SB Series Spiral Barb Fittings

A Natural Product Complement to SPX Series Swing Pipe

### Features and Benefits

- Fittings are made of robust acetal material to make connecting swing pipe fast and easy
- Easy twist-in insertion – no glue or clamps needed for installation
- Aggressive barb lip makes a secure connection that is less likely to leak



- Broad range of shapes and sizes allow the contractor to choose the best fitting for the application
- Extended length and aggressive barb lip prevent blow outs, reducing likelihood of contractor call backs

### Specifications

- Operating pressure: 5.5 bar
- Temperature: Up to 43° C

### Models

- SB-CPLG: ½" barb x ½" barb coupling
- SBA-050: ½" M NPT x ½" barb adapter
- SBE-075: ¾" M NPT x ½" barb elbow
- SBE-050: ½" M NPT x ½" barb elbow
- SB-TEE: ½" barb x ½" barb x ½" barb tee

Spray Bodies

## SA Series

Swing Assemblies Connect Heads to Lateral Pipes.

### Features

- Quality alternative to locally assembled swing pipe/spiral barb fittings that do not carry a manufacturer's warranty
- Comprehensive range of products support a variety of landscape solutions
- Complementary engineered fittings and spray heads instill confidence in product specification



SA Series

### Specifications

- The operating range of the Rain Bird Swing Assemblies matches or exceeds the operating range for most 1.3 cm sprays and 1.9 cm rotors
- Operating pressure: Up to 5.5 bar
- Surge pressure: Up to 15.5 bar
- Temperature: Up to 43° C
- Maximum flow: 0.5 l/sec

### Models

Select models shown. Review your regional price list for complete availability.

	Length	Inlet/Outlet
• SA-6050	15.2 cm	½" (1.3 cm)
• SA-125050	30.5 cm	½" (1.3 cm)

### How to Specify

#### SA 12 5050

Inlet/Outlet  
050: 1.3 cm x 1.3 cm  
5050: 1.3 cm x 1.3 cm  
7575: 1.9 cm x 1.9 cm

Length  
18" (45.7 cm)  
12" (30.5 cm)  
6" (15.2 cm)

Model  
Swing Assembly



Swing Pipe Flexible Sprinkler Assembly





## Spray & Rotary Nozzles

Major Products						
	Rotary Nozzles		Variable ARC Sprays		Fixed ARC Sprays	
Primary Applications	R-VAN Best	HE-VAN Best	VAN Standard	U-Series Best	MPR Standard	
Turfgrass	●	●	●	●	●	
Slopes	●					
Narrow Strips	●				●	
Small Areas	●	●				
Landscape Beds	●	●	●	●	●	
High Efficiency	●	●		●		
High Winds	●	●		●		
High Pressure	●	●				

Refer to page 114 for more information on SQ Series, Square Pattern Nozzles

**Water Saving**

### Water Saving Tips

- Rotary Nozzles have efficient water distribution through rotating streams that uniformly deliver water at a low precipitation rate, significantly reducing runoff and erosion.
- HE-VAN nozzles are fully adjustable from 0 to 360 degrees with high uniformity and efficiency. HE-VAN nozzles can reduce the number of variations that need to be carried to cover just about any field challenge. Available in radii from 2.4m to 4.6m, this high efficient nozzle has you covered.
- U-Series Nozzles are dual-orifice nozzles that have better, more uniform water distribution. Water flowing from both orifices combines to form a continuous water stream and eliminates gaps for more uniform coverage throughout the entire watering area.



## What is a High-Efficiency Nozzle?

### Typical nozzles – Un-Even Watering

With typical nozzles, part of the lawn may not have enough water and other parts may be over-watered. A large portion of water may be lost to evaporation / misting, and over-spray.

### High-efficiency nozzles – Even Watering

High-efficiency nozzles provide better coverage. Better coverage means shorter zone run-times while keeping grass healthy. Shorter run-times means you will save up to 25%+ water vs. typical nozzles. Rain Bird's high-efficiency nozzles are also engineered to produce large water droplets to reduce wind drift.

## Standard or Low Precipitation Rate?

### Low Precipitation Rate Nozzles

Low precipitation rate nozzles are best used in sloped or compacted soil areas to minimize run-off. The low watering rate makes run-times longer.

### Standard Precipitation Rate Nozzles

Standard precipitation rate nozzles are best used for shorter distance irrigation, and when watering times may be limited due to city ordinances.

Low Precipitation Rate		Standard Precipitation Rate			
High-Efficiency Rotary Nozzles		High-Efficiency Nozzles		Standard Nozzles	
R-VAN		HE-VAN	U-Series	VAN	MPR
Adjustable Arc (45° - 270°)	Full Circle (360°)	Adjustable Arc	Fixed Arc	Adjustable Arc	Fixed Arc

## R-VAN Nozzles

High Efficiency, Multi-Stream

Rain Bird® R-VAN Adjustable Rotary Nozzles save more water, are easier to use, and are lower priced compared to leading rotating nozzles. R-VANs thick streams and large water droplets cut through the wind to deliver water where you want it. R-VANs are easier to use thanks to its hand-adjustable arc and radius.

### Features

- Matched precipitation across radius, arcs, and pattern types
- Low precipitation rate reduces run-off and erosion
- Adjust arc and radius without tools
- A pull-up to flush feature clears the nozzle of dirt and debris
- Maintains efficient performance at high operating pressures without misting or fogging
- Compatible with all models of Rain Bird spray bodies, risers and adapters
- Installing with Rain Bird 5000 MPR Series Rotors allows for matched precipitation from 2.4m to 10.7m
- Three year trade warranty

### Operating Specifications

- Pressure Range: 2.1 to 3.8 bar
- Recommended Operating Pressure: 3.1 bar
- Spacing: 2.4 to 7.3m
- Adjustments: Arc and radius should be adjusted while water is running

### Models

#### 2.4 to 4.6m

- R-VAN14: 45° - 270° Adjustable Arc
- R-VAN14-360: 360° Full Circle

#### 4.0 to 5.5m

- R-VAN18: 45° - 270° Adjustable Arc
- R-VAN18-360: 360° Full Circle

#### 5.2 to 7.3m

- R-VAN24: 45° - 270° Adjustable Arc
- R-VAN24-360: 360° Full Circle

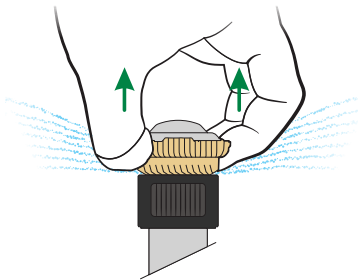
### Strip Nozzles

- R-VAN-LCS: 1.5 x 4.6m Left Corner Strip
- R-VAN-RCS: 1.5 x 4.6m Right Corner Strip
- R-VAN-SST: 1.5 x 9.1m Side Strip

<sup>1</sup> Rain Bird recommends using 1800 P45 Spray Bodies to maintain optimum nozzle performance



R-VAN Nozzles



Pull Up HARD to Flush

For Optimum Performance, Use Rain Bird 1800 3.1 Bar Regulated or RD1800 3.1 Bar Regulated Spray Bodies



### How to Specify

#### R-VAN 18-360

##### Radius Range

2.4 to 4.6m

R-VAN14: 45° - 270°

R-VAN14-360: 360°

4.0 to 5.5m

R-VAN18: 45° - 270°

R-VAN18-360: 360°

5.2 to 7.3m

R-VAN24: 45° - 270°

R-VAN24-360: 360°

##### Strip Nozzles

R-VAN-LCS: 1.5 x 4.6m

R-VAN-RCS: 1.5 x 4.6m

R-VAN-SST: 1.5 x 9.1m

##### Model

R-VAN Adjustable Rotary Nozzle

R-VAN Nozzles meet the standard for high efficiency nozzles.

The average DU(LQ) of the applicable products exceed 0.65 distribution uniformity.

Product	Type	Radius	DU(LQ)
R-VAN	Multi-stream	2.4 to 7.3m	> 0.70



## 2.4m to 4.6m

## 4.0m to 5.5m

## 5.2m to 7.3m

## Strip Nozzles



**R-VAN14**  
45° - 270°



**R-VAN14-360**  
360°



**R-VAN18**  
45° - 270°



**R-VAN18-360**  
360°



**R-VAN24**  
45° - 270°



**R-VAN24-360**  
360°



**R-VAN-LCS**  
1.5 x 4.6m  
Left Corner Strip


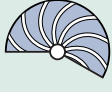




**R-VAN-SST**  
1.5 x 9.1m  
Side Strip







**R-VAN-RCS**  
1.5 x 4.6m  
Right Corner Strip


### 2.4 to 4.6m Adjustable Arc Nozzles (45° to 270°)

R-VAN14 2.4 to 4.6m						
Nozzle	Pressure bar	Radius m	Flow m <sup>3</sup> /h	Flow l/m	Precip mm/h	Precip mm/h
270° 	2.1	4.0	0.19	3.18	16	19
	2.4	4.0	0.20	3.29	17	19
	2.8	4.3	0.21	3.48	15	18
	<b>3.1</b>	<b>4.3</b>	<b>0.21</b>	<b>3.56</b>	<b>16</b>	<b>18</b>
	3.4	4.6	0.25	4.20	16	19
210° 	2.1	4.0	0.15	2.46	16	19
	2.4	4.0	0.15	2.57	17	19
	2.8	4.3	0.16	2.73	15	18
	<b>3.1</b>	<b>4.3</b>	<b>0.17</b>	<b>2.76</b>	<b>16</b>	<b>18</b>
	3.4	4.6	0.20	3.26	16	19
180° 	2.1	4.0	0.13	2.12	16	19
	2.4	4.0	0.13	2.20	17	19
	2.8	4.3	0.14	2.31	15	18
	<b>3.1</b>	<b>4.3</b>	<b>0.14</b>	<b>2.38</b>	<b>16</b>	<b>18</b>
	3.4	4.6	0.17	2.80	16	19
90° 	2.1	4.0	0.06	1.06	16	19
	2.4	4.0	0.07	1.10	17	19
	2.8	4.3	0.07	1.17	16	18
	<b>3.1</b>	<b>4.3</b>	<b>0.07</b>	<b>1.21</b>	<b>15</b>	<b>18</b>
	3.4	4.6	0.08	1.40	16	19
3.8	4.6	0.09	1.48	17	20	


### 4.0 to 5.5m Adjustable Arc Nozzles (45° to 270°)

R-VAN18 4.0 to 5.5m						
Nozzle	Pressure bar	Radius m	Flow m <sup>3</sup> /h	Flow l/m	Precip mm/h	Precip mm/h
270° 	2.1	4.9	0.29	4.77	17	19
	2.4	4.9	0.31	5.11	16	19
	2.8	5.2	0.32	5.38	16	19
	<b>3.1</b>	<b>5.2</b>	<b>0.34</b>	<b>5.72</b>	<b>16</b>	<b>19</b>
	3.4	5.5	0.36	5.94	15	18
210° 	2.1	4.9	0.22	3.71	16	19
	2.4	4.9	0.24	3.97	17	20
	2.8	5.2	0.25	4.16	16	19
	<b>3.1</b>	<b>5.2</b>	<b>0.27</b>	<b>4.43</b>	<b>16</b>	<b>20</b>
	3.4	5.5	0.28	4.62	16	18
180° 	2.1	4.9	0.19	3.22	17	19
	2.4	4.9	0.21	3.44	16	19
	2.8	5.2	0.22	3.71	16	19
	<b>3.1</b>	<b>5.2</b>	<b>0.23</b>	<b>3.82</b>	<b>16</b>	<b>19</b>
	3.4	5.5	0.24	4.05	15	18
90° 	2.1	4.9	0.10	1.59	17	19
	2.4	4.9	0.11	1.78	16	19
	2.8	5.2	0.11	1.89	16	19
	<b>3.1</b>	<b>5.2</b>	<b>0.11</b>	<b>1.89</b>	<b>16</b>	<b>19</b>
	3.4	5.5	0.12	2.04	15	18
3.8	5.5	0.13	2.20	15	18	

### 2.4 to 4.6m Full Circle Nozzles (360°)

R-VAN14-360 2.4 to 4.6m						
Nozzle	Pressure bar	Radius m	Flow m <sup>3</sup> /h	Flow l/m	Precip mm/h	Precip mm/h
360° 	2.1	4.0	0.25	4.16	16	18
	2.4	4.0	0.25	4.24	16	19
	2.8	4.3	0.28	4.62	15	18
	<b>3.1</b>	<b>4.3</b>	<b>0.29</b>	<b>4.81</b>	<b>16</b>	<b>18</b>
	3.4	4.6	0.32	5.34	15	18
3.8	4.6	0.33	5.49	16	18	





### 4.0 to 5.5m Full Circle Nozzles (360°)

R-VAN18-360 4.0 to 5.5m						
Nozzle	Pressure bar	Radius m	Flow m <sup>3</sup> /h	Flow l/m	Precip mm/h	Precip mm/h
360° 	2.1	4.9	0.38	6.25	16	18
	2.4	4.9	0.38	6.32	16	19
	2.8	5.2	0.41	6.81	15	18
	<b>3.1</b>	<b>5.2</b>	<b>0.42</b>	<b>7.00</b>	<b>16</b>	<b>18</b>
	3.4	5.5	0.47	7.76	15	18
	3.8	5.5	0.48	7.99	16	18


**Note:** All R-VAN nozzles tested on 10 cm pop-ups  
 ■ Square spacing based on 50% diameter of throw  
 ▲ Triangular spacing based on 50% diameter of throw

Performance data taken in zero wind conditions  
 R-VAN24 and R-VAN24-360: "Do not reduce the radius below 5.2 m  
 R-VAN18 and R-VAN18-360: "Do not reduce the radius below 4.0 m  
 R-VAN14 and R-VAN14-360: "Do not reduce the radius below 2.4 m

### 5.2 to 7.3m Adjustable Arc Nozzles (45° to 270°)

R-VAN24		5.2 to 7.3m				
Nozzle	Pressure bar	Radius m	Flow m <sup>3</sup> /h	Flow l/m	Precip mm/h	Precip mm/h
270° 	2.1	5.8	0.41	6.81	16	19
	2.4	6.1	0.44	7.38	16	18
	2.8	6.7	0.52	8.74	15	18
	<b>3.1</b>	<b>7.0</b>	<b>0.57</b>	<b>9.54</b>	<b>15</b>	<b>18</b>
	3.4	7.3	0.64	10.67	16	19
210° 	2.1	5.8	0.32	5.30	16	19
	2.4	6.1	0.35	5.75	16	18
	2.8	6.7	0.41	6.81	15	18
	<b>3.1</b>	<b>7.0</b>	<b>0.45</b>	<b>7.42</b>	<b>15</b>	<b>18</b>
	3.4	7.3	0.50	8.29	16	19
180° 	2.1	5.8	0.27	4.54	16	19
	2.4	6.1	0.30	4.92	16	18
	2.8	6.7	0.35	5.83	15	18
	<b>3.1</b>	<b>7.0</b>	<b>0.38</b>	<b>6.36</b>	<b>15</b>	<b>18</b>
	3.4	7.3	0.43	7.12	16	19
90° 	2.1	5.8	0.14	2.27	16	19
	2.4	6.1	0.15	2.46	16	18
	2.8	6.7	0.17	2.91	15	18
	<b>3.1</b>	<b>7.0</b>	<b>0.19</b>	<b>3.18</b>	<b>15</b>	<b>18</b>
	3.4	7.3	0.21	3.56	16	19
	3.8	7.3	0.22	3.63	16	19

### 5.2 to 7.3m Full Circle Nozzles (360°)

R-VAN24-360		5.2 to 7.3m				
Nozzle	Pressure bar	Radius m	Flow m <sup>3</sup> /h	Flow l/m	Precip mm/h	Precip mm/h
360° 	2.1	5.8	0.53	8.90	16	18
	2.4	6.1	0.57	9.54	15	18
	2.8	6.7	0.71	11.85	16	18
	<b>3.1</b>	<b>7.0</b>	<b>0.79</b>	<b>13.17</b>	<b>16</b>	<b>19</b>
	3.4	7.3	0.82	13.67	15	18
	3.8	7.3	0.85	14.16	16	18

Note: All R-VAN nozzles tested on 10 cm pop-ups

■ Square spacing based on 50% diameter of throw

▲ Triangular spacing based on 50% diameter of throw

Performance data taken in zero wind conditions

R-VAN24 and R-VAN24-360: "Do not reduce the radius below 5.2 m

R-VAN18 and R-VAN18-360: "Do not reduce the radius below 4.0 m

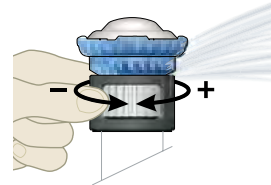
R-VAN14 and R-VAN14-360: "Do not reduce the radius below 2.4 m

### Easy Adjustments

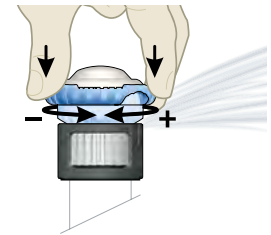
#### Adjustable Arc Nozzles

R-VAN14, R-VAN18, R-VAN24

##### RADIUS ADJUSTMENT



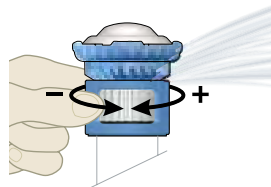
##### ARC ADJUSTMENT



#### Full Circle Nozzles

R-VAN14-360, R-VAN18-360, RVAN24-360

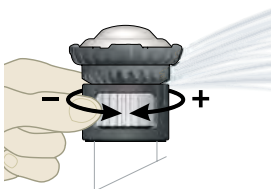
##### RADIUS ADJUSTMENT



#### Strip Nozzles

R-VAN-LCS, R-VAN-RCS, R-VAN-SST

##### SIZE ADJUSTMENT



### Did you know?

#### You Can use R-VAN Nozzles and 5000 Series MPR Rotors on the same zone!

- Matched precipitation rate (MPR) from 2.4m to 10.7m
- Superior coverage – >0.70 DU[LQ]
- Thick, wind-resistant streams – near to far



## Strip Nozzles (Left Corner, Side, Right Corner)

Spray & Rotary Nozzles

R-VAN-LCS		1.5 x 4.6m					
Nozzle	Pressure bar	Size m	Flow m <sup>3</sup> /h	Flow l/m	— Precip mm/h	▲ Precip mm/h	
Left Corner Strip	2.1	1.2x4.3	0.04	0.68	16	16	
	2.4	1.5x4.6	0.05	0.83	14	14	
	2.8	1.5x4.6	0.05	0.87	15	15	
	<b>3.1</b>	<b>1.5x4.6</b>	<b>0.05</b>	<b>0.91</b>	<b>16</b>	<b>16</b>	
	3.4	1.5x4.6	0.06	0.95	16	16	
	3.8	1.8x4.9	0.06	1.06	14	14	

R-VAN-RCS		1.5 x 4.6m					
Nozzle	Pressure bar	Size m	Flow m <sup>3</sup> /h	Flow l/m	— Precip mm/h	▲ Precip mm/h	
Right Corner Strip	2.1	1.2x4.3	0.04	0.68	16	16	
	2.4	1.5x4.6	0.05	0.83	14	14	
	2.8	1.5x4.6	0.05	0.87	15	15	
	<b>3.1</b>	<b>1.5x4.6</b>	<b>0.05</b>	<b>0.91</b>	<b>16</b>	<b>16</b>	
	3.4	1.5x4.6	0.06	0.95	16	16	
	3.8	1.8x4.9	0.06	1.06	14	14	

R-VAN-SST		1.5 x 9.1m					
Nozzle	Pressure bar	Size m	Flow m <sup>3</sup> /h	Flow l/m	— Precip mm/h	▲ Precip mm/h	
Side Strip	2.1	1.2x8.5	0.08	1.36	16	16	
	2.4	1.5x9.1	0.10	1.67	14	14	
	2.8	1.5x9.1	0.10	1.74	15	15	
	<b>3.1</b>	<b>1.5x9.1</b>	<b>0.11</b>	<b>1.82</b>	<b>16</b>	<b>16</b>	
	3.4	1.5x9.1	0.11	1.89	16	16	
	3.8	1.8x9.8	0.13	2.12	14	14	


**Note:** All R-VAN nozzles tested on 10 cm pop-ups  
Performance data taken in zero wind conditions  
— Straight-line spacing based on 50% overlap of throw for LCS, SST, and RCS  
▲ Triangular spacing based on 50% overlap of throw for LCS, SST, and RCS

## R-VAN Requires Half the Models to Cover 45° to 360°



### Offering Valuable Bottom-Line Savings

- Shorter zone run times save water and energy
- Lower precipitation rates reduce wasteful runoff and costly erosion
- Fewer nozzles needed to cover any area, reducing your inventory costs



### Improving Watering Efficiencies Up to 30%

- Gentle, rotating streams create uniform coverage at lower precipitation rates
- Multi-stream technology optimizes absorption for healthier lawns
- Larger droplets and thicker streams cut through wind and keep water in target zone

## HE-VAN Series Nozzles

High-Efficiency Variable Arc Spray Nozzles

### Features

- HE-VAN's even coverage allows you to shorten run times by up to 35%, saving you water and money, while still maintaining a healthy lawn. HE-VAN has more than a 40 percent even-coverage improvement over existing variable arc nozzles
- HE-VAN nozzles have a unique stream pattern, designed for superior coverage and wind resistance. Low-trajectory spray and large water droplets prevent misting and airborne evaporation so the right amount of water is delivered to the right place. Gentle close-in watering eliminates dry-spots around the spray head
- HE-VAN nozzles throw to the exact specified radius, delivering the cleanest edge of any VAN on the market today
- Reduced zone run times, compared to competitive nozzles, help stay within tight watering windows, conserve water, and save money
- With full adjustability from 0° to 360°, you'll be able to efficiently water landscapes of all shapes, while saving time and stocking fewer nozzles
- Matched precipitation rates allow you to install Rain Bird HE-VAN, MPR and U-Series nozzles on the same zone
- HE-VAN nozzles have a tactile click to keep the arc setting from drifting over time
- Three year trade warranty

### Operating Range

- Spacing: 1.8 to 4.6m<sup>1</sup>
- Pressure: 1.0 to 2.1 bar
- Optimum pressure: 2.1 bar<sup>2</sup>

### Models

- HE-VAN-08: 1.8 to 2.4 m
- HE-VAN-10: 2.4 to 3.0 m
- HE-VAN-12: 2.7 to 3.7 m
- HE-VAN-15: 3.7 to 4.6 m

<sup>1</sup> These ranges are based on proper pressure at nozzle

<sup>2</sup> Rain Bird recommends using 1800/RD1800 PRS Spray Bodies to maintain optimum nozzle performance in higher pressure situations



Available in popular 2.4m, 3.0m, 3.7m, and 4.6m models

Fits on all Rain Bird® 1800® Series Spray Heads, UNI-Spray™ Series Spray Heads and Rain Bird Shrub Adapters

For Optimum Performance, Use Rain Bird 1800 2.1 Bar Regulated or RD1800 2.1 Bar Regulated Spray Bodies



### How to Specify

#### HE-VAN-15

Radius Range  
8: 1.8 to 2.4 m  
10: 2.4 to 3.0 m  
12: 2.7 to 3.7 m  
15: 3.7 to 4.6 m

Feature  
VAN: Variable Arc





Model  
High Efficiency Nozzle



HE-VAN Nozzles meet the standard for high efficiency nozzles.			
The average DU(LQ) of the applicable products exceed 0.65 distribution uniformity.			
Product	Type	Radius	DU(LQ)
HE-VAN	Spray, Variable Arc	1.8m - 4.6m	> 0.70





### 8 Series HE-VAN

#### 24° Trajectory

Nozzle	Pressure bar	Radius m	Flow m <sup>3</sup> /h	Flow l/m	■ Precip mm/h	▲ Precip mm/h
	1.0	1.5	0.19	3.14	82	95
	1.4	1.8	0.22	3.62	66	76
	1.7	2.1	0.25	4.05	54	62
	2.1	2.4	0.27	4.43	45	52
	1.0	1.5	0.14	2.35	82	95
	1.4	1.8	0.16	2.72	66	76
	1.7	2.1	0.18	3.04	54	62
	2.1	2.4	0.20	3.33	45	52
	1.0	1.5	0.10	1.57	82	95
	1.4	1.8	0.11	1.81	66	76
	1.7	2.1	0.12	2.02	54	62
	2.1	2.4	0.13	2.22	45	52
	1.0	1.5	0.05	0.78	82	95
	1.4	1.8	0.05	0.91	66	76
	1.7	2.1	0.06	1.01	54	62
	2.1	2.4	0.07	1.11	45	52





### 12 Series HE-VAN

#### 23° Trajectory

Nozzle	Pressure bar	Radius m	Flow m <sup>3</sup> /h	Flow l/m	■ Precip mm/h	▲ Precip mm/h
	1.0	2.7	0.38	6.33	50.5	58.3
	1.4	3.0	0.44	7.31	47.3	54.6
	1.7	3.4	0.49	8.18	43.7	50.4
	2.1	3.7	0.54	8.96	40.2	46.4
	1.0	2.7	0.28	4.75	50.5	58.3
	1.4	3.0	0.33	5.48	47.3	54.6
	1.7	3.4	0.37	6.16	43.7	50.4
	2.1	3.7	0.40	6.72	40.2	46.4
	1.0	2.7	0.19	3.17	50.5	58.3
	1.4	3.0	0.22	3.66	47.3	54.6
	1.7	3.4	0.25	4.09	43.7	50.4
	2.1	3.7	0.27	4.48	40.2	46.4
	1.0	2.7	0.09	1.58	50.5	58.3
	1.4	3.0	0.11	1.83	47.3	54.6
	1.7	3.4	0.12	2.04	43.7	50.4
	2.1	3.7	0.13	2.24	40.2	46.4





### 10 Series HE-VAN

#### 27° Trajectory

Nozzle	Pressure bar	Radius m	Flow m <sup>3</sup> /h	Flow l/m	■ Precip mm/h	▲ Precip mm/h
	1.0	2.1	0.29	4.78	64	74
	1.4	2.4	0.34	5.52	56	65
	1.7	2.7	0.37	6.17	50	57
	2.1	3.1	0.41	6.76	44	51
	1.0	2.1	0.22	3.59	64	74
	1.4	2.4	0.25	4.14	56	65
	1.7	2.7	0.28	4.63	50	57
	2.1	3.1	0.31	5.07	44	51
	1.0	2.1	0.15	2.39	64	74
	1.4	2.4	0.17	2.76	56	65
	1.7	2.7	0.19	3.09	50	57
	2.1	3.1	0.21	3.38	44	51
	1.0	2.1	0.07	1.20	64	74
	1.4	2.4	0.08	1.38	56	65
	1.7	2.7	0.09	1.54	50	57
	2.1	3.1	0.10	1.69	44	51

### 15 Series HE-VAN

#### 25° Trajectory

Nozzle	Pressure bar	Radius m	Flow m <sup>3</sup> /h	Flow l/m	■ Precip mm/h	▲ Precip mm/h
	1.0	3.4	0.59	9.91	52.9	61.1
	1.4	3.7	0.69	11.44	51.3	59.3
	1.7	4.3	0.77	12.79	42.2	48.7
	2.1	4.6	0.84	14.01	40.2	46.5
	1.0	3.4	0.45	7.43	52.9	61.1
	1.4	3.7	0.51	8.58	51.3	59.3
	1.7	4.3	0.58	9.59	42.2	48.7
	2.1	4.6	0.63	10.51	40.2	46.5
	1.0	3.4	0.30	4.95	52.9	61.1
	1.4	3.7	0.34	5.72	51.3	59.3
	1.7	4.3	0.38	6.39	42.2	48.7
	2.1	4.6	0.42	7.00	40.2	46.5
	1.0	3.4	0.15	2.48	52.9	61.1
	1.4	3.7	0.17	2.86	51.3	59.3
	1.7	4.3	0.19	3.20	42.2	48.7
	2.1	4.6	0.21	3.50	40.2	46.5

Note: All HE-VAN nozzles tested on 10 cm pop-ups

■ Square spacing based on 50% diameter of throw

▲ Triangular spacing based on 50% diameter of throw

Performance data taken in zero wind conditions

Note: Radius reduction over 25% of the normal throw of the nozzle is not recommended



## U-Series Nozzles

Dual orifice spray nozzles that use 30% less water<sup>1</sup>

### Features

- Additional orifice for close-in watering minimizes brown spots around the spray head and eliminates gaps in coverage so the entire watering area is more uniformly covered
- Superior coverage for efficient watering. Use up to 30% less water
- Matched precipitation rate with Rain Bird HE-VAN and MPR nozzles
- Five year trade warranty

### Operating Range

- Spacing: 1.7 to 4.6 m<sup>2</sup>
- Pressure: 1.0 to 2.1 bar
- Optimum pressure: 2.1 bar<sup>3</sup>

### Models

- U-8 Series: 2.4m Quarter, Half, Full nozzles
- U-10 Series: 3.1m Quarter, Half, Full nozzles
- U-12 Series: 3.7m Quarter, Half, Full nozzles
- U-15 Series: 4.6m Quarter, Half, Full nozzles

<sup>1</sup> When U-Series dual-orifice nozzles are installed instead of standard nozzles on every spray body in the zone. Results may vary based on site-specific conditions such as sprinkler spacing, wind, temperature, soil and grass type.

<sup>2</sup> These ranges are based on proper pressure at nozzle.

<sup>3</sup> Rain Bird recommends using 1800/RD1800 PRS Spray Bodies to maintain optimum nozzle performance in higher pressure situations.



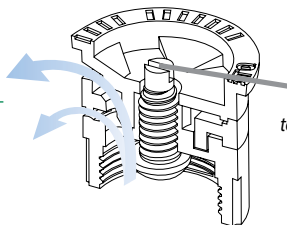
U-Series Nozzles



U-Series Nozzle with screen



U-Series nozzles offer better, more uniform water distribution. Water flowing from both orifices combines to form a continuous water stream. Eliminates gaps for more uniform coverage throughout the entire watering area



Fits all Rain Bird Spray Bodies and Shrub Adapters

Stainless steel adjustment screw to adjust flow and radius

For Optimum Performance, Use Rain Bird 1800 2.1 Bar Regulated or RD1800 2.1 Bar Regulated Spray Bodies



### How to Specify

#### U12H

Radius Range  
8: 1.7-2.4 m  
10: 2.1-3.1 m  
12: 2.7-3.7 m  
15: 3.4-4.6 m

Pattern  
F: Full  
H: Half  
Q: Quarter

Model  
U-Series Nozzle






### U-Series Nozzles meet the standard for high efficiency nozzles.

The average DU(LQ) of the applicable products exceed 0.65 distribution uniformity.

Product	Type	Radius	DU(LQ)
U-Series	Spray, Fixed Arc	1.8m - 4.6m	> 0.70




### U8 Series

#### 10° Trajectory

Nozzle	Pressure bar	Radius m	Flow m <sup>3</sup> /h	Flow l/m	Precip mm/h	Precip mm/h
	1.0	1.7	0.16	2.8	72	84
	1.5	2.1	0.20	3.4	58	68
	2.0	2.4	0.23	3.9	48	55
	2.1	2.4	0.24	4.0	40	46
	1.0	1.7	0.08	1.4	72	84
	1.5	2.1	0.10	1.7	57	66
	2.0	2.4	0.12	1.9	47	54
	2.1	2.4	0.12	2.0	40	46
	1.0	1.7	0.04	0.7	70	81
	1.5	2.1	0.05	0.8	57	66
	2.0	2.4	0.06	1.0	48	55
	2.1	2.4	0.06	1.0	40	46




### U10 Series

#### 12° Trajectory

Nozzle	Pressure bar	Radius m	Flow m <sup>3</sup> /h	Flow l/m	Precip mm/h	Precip mm/h
	1.0	2.1	0.26	4.4	52	60
	1.5	2.6	0.30	5.3	47	55
	2.0	3.0	0.34	6.1	41	48
	2.1	3.1	0.37	6.2	40	46
	1.0	2.1	0.13	2.2	52	60
	1.5	2.6	0.15	2.6	47	55
	2.0	3.0	0.17	3.1	41	48
	2.1	3.1	0.19	3.1	40	46
	1.0	2.1	0.07	1.1	52	60
	1.5	2.6	0.08	1.3	47	55
	2.0	3.0	0.08	1.5	41	48
	2.1	3.1	0.09	1.6	40	46




### U12 Series

#### 23° Trajectory

Nozzle	Pressure bar	Radius m	Flow m <sup>3</sup> /h	Flow l/m	Precip mm/h	Precip mm/h
	1.0	2.7	0.40	6.8	55	63
	1.5	3.2	0.48	8.3	47	54
	2.0	3.6	0.59	9.7	46	53
	2.1	3.7	0.60	9.8	44	51
	1.0	2.7	0.20	3.4	55	63
	1.5	3.2	0.24	4.2	47	54
	2.0	3.6	0.30	4.8	46	53
	2.1	3.7	0.30	4.9	44	51
	1.0	2.7	0.10	1.7	55	63
	1.5	3.2	0.12	2.1	47	54
	2.0	3.6	0.15	2.4	46	53
	2.1	3.7	0.15	2.5	44	51

### U15 Series

#### 23° Trajectory

Nozzle	Pressure bar	Radius m	Flow m <sup>3</sup> /h	Flow l/m	Precip mm/h	Precip mm/h
	1.0	3.4	0.60	9.8	52	60
	1.5	3.9	0.72	11.8	47	55
	2.0	4.5	0.84	13.7	41	48
	2.1	4.6	0.84	14.0	40	46
	1.0	3.4	0.30	4.9	52	60
	1.5	3.9	0.36	5.9	47	55
	2.0	4.5	0.42	6.9	41	48
	2.1	4.6	0.42	7.0	40	46
	1.0	3.4	0.15	2.5	52	60
	1.5	3.9	0.18	2.9	47	55
	2.0	4.5	0.21	3.4	41	48
	2.1	4.6	0.21	3.5	40	46

**Note:** All U-Series nozzles tested on 10 cm pop-ups

■ Square spacing based on 50% diameter of throw

▲ Triangular spacing based on 50% diameter of throw

Performance data taken in zero wind conditions

Radius refers to recommended product spacing. Actual radii along arc may vary

## SQ Series, Square Pattern Nozzles

Precise and efficient, low-volume spray nozzle for irrigation around the perimeter of trees or shrubs



SQ Nozzles with Screens

### Operating Range

- Flow Rates: 22.7, 45.4, 68.1, and 90.8 l/hr
- Pressure: 1.4 to 3.5 bar
- Required Filtration: 375 micron

**Refer to page 114 for more information**



## VAN Series Nozzles

Variable Arc Nozzles

### Features

- A simple twist of the center collar with no special tools increases or decreases the arc setting making it ideal for watering odd shaped areas
- Quickly identify radius with Top Color-coded™ nozzles even when system is not operating
- 12, 15, and 18-VAN have matched precipitation rates with Rain Bird MPR Nozzles
- Three year trade warranty

### Easy to Adjust



### 4 Series VAN

0° Trajectory

Nozzle	Pressure bar	Radius m	Flow m³/h	Flow l/m	Precip mm/h	Precip mm/h
330° Arc	1.0	0.9	0.14	2.3	189	218
	1.5	1.0	0.17	2.8	183	215
	2.0	1.2	0.20	3.3	152	176
	2.1	1.2	0.20	3.3	152	176
270° Arc	1.0	0.9	0.12	2.0	198	229
	1.5	1.0	0.14	2.3	187	216
	2.0	1.2	0.16	2.7	148	171
180° Arc	1.0	0.9	0.07	1.2	173	200
	1.5	1.0	0.09	1.5	180	208
	2.0	1.2	0.10	1.7	139	161
90° Arc	1.0	0.9	0.05	0.8	247	285
	1.5	1.0	0.06	0.9	240	277
	2.0	1.2	0.06	1.1	167	193
	2.1	1.2	0.07	1.1	194	224

### 6 Series VAN

0° Trajectory

Nozzle	Pressure bar	Radius m	Flow m³/h	Flow l/m	Precip mm/h	Precip mm/h
330° Arc	1.0	1.2	0.19	3.2	144	166
	1.5	1.5	0.23	3.8	112	129
	2.0	1.8	0.27	4.5	91	105
	2.1	1.8	0.27	4.5	91	105
270° Arc	1.0	1.2	0.18	3.0	167	193
	1.5	1.5	0.21	3.5	124	143
	2.0	1.8	0.24	4.1	99	114
180° Arc	1.0	1.2	0.10	1.6	139	161
	1.5	1.5	0.11	1.9	98	113
	2.0	1.8	0.13	2.2	80	92
90° Arc	1.0	1.2	0.06	1.0	167	193
	1.5	1.5	0.07	1.2	124	143
	2.0	1.8	0.08	1.4	99	114
	2.1	1.8	0.08	1.4	99	114

Note: All VAN nozzles tested on 10 cm pop-ups  
 ■ Square spacing based on 50% diameter of throw  
 ▲ Triangular spacing based on 50% diameter of throw

### Operating Range

- Spacing: 0.9 m to 5.5 m<sup>1</sup>
- Pressure: 1.0 to 2.1 bar
- Optimum pressure: 2.1 bar<sup>2</sup>

### Models

- 4-VAN Series: 0.9 to 1.2 m
- 6-VAN Series: 1.2 to 1.8 m
- 8-VAN Series: 1.8 to 2.4 m
- 10-VAN Series: 2.1 to 3.1 m
- 12-VAN Series: 2.7 to 3.7 m
- 15-VAN Series: 3.4 to 4.6 m
- 18-VAN Series: 4.3 to 5.5 m

<sup>1</sup> These ranges are based on proper pressure at nozzle.

<sup>2</sup> Rain Bird recommends using 1800 PRS Spray Bodies to maintain optimum nozzle performance in higher pressure situations.



For Optimum Performance, Use Rain Bird 1800-SAM-PRS 2.1 Bar Regulated or RD1800-SAM-PRS 2.1 Bar Regulated Spray Bodies



### How to Specify

#### 8 VAN

Radius Range  
 4: 0.9-1.2 m  
 6: 1.2-1.8 m  
 8: 1.8-2.4 m  
 10: 2.1-3.0 m  
 12: 2.7-3.7 m  
 15: 3.4-4.6 m  
 18: 4.3-5.5 m

Nozzle Type  
 VAN: Variable Arc Nozzle

### 8 Series VAN

5° Trajectory





Nozzle	Pressure bar	Radius m	Flow m³/h	Flow l/m	Precip mm/h	Precip mm/h
330° Arc	1.0	1.8	0.27	4.6	91	105
	1.5	2.1	0.32	5.4	79	91
	2.0	2.3	0.38	6.3	78	90
	2.1	2.4	0.39	6.4	74	86
270° Arc	1.0	1.8	0.25	4.2	103	119
	1.5	2.1	0.30	4.9	91	105
	2.0	2.3	0.34	5.8	86	99
180° Arc	1.0	1.8	0.19	3.2	117	135
	1.5	2.1	0.23	3.8	104	120
	2.0	2.3	0.26	4.4	98	113
90° Arc	1.0	1.8	0.12	1.9	148	171
	1.5	2.1	0.14	2.3	127	147
	2.0	2.3	0.16	2.7	121	140
	2.1	2.4	0.16	2.7	111	128

Performance data taken in zero wind conditions

Note: Radius reduction over 25% of the normal throw of the nozzle is not recommended





### 10 Series VAN

#### 10° Trajectory

Nozzle	Pressure bar	Radius m	Flow m <sup>3</sup> /h	Flow l/m	■ Precip mm/h	▲ Precip mm/h
	1.0	2.1	0.44	7.3	96	111
	1.5	2.4	0.53	9.0	89	103
	2.0	2.7	0.57	9.8	76	88
	2.1	3.1	0.59	9.8	63	73
	1.0	2.1	0.33	5.5	96	111
	1.5	2.4	0.4	6.8	89	103
	2.0	2.7	0.43	7.8	76	88
	2.1	3.1	0.48	7.9	68	79
	1.0	2.1	0.22	3.7	96	111
	1.5	2.4	0.27	4.6	89	103
	2.0	2.7	0.29	5.3	76	88
	2.1	3.1	0.33	5.5	71	82
	1.0	2.1	0.11	1.8	96	111
	1.5	2.4	0.13	2.3	89	103
	2.0	2.7	0.14	2.7	76	88
	2.1	3.1	0.17	2.8	73	85





### 12 Series VAN

#### 15° Trajectory

Nozzle	Pressure bar	Radius m	Flow m <sup>3</sup> /h	Flow l/m	■ Precip mm/h	▲ Precip mm/h
	1.0	2.7	0.35	5.80	48	55
	1.5	3.2	0.44	7.37	43	50
	2.0	3.6	0.52	8.75	41	47
	2.1	3.7	0.54	9.02	40	46
	1.0	2.7	0.26	4.35	48	55
	1.5	3.2	0.33	5.53	43	50
	2.0	3.6	0.39	6.56	41	47
	2.1	3.7	0.41	6.76	40	46
	1.0	2.7	0.17	2.90	48	55
	1.5	3.2	0.22	3.69	43	50
	2.0	3.6	0.26	4.37	41	47
	2.1	3.7	0.27	4.51	40	46
	1.0	2.7	0.09	1.45	48	55
	1.5	3.2	0.11	1.84	43	50
	2.0	3.6	0.13	2.19	41	47
	2.1	3.7	0.14	2.25	40	46





### 15 Series VAN

#### 23° Trajectory

Nozzle	Pressure bar	Radius m	Flow m <sup>3</sup> /h	Flow l/m	■ Precip mm/h	▲ Precip mm/h
	1.0	3.4	0.60	9.8	52	60
	1.5	3.9	0.72	11.8	47	55
	2.0	4.5	0.84	13.7	41	48
	2.1	4.6	0.84	14.0	40	46
	1.0	3.4	0.45	7.4	52	60
	1.5	3.9	0.54	8.8	47	55
	2.0	4.5	0.63	10.3	41	48
	2.1	4.6	0.63	10.5	40	46
	1.0	3.4	0.30	4.9	52	60
	1.5	3.9	0.36	5.9	47	55
	2.0	4.5	0.42	6.9	41	48
	2.1	4.6	0.42	7.0	40	46
	1.0	3.4	0.15	2.5	52	60
	1.5	3.9	0.18	2.9	47	55
	2.0	4.5	0.21	3.4	41	48
	2.1	4.6	0.21	3.5	40	46

### 18 Series VAN

#### 26° Trajectory

Nozzle	Pressure bar	Radius m	Flow m <sup>3</sup> /h	Flow l/m	■ Precip mm/h	▲ Precip mm/h
	1.0	4.3	0.96	15.9	52	60
	1.5	4.8	1.07	18.0	47	55
	2.0	5.4	1.20	19.8	41	48
	2.1	5.5	1.21	20.1	40	46
	1.0	4.3	0.72	12.0	52	60
	1.5	4.8	0.80	13.5	47	55
	2.0	5.4	0.90	14.8	41	48
	2.1	5.5	0.91	15.1	40	46
	1.0	4.3	0.48	8.0	52	60
	1.5	4.8	0.54	9.0	47	55
	2.0	5.4	0.60	9.9	41	48
	2.1	5.5	0.61	10.1	40	46
	1.0	4.3	0.24	4.0	52	60
	1.5	4.8	0.27	4.5	47	55
	2.0	5.4	0.30	5.0	41	48
	2.1	5.5	0.30	5.0	40	46

Note: All VAN nozzles tested on 10 cm pop-ups

■ Square spacing based on 50% diameter of throw

▲ Triangular spacing based on 50% diameter of throw

Performance data taken in zero wind conditions

Note: Radius reduction over 25% of the normal throw of the nozzle is not recommended

## Did you know?

**You can use HE-VAN nozzles to have better coverage and save water vs. VAN nozzles.**

- Stronger streams and larger water droplets for increased wind resistance.
- Superior close-in watering and edges provide better coverage.
- Shortened run times saves up to 35% in water



## MPR Spray Nozzles

Matched Precipitation Rate Nozzles

### Features

- Matched precipitation rates across sets and patterns in 5 Series, 8 Series, 10 Series, 12 Series, and 15 Series for even water distribution and design flexibility
- MPR Nozzles are installed by more contractors than all other brands combined
- Quickly identify radius and arc with Top Color-coded™ nozzles even when system is not operating
- Three year trade warranty

### Operating Range

- Spacing: 0.9 to 4.6 m<sup>1</sup>
- Pressure: 1 to 2.1 bar
- Optimum pressure: 2.1 bar<sup>2</sup>



Rain Bird® MPR Nozzles, The Industry Standard

### Models

- 5 Series: Quarter, Half, Full Nozzles
- 5 Series: Bubbler Nozzles
- 8 Series: Quarter, Half, Full Nozzles
- 8 FLT Series: Designed for lower trajectory applications, such as windy areas
- 10 Series Nozzles
- 12 Series Nozzles
- 15 Series: Quarter, Half, Full Nozzles
- 15 Strip Series Nozzles

<sup>1</sup> These ranges are based on proper pressure at nozzle.

<sup>2</sup> Rain Bird recommends using 1800 PRS Spray Bodies to maintain optimum nozzle performance in higher pressure situations.



MPR Nozzle and Screen

For Optimum Performance, Use  
Rain Bird 1800 2.1 Bar Regulated or  
RD1800 2.1 Bar Regulated Spray Bodies



### How to Specify

5 F




Pattern  
F: Full  
H: Half  
Q: Quarter

MPR Radius Range

5: 1.1-1.5 m  
8: 1.7-2.4 m  
10: 2.1-3.1  
12: 2.7-3.7 m  
15: 3.4-4.6 m

### 5 Series MPR

5° Trajectory

Nozzle	Pressure bar	Radius m	Flow m <sup>3</sup> /h	Flow l/m	Precip mm/h	Precip mm/h
5F 	1.0	1.1	0.06	1.1	79	91
	1.5	1.3	0.08	1.4	51	58
	2.0	1.5	0.09	1.6	57	65
	2.1	1.5	0.09	1.6	40	46
5H 	1.0	1.1	0.03	0.5	76	88
	1.5	1.3	0.04	0.7	49	56
	2.0	1.5	0.04	0.7	55	64
	2.1	1.5	0.05	0.9	39	45
5Q 	1.0	1.1	0.02	0.4	76	88
	1.5	1.3	0.02	0.4	49	56
	2.0	1.5	0.02	0.4	55	64
	2.1	1.5	0.02	0.4	39	45




Note: All MPR nozzles tested on 10 cm pop-ups

■ Square spacing based on 50% diameter of throw

▲ Triangular spacing based on 50% diameter of throw

### 8 Series MPR

10° Trajectory




Nozzle	Pressure bar	Radius m	Flow m <sup>3</sup> /h	Flow l/m	Precip mm/h	Precip mm/h
8F 	1.0	1.7	0.16	2.8	72	84
	1.5	2.1	0.20	3.4	58	68
	2.0	2.4	0.23	3.9	48	55
	2.1	2.4	0.24	4.0	40	46
8H 	1.0	1.7	0.08	1.4	72	84
	1.5	2.1	0.10	1.7	57	66
	2.0	2.4	0.12	1.9	47	54
	2.1	2.4	0.12	2.0	40	46
8Q 	1.0	1.7	0.04	0.7	70	81
	1.5	2.1	0.05	0.8	57	66
	2.0	2.4	0.06	1.0	48	55
	2.1	2.4	0.06	1.0	40	46

Performance data taken in zero wind conditions

Note: Radius reduction over 25% of the normal throw of the nozzle is not recommended




### 10 Series MPR

#### 15° Trajectory

Nozzle	Pressure bar	Radius m	Flow m <sup>3</sup> /h	Flow l/m	■ Precip mm/h	▲ Precip mm/h
	1.0	2.1	0.26	4.2	58	67
	1.5	2.4	0.29	4.8	50	58
	2.0	3.0	0.35	6.0	39	45
	2.1	3.1	0.36	6.0	37	43
	1.0	2.1	0.13	2.4	58	67
	1.5	2.4	0.14	2.4	50	58
	2.0	3.0	0.18	3.0	39	45
	1.0	2.1	0.06	1.2	58	67
	1.5	2.4	0.07	1.2	50	58
	2.0	3.0	0.09	1.2	39	45
	2.1	3.1	0.09	1.2	37	43




### 12 Series MPR

#### 30° Trajectory

Nozzle	Pressure bar	Radius m	Flow m <sup>3</sup> /h	Flow l/m	■ Precip mm/h	▲ Precip mm/h
	1.0	2.7	0.40	6.8	55	63
	1.5	3.2	0.48	8.3	47	54
	2.0	3.6	0.59	9.7	46	53
	2.1	3.7	0.60	9.8	44	51
	1.0	2.7	0.20	3.4	55	63
	1.5	3.2	0.24	4.2	47	54
	2.0	3.6	0.30	4.9	46	53
	2.1	3.7	0.30	4.9	44	51
	1.0	2.7	0.10	1.7	55	63
	1.5	3.2	0.12	2.1	47	54
	2.0	3.6	0.15	2.4	46	53
	2.1	3.7	0.15	2.5	44	51







### 15 Series MPR

#### 30° Trajectory

Nozzle	Pressure bar	Radius m	Flow m <sup>3</sup> /h	Flow l/m	■ Precip mm/h	▲ Precip mm/h
	1.0	3.4	0.60	9.8	52	60
	1.5	3.9	0.72	11.8	47	55
	2.0	4.5	0.84	13.7	41	48
	2.1	4.6	0.84	14.0	40	46
	1.0	3.4	0.30	4.9	52	60
	1.5	3.9	0.36	5.9	47	55
	2.0	4.5	0.42	6.8	41	48
	2.1	4.6	0.42	7.0	40	46
	1.0	3.4	0.15	2.5	52	60
	1.5	3.9	0.18	2.9	47	55
	2.0	4.5	0.21	3.4	41	48
	2.1	4.6	0.21	3.5	40	46

### 15 Strip Series

#### 30° Trajectory

Nozzle	Pressure bar	W x L m	Flow m <sup>3</sup> /h	Flow l/m
	1.0	1.2 x 4.0	0.10	1.7
	1.5	1.2 x 4.3	0.11	2.0
	2.0	1.2 x 4.3	0.13	2.3
	2.1	1.2 x 4.6	0.14	2.3
	1.0	1.2 x 7.9	0.20	3.4
	1.5	1.2 x 8.5	0.23	4.0
	2.0	1.2 x 8.5	0.25	4.5
	2.1	1.2 x 9.2	0.27	4.6
	1.0	0.8 x 3.2	0.08	1.3
	1.5	1.0 x 3.9	0.09	1.6
	2.0	1.2 x 4.5	0.11	1.8
	2.1	1.2 x 4.6	0.11	1.9
	1.0	0.8 x 3.2	0.08	1.3
	1.5	1.0 x 3.9	0.09	1.6
	2.0	1.2 x 4.5	0.11	1.8
	2.1	1.2 x 4.6	0.11	1.9
	1.0	1.2 x 7.9	0.20	3.4
	1.5	1.2 x 8.5	0.23	4.0
	2.0	1.2 x 8.5	0.25	4.5
	2.1	1.2 x 9.2	0.27	4.6
	1.0	2.7 x 4.6	0.30	5.1
	1.5	2.7 x 4.9	0.33	5.8
	2.0	2.7 x 5.5	0.36	6.5
	2.1	2.7 x 5.5	0.39	6.5

**Note:** All MPR nozzles tested on 10 cm pop-ups

■ Square spacing based on 50% diameter of throw

▲ Triangular spacing based on 50% diameter of throw

Performance data taken in zero wind conditions

**Note:** Radius reduction over 25% of the normal throw of the nozzle is not recommended

## 1300A-F

Adjustable Full-Circle Bubbler

### Features

- Stainless Steel adjustment screw regulates flow and radius for spacing between from 0.3 m to 0.9 m apart
- Non-corrosive plastic and stainless steel construction for long life
- Shipped with SR-050 1/2" (15/21) inlet filter screen for easy installation and resistance to debris
- Operates over a wide range of pressures
- Five year trade warranty

### Operating Range

- Flow: 3.6 to 8.4 l/m
- Spacing: 0.3 to 0.9 m<sup>1</sup>
- Pressure: 0.7 to 4.1 bar<sup>2</sup>

### Model


- 1300A-F

<sup>1</sup> These ranges are based on proper pressure at nozzle

<sup>2</sup> Rain Bird recommends using 1800 PRS Spray Bodies to maintain optimum nozzle performance in higher pressure situations



1300A-F

1300A-F			
Nozzle	Pressure bar	Flow m <sup>3</sup> /h	Flow l/m
	0.7	0.23	3.6
	1.0	0.26	4.2
	1.5	0.30	4.8
	2.0	0.34	5.4
	2.5	0.39	6.0
	3.0	0.43	7.2
	3.5	0.48	7.8
	4.0	0.52	8.4
	4.1	0.53	8.4

## 1400 Series

Pressure Compensating Full-Circle Bubblers

### Features

- Low flow rates allow water to be absorbed as needed. Reduces runoff
- Flow will not fluctuate at pressures between 1.4 to 6.2 bar
- Flow is not adjustable for increased vandal resistance
- Shipped with special SR-050 1/2" (15/21) bubbler filter screen for easy installation and resistance to debris
- Trickle pattern on models 1401 and 1402; umbrella pattern only available on 1404 model
- Five-year trade warranty



1400 Series

### Operating Range

- Flow: 0.9 to 3.6 l/m
- Spacing: 0.3 to 0.9 m\*
- Pressure: 1.4 to 6.2 bar

### Models

- 1401: 0.06 m<sup>3</sup>/h; 0.9 l/m; full-circle, trickle pattern
- 1402: 0.11 m<sup>3</sup>/h; 1.8 l/m; full-circle, trickle pattern
- 1404: 0.23 m<sup>3</sup>/h; 3.6 l/m; full-circle, umbrella pattern

\* These ranges are based on proper pressure at nozzle. Rain Bird recommends using 1800/RD1800 PRS Spray Bodies to maintain optimum nozzle performance in higher pressure situations.

## Pressure-Compensating Modules

Point-Source Medium-Flow Emitters for Watering Larger Shrubs and Trees



PCT-05, PCT-07, PCT-10

- 1/2" FPT inlet that easily threads onto a 1/2" PVC riser

### Operating Range

- Flow: 18.93, 26.50, 37.95 l/h
- Pressure: 0.7 to 3.5 bar
- Required filtration: 150 micron

Refer to page 112 for more information



- Introduction
- Spray Bodies
- Spray & Rotary Nozzles
- Rotors**
- Valves
- Controllers
- Sensors & Meters
- Central Control and Water Management
- Drip Irrigation
- Filtration
- Drainage Products
- Resources

## Rotors

Major Products	Gear Driven Rotors				Impact Rotors	
Primary Applications	3500 Series	5000 Series	Falcon™ 6504 Series	8005 Series	2045A Maxi-Paw™ Series	XLR Water Jet Series
Turfgrass 4.6 m to 10.7 m	●	●				
Turfgrass 7.6 m to 15.2 m		●	●	●	●	
Turfgrass more than 15.2 m			●	●		●
Residential	●	●			●	
Commercial	●	●	●	●	●	●
Vandalism/Damage Prone Areas				●		
Slopes	●	●	●	●	●	●
Ground Cover/Shrubs		●				
Athletic Fields			●	●		●
Pressure Regulating		●				
High Wind Areas	●	●	●	●	●	●
Taller Turfgrass		●		●		●
Non-Potable Water		●	●	●	●	●



### Water Saving Tips

- Rain Curtain™ nozzle technology is the standard in water-saving nozzle performance. Rain Curtain™ performance is available in all Rain Bird Rotors.
- 5000 Series Rotors with PRS reduce water waste from 15%-45%. By eliminating pressure variation and/or over pressurization, you'll save water and deliver greener results.
- All rotors with Seal-a-Matic™ (SAM) check valves prevent drainage from heads at lower elevations, stop water waste and eliminate landscape damage due to flooding and/or erosion.



## 3500 Series

Compact Residential Rotor. Big on Value and Convenience

### Features

- Rain Curtain™ nozzles deliver even distribution over the entire radius including large wind resistant droplets and gentle close-in watering resulting in greener turf using less water
- Oversized wiper seal prevents leaks and protects internals from debris
- Arc adjustment through the top of the rotor requiring only a flat-blade screwdriver
- 3 year trade warranty

### Options

- SAM Seal-A-Matic™ check valves holds up to 2.1 m of elevation change

### Operating Specifications

- Precipitation rate: 9 to 21 mm/h
- Radius: 4.6 to 10.7 m
- Radius may be reduced up to 25% with radius reduction screw
- Pressure: 1.7 to 3.8 bar
- Flow rate: 2.0 to 17.4 l/m
- ½" NPT female bottom threaded inlet
- Reversing full- and part-circle adjustment 40° - 360°
- Nozzle trajectory of 25°

### Models

Select models shown. Review your regional price list for complete availability.

- 3504-PC: 4" part/reverse full circle
- 3504-PC-SAM: 4" part/reverse full circle with SAM



### 3504 Series Nozzle Performance

Pressure bar	Nozzle	Radius m	Flow m³/h	Flow l/m	■ Precip mm/h	▲ Precip mm/h
1.7	0.75	4.6	0.12	2.04	12	14
	1.0	6.1	0.17	2.91	9	11
	1.5	7.0	0.24	4.01	10	11
	2.0	8.2	0.32	5.30	9	11
	3.0	8.8	0.49	8.21	13	15
	4.0	9.4	0.67	11.24	15	17
2.0	0.75	4.8	0.13	2.24	12	13
	1.0	6.2	0.19	3.14	10	11
	1.5	7.0	0.26	4.35	11	12
	2.0	8.2	0.34	5.74	10	12
	3.0	9.1	0.53	8.87	13	15
	4.0	9.7	0.73	12.17	16	18
2.5	0.75	5.2	0.16	2.58	12	13
	1.0	6.4	0.21	3.55	10	12
	1.5	7.0	0.30	4.94	12	14
	2.0	8.2	0.39	6.51	12	13
	3.0	9.4	0.60	10.03	13	16
	4.0	10.1	0.83	13.82	16	19
3.0	0.75	5.2	0.17	2.86	13	15
	1.0	6.4	0.24	3.93	12	13
	1.5	7.3	0.33	5.49	12	14
	2.0	8.2	0.43	7.17	13	15
	3.0	9.4	0.67	11.13	15	17
	4.0	10.6	0.92	15.32	16	19
3.5	0.75	5.4	0.19	3.09	13	15
	1.0	6.6	0.26	4.27	12	14
	1.5	7.3	0.36	5.97	13	15
	2.0	8.4	0.47	7.79	13	15
	3.0	9.6	0.71	11.90	15	18
	4.0	10.7	1.00	16.66	18	20
3.8	0.75	5.5	0.19	3.22	13	15
	1.0	6.7	0.27	4.47	12	14
	1.5	7.3	0.37	6.25	14	16
	2.0	8.5	0.49	8.14	13	15
	3.0	9.8	0.74	12.30	16	18
	4.0	10.7	1.04	17.41	18	21

Precipitation rates based on half-circle operation

■ Square spacing based on 50% diameter of throw

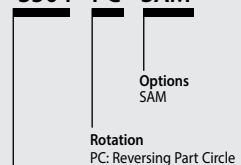
▲ Triangular spacing based on 50% diameter of throw

Performance data collected in zero wind conditions

Performance data derived from tests that conform with ASABE Standards; ASABE S398.1. See page 161 for complete ASABE Test Certification Statement.

### How to Specify

#### 3504 - PC - SAM



Model  
3500 Series 4" (10.2 cm) pop-up

## 5000 Series

Engineered to be the Industry's Most Reliable and Best Performing Rotor

### Features

- Oversized wiper seal prevents leaks and protects internals from debris
- Rain Curtain™ nozzles deliver even distribution over the entire radius including large wind resistant droplets and gentle close-in watering resulting in greener turf using less water
- A history of proven performance and reliability tested in millions of installations
- Self-flushing arc adjustment port that prevents buildup of debris
- 5 year trade warranty

### Operating Specifications

- Precipitation rate: 5 to 38 mm/h
- Radius: 7.6 to 15.2 m
- Radius may be reduced up to 25% with radius reduction screw
- Pressure: 1.7 to 4.5 bar
- Flow Rate: 3.0 to 36.6 l/m; 0.17 to 2.19 m<sup>3</sup>/h
- Reversing full- and part-circle adjustment from 40° - 360°
- Standard nozzle trajectory of 25°. Low angle nozzle trajectory of 10°. MPR nozzles varied nozzle trajectory between 12° - 25°.

### Optional Features

- **Plus (+) Flow shutoff** – “The Green Top.” Reduce downtime on jobs by flushing and nozzling rotors without running back and forth to the controller or valves
- **PRS (R)** with flow optimizer technology. The 3.1 bar pressure regulator lowers water bills, provides exact flow of each rotor, equalizes lateral lines, and eliminates misting and fogging
- **SAM Seal-A-Matic™** check valve holds up to 2.1 m of elevation change
- **Stainless steel (SS) riser** helps deter vandalism on public turf areas (available on 5004 and 5006 models)


### Models

Consult “How to Specify” table for product models and features. Not all combinations are offered.


- 5004: 4" (10 cm) pop-up
- 5006: 6" (15 cm) pop-up
- 5012: 12" (30.5 cm) pop-up





5000 Series

 5 to 37 mm/h

 1.7 to 4.5 bar

 3.0 to 36.6 l/m  
0.17 to 2.19 m<sup>3</sup>/h

 4": 10 cm  
6": 15 cm  
12": 30.5 cm  
4": 18.5 cm  
6": 24.5 cm  
12": 42.9 cm  
3/4" NPT



Both low angle 10° and standard 25° nozzles are included.

All nozzles are numbered in gallons per minute and keyed for easy installation.

Front View

### How to Specify

5004 - + - PC - SAM-R-SS

Options  
SAM  
R: PRS  
SS: Stainless Steel

Rotation  
PC: Reversing Part Circle  
FC: Full Circle

Model  
Plus (Flow Shut-off)

Model  
5004: 4" (10 cm) pop-up  
5006: 6" (15 cm) pop-up  
5012: 12" (30.5 cm) pop-up

Note: Certain specifications not available for some rotor series.

5000 Series Std. Angle Rain Curtain™ Nozzle Performance						
Pressure bar	Nozzle	Radius m	Flow m³/h	Flow l/m	Precip mm/h	Precip mm/h
2.0	1.5	10.2	0.28	4.8	5	6
	2.0	10.8	0.36	6.0	6	7
	2.5	10.9	0.44	7.2	7	9
	3.0	11.2	0.55	9.0	9	10
	4.0	11.6	0.71	12.0	11	12
	5.0	12.1	0.91	15.0	13	15
	6.0	12.4	1.05	17.4	15	17
	8.0	11.8	1.45	24.0	32	37
2.5	1.5	10.4	0.31	5.4	6	7
	2.0	11.0	0.41	6.6	7	8
	2.5	11.3	0.50	8.4	8	9
	3.0	11.2	0.62	10.2	9	11
	4.0	12.3	0.81	13.2	11	13
	5.0	12.7	1.03	17.4	13	15
	6.0	13.2	1.21	20.4	14	16
	8.0	13.3	1.63	27.0	24	28
3.0	1.5	10.6	0.34	6.0	6	7
	2.0	11.2	0.45	7.8	7	8
	2.5	11.3	0.56	9.6	9	10
	3.0	12.1	0.69	11.4	9	11
	4.0	12.7	0.89	15.0	11	13
	5.0	13.5	1.13	18.6	12	14
	6.0	13.4	1.34	22.2	13	17
	8.0	13.4	1.79	30.0	23	27
3.5	1.5	10.7	0.37	6.0	7	8
	2.0	11.3	0.49	8.4	8	9
	2.5	11.3	0.60	10.2	9	11
	3.0	12.2	0.74	12.6	10	12
	4.0	12.8	0.97	16.2	12	14
	5.0	13.7	1.23	20.4	13	15
	6.0	14.2	1.45	24.0	13	15
	8.0	14.9	1.93	32.4	20	24
4.0	1.5	10.6	0.40	6.6	7	8
	2.0	11.1	0.52	9.0	8	10
	2.5	11.3	0.64	10.8	10	12
	3.0	12.2	0.80	13.2	11	12
	4.0	12.8	1.04	17.4	13	15
	5.0	13.7	1.32	22.2	14	16
	6.0	14.9	1.55	25.8	14	16
	8.0	15.2	2.06	34.2	21	25
4.5	1.5	10.4	0.42	7.2	8	9
	2.0	10.7	0.55	9.0	10	11
	2.5	11.3	0.68	11.4	11	12
	3.0	12.2	0.84	13.8	11	13
	4.0	12.8	1.10	18.0	13	15
	5.0	13.7	1.40	23.4	15	17
	6.0	14.6	1.64	28.2	15	18
	8.0	15.2	2.19	36.6	19	22

Precipitation rates based on half-circle operation

■ Square spacing based on 50% diameter of throw

▲ Triangular spacing based on 50% diameter of throw

Performance data collected in zero wind conditions

Performance data derived from tests that conform with ASABE Standards; ASABE S398.1. See page 161 for complete ASABE Test Certification Statement.

5000 Series Low Angle Nozzle Performance						
Pressure bar	Nozzle	Radius m	Flow m³/h	Flow l/m	Precip mm/h	Precip mm/h
1.7	1.0 LA	7.6	0.17	3.0	6	7
	1.5 LA	8.2	0.26	4.2	8	9
	2.0 LA	8.8	0.33	5.4	9	10
	3.0 LA	8.8	0.51	8.4	13	15
2.0	1.0 LA	8.0	0.18	3.0	6	6
	1.5 LA	8.6	0.28	4.8	8	9
	2.0 LA	9.1	0.36	6.0	9	10
	3.0 LA	9.3	0.55	9.0	13	15
2.5	1.0 LA	8.6	0.20	3.6	5	6
	1.5 LA	9.2	0.32	5.4	8	9
	2.0 LA	9.5	0.41	6.6	9	10
	3.0 LA	10.1	0.62	10.2	12	14
3.0	1.0 LA	8.8	0.22	3.6	6	7
	1.5 LA	9.4	0.35	6.0	8	9
	2.0 LA	9.7	0.45	7.8	10	11
	3.0 LA	10.6	0.68	11.4	12	14
3.5	1.0 LA	8.8	0.24	4.2	6	7
	1.5 LA	9.4	0.38	6.6	9	10
	2.0 LA	9.9	0.49	8.4	10	11
	3.0 LA	10.8	0.74	12.6	13	15
4.0	1.0 LA	8.8	0.26	4.2	7	8
	1.5 LA	9.4	0.41	6.6	9	11
	2.0 LA	10.1	0.52	9.0	10	12
	3.0 LA	11.0	0.80	13.2	13	15
4.5	1.0 LA	8.8	0.27	4.8	7	8
	1.5 LA	9.4	0.44	7.2	10	11
	2.0 LA	10.1	0.56	9.0	11	13
	3.0 LA	11.0	0.84	13.8	14	16

### Tools

#### Holdup Tool with Bubble Level

##### Features

- Combination holdup tool/ bubble level makes proper installation easier
- Works with 5000, Falcon® 6504, and 8005



HOLDUPTOOL

##### Model

- HOLDUPTOOL

#### Rotor Tool

##### Features

- Flat blade screwdriver and pull-up tool all in one
- Works with 3500, 5000, Falcon® 6504, and 8005



ROTORTOOL

##### Model

- ROTORTOOL

## 5000 PRS Std. Angle Rain Curtain™ Nozzle Performance

Pressure bar	Nozzle	Radius m	Flow m³/h	Flow l/m	Precip mm/h	Precip mm/h
1.7	1.5	10.1	0.25	4.2	5	6
	2.0	10.7	0.34	5.4	6	7
	2.5	10.7	0.41	6.6	7	8
	3.0	11.0	0.51	8.4	8	10
	4.0	11.3	0.66	10.8	10	12
	5.0	11.9	0.84	13.8	12	14
	6.0	11.9	0.97	16.2	14	16
	8.0	11.0	1.34	22.2	22	26
2.0	1.5	10.2	0.28	4.8	5	6
	2.0	10.8	0.36	6.0	6	7
	2.5	10.9	0.44	7.2	7	9
	3.0	11.2	0.55	9.0	9	10
	4.0	11.6	0.71	12.0	11	13
	5.0	12.1	0.91	15.0	13	15
	6.0	12.4	1.05	17.4	15	17
	8.0	11.8	1.45	24.0	32	37
2.5	1.5	10.4	0.31	5.4	6	7
	2.0	11.0	0.41	6.6	7	8
	2.5	11.3	0.50	8.4	8	9
	3.0	11.2	0.62	10.2	9	11
	4.0	12.3	0.81	13.2	11	13
	5.0	12.7	1.03	17.4	13	15
	6.0	13.2	1.21	20.4	14	16
	8.0	13.3	1.63	27.0	24	18
3.0	1.5	10.6	0.34	6.0	6	7
	2.0	11.2	0.45	7.8	7	8
	2.5	11.3	0.56	9.6	9	10
	3.0	12.1	0.69	11.4	9	11
	4.0	12.7	0.89	16.8	11	13
	5.0	13.5	1.13	18.6	12	14
	6.0	13.9	1.34	22.2	14	16
	8.0	14.1	1.79	30.0	23	27
3.5 – 5.2	1.5	10.6	0.35	6.0	6	7
	2.0	11.2	0.47	7.8	8	9
	2.5	11.3	0.58	10.2	9	11
	3.0	12.1	0.71	12.0	10	11
	4.0	12.7	0.92	15.6	12	13
	5.0	13.5	1.17	19.2	13	15
	6.0	13.9	1.39	22.8	14	17
	8.0	14.1	1.85	31.2	18	21

## 5000 PRS Low Angle Nozzle Performance

Pressure bar	Nozzle	Radius m	Flow m³/h	Flow l/m	Precip mm/h	Precip mm/h
1.7	1.0 LA	7.6	0.17	3.0	6	7
	1.5 LA	8.2	0.26	4.2	8	9
	2.0 LA	8.8	0.33	5.4	9	10
	3.0 LA	8.8	0.51	8.4	13	15
2.0	1.0 LA	8.0	0.18	3.0	6	6
	1.5 LA	8.6	0.28	4.8	8	9
	2.0 LA	9.1	0.36	6.0	9	10
	3.0 LA	9.3	0.55	9.0	13	15
2.5	1.0 LA	8.6	0.20	3.6	5	6
	1.5 LA	9.2	0.32	5.4	8	9
	2.0 LA	9.5	0.41	6.6	9	10
	3.0 LA	10.1	0.62	10.2	12	14
3.0	1.0 LA	8.8	0.22	3.6	6	7
	1.5 LA	9.4	0.35	6.0	8	9
	2.0 LA	9.7	0.45	7.8	10	11
	3.0 LA	10.6	0.68	11.4	12	14
3.5 – 5.2	1.0 LA	8.8	0.23	3.6	6	7
	1.5 LA	9.4	0.36	6.0	8	10
	2.0 LA	9.7	0.47	7.8	10	12
	3.0 LA	10.6	0.70	12.0	13	15

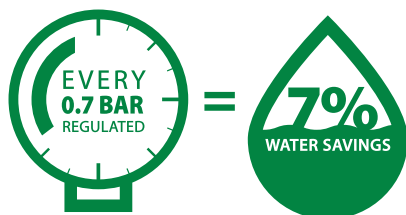
Precipitation rates based on half-circle operation

■ Square spacing based on 50% diameter of throw

▲ Triangular spacing based on 50% diameter of throw

Performance data collected in zero wind conditions

Performance data derived from tests that conform with ASABE Standards; ASABE S398.1. See page 161 for complete ASABE Test Certification Statement.



## 5000 Series MPR Nozzles

Perfectly Balanced Coverage with the 5000 Series Rotor

### Features

- Rain Curtain™ nozzles deliver even distribution over the entire radius including large wind resistant droplets and gentle close-in watering resulting in greener turf using less water
- Precipitation rate is automatically matched with a uniform radius that does not require stream deflection
- Matched 0.6"/hour precipitation rates enable large and small turf areas to be zoned together by mixing rotors and Rain Bird R-VAN rotary nozzles

### Models

- 5000MPRMPK: 5000/5000 Plus Series MPR nozzle tree multi pack- 7.6 m, 9.1 m, 10.7 m radius in Quarter, Third, Half, Full arc



5000 Series MPR Nozzles









Installing Rotors with 5000 series MPR nozzles and Rain Bird R-VAN Rotary Nozzles in the same zone allows for matched precipitation from 2.4m to 10.7m









### How to Specify

<b>5000 - MPR - 25 - Q</b>	
Model Rotor	Pattern Q=Quarter T=Third H=Half F=Full
	Radius Range 25' (7.6 m) 30' (9.1 m) 35' (10.7 m)
	Nozzle Matched Precipitation rate







#### 5000-MPR-25 (Red)

Nozzle	Pressure bar	Radius m	Flow m <sup>3</sup> /h	Flow l/m	Precip mm/h 	Precip mm/h 
<b>Quarter</b> 	1.7	7.0	0.17	3.0	13.7	15.8
	2.4	7.3	0.20	3.6	14.9	17.3
	3.1	7.6	0.23	3.6	15.6	18.1
	3.8	7.6	0.25	4.2	17.4	20.1
	4.5	7.6	0.27	4.8	18.9	21.9
<b>Third</b> 	1.7	7.0	0.23	3.6	13.9	16.0
	2.4	7.3	0.27	4.8	15.4	17.8
	3.1	7.6	0.31	5.4	16.2	18.7
	3.8	7.6	0.35	6.0	18.0	20.7
	4.5	7.6	0.38	6.6	19.6	22.6
<b>Half</b> 	1.7	7.0	0.33	5.4	13.3	15.4
	2.4	7.3	0.39	6.6	14.7	17.0
	3.1	7.6	0.45	7.2	15.5	17.9
	3.8	7.6	0.50	8.4	17.3	20.0
	4.5	7.6	0.55	9.0	18.9	21.8
<b>Full</b> 	1.7	7.0	0.63	10.8	12.8	14.8
	2.4	7.3	0.76	12.6	14.2	16.4
	3.1	7.6	0.87	14.4	14.9	17.3
	3.8	7.6	0.97	16.2	16.6	19.2
	4.5	7.6	1.05	17.4	18.1	20.9

#### 5000-MPR-30 (Green)

Nozzle	Pressure bar	Radius m	Flow m <sup>3</sup> /h	Flow l/m	Precip mm/h 	Precip mm/h 
<b>Quarter</b> 	1.7	8.8	0.23	3.6	12.0	13.8
	2.4	9.1	0.28	4.8	13.4	15.4
	3.1	9.1	0.32	5.4	15.2	17.6
	3.8	9.1	0.35	6.0	17.0	19.6
	4.5	9.1	0.38	6.6	18.4	21.2
<b>Third</b> 	1.7	8.8	0.30	4.8	11.7	13.5
	2.4	9.1	0.37	6.0	13.2	15.2
	3.1	9.1	0.42	7.2	15.1	17.4
	3.8	9.1	0.47	7.8	16.8	19.4
	4.5	9.1	0.51	8.4	18.3	21.1
<b>Half</b> 	1.7	8.8	0.49	8.4	12.5	14.4
	2.4	9.1	0.59	9.6	14.1	16.2
	3.1	9.1	0.67	11.4	16.1	18.6
	3.8	9.1	0.75	12.6	17.9	20.7
	4.5	9.1	0.82	13.8	19.6	22.6
<b>Full</b> 	1.7	8.8	0.96	16.2	12.3	14.2
	2.4	9.1	1.15	19.2	13.8	15.9
	3.1	9.1	1.31	21.6	15.7	18.1
	3.8	9.1	1.45	24.0	17.4	20.0
	4.5	9.1	1.57	26.4	18.8	21.7

#### 5000-MPR-35 (Beige)

Nozzle	Pressure bar	Radius m	Flow m <sup>3</sup> /h	Flow l/m	Precip mm/h 	Precip mm/h 
<b>Quarter</b> 	1.7	9.8	0.32	5.4	13.4	15.4
	2.4	10.4	0.38	6.6	14.1	16.3
	3.1	10.7	0.44	7.2	15.3	17.7
	3.8	10.7	0.48	7.8	17.0	19.6
	4.5	10.7	0.52	9.0	18.4	21.3
<b>Third</b> 	1.7	9.8	0.40	6.6	12.7	14.6
	2.4	10.4	0.49	8.4	13.6	15.8
	3.1	10.7	0.56	9.6	14.7	17.0
	3.8	10.7	0.62	10.2	16.4	18.9
	4.5	10.7	0.68	11.4	17.9	20.7
<b>Half</b> 	1.7	9.8	0.62	10.2	13.1	15.2
	2.4	10.4	0.76	12.6	14.1	16.3
	3.1	10.7	0.87	14.4	15.2	17.6
	3.8	10.7	0.96	16.2	16.9	19.5
	4.5	10.7	1.05	17.4	18.4	21.3
<b>Full</b> 	1.7	9.8	1.22	20.4	12.8	14.8
	2.4	10.4	1.50	25.2	14.0	16.2
	3.1	10.7	1.72	28.8	15.1	17.5
	3.8	10.7	1.91	31.8	16.8	19.4
	4.5	10.7	2.09	34.8	18.3	21.2

■ Square spacing based on 50% diameter of throw

▲ Triangular spacing based on 50% diameter of throw

Performance data collected in zero wind conditions

Performance data derived from tests that conform with ASABE Standards; ASABE S398.1. See page 161 for complete ASABE Test Certification Statement.

## Falcon® 6504 Series

Reliable and Economical

### Features

- Ratcheting stem just like standard spray bodies
- 3-port, color-coded Rain Curtain nozzles for optimal long range, mid-range, and close-in watering
- SAM Seal-A-Matic check valve
- Self-adjusting stator does not require replacement when changing nozzles
- Heavy-duty, stainless steel retract spring ensures positive pop-down
- 5 year warranty

### Options

- **Stainless steel (SS) riser** helps deter vandalism on public turf areas
- **Purple cover (NP)** for non-potable systems

### Operating Specifications

- Reversing full- and part-circle adjustment from 40-360°
- Precipitation rate: 9 to 33 mm/h
- Radius: 11.3 to 19.8 m
- Pressure: 2.1 to 6.2 bar
- Flow: 0.66 to 4.93 m³/h; 10.8 to 82.2 l/m
- 1" female NPT or BSP threaded inlet
- SAM Seal-A-Matic™ check valve check device holds up to 3.1 m of elevation change
- Rain Curtain™ Nozzles: Included with rotor, other sizes available upon request; 10-grey, 12-beige, 14-light green, 16-dark brown, 18-dark blue
- Nozzle outlet trajectory is 25°


### Models

Select models shown. Review your regional price list for complete availability.


- I6504PC: Falcon Series 4" BSP Part Circle
- I6504FC: Falcon Series 4" BSP Full Circle
- I6504PCSS: Falcon Series 4" BSP Part Circle Stainless Steel
- I6504FCSS: Falcon Series 4" BSP Full Circle Stainless Steel
- 6504PC: Falcon Series 4" NPT Part Circle
- 6504FC: Falcon Series 4" NPT Full Circle




Falcon® 6504 Series

 9 to 33 mm/h

 2.1 to 6.2 bar

 10.8 to 82.2 l/m  
0.66 to 4.93 m³/h

 4" (10 cm)  
21.6 cm  
1" NPT or BSP

### How to Specify

**6504 - PC - SS - NP**

**6504:** Model  
**PC:** Part-circle  
**FC:** Full-circle  
**Optional Feature**  
**SS:** Stainless steel  
**Optional Features**  
**NP:** Non-potable cover

Note: For non-U.S. applications, it is necessary to specify NPT or BSP thread type.



## Falcon® 6504 Nozzle Performance

Pressure bar	Nozzle	Radius m	Flow m³/h	Flow l/m	Precip mm/h	Precip mm/h
2.1	● 4	11.9	0.66	10.98	9	11
	● 6	13.1	0.95	15.90	11	13
2.5	● 4	12.3	0.72	11.92	10	11
	● 6	13.5	1.05	17.56	12	13
	● 8	14.9	1.50	25.20	13	16
	● 10	15.5	1.84	30.60	15	18
	● 12	16.2	2.20	36.60	17	19
	● 14	16.8	2.57	42.60	18	21
	● 16	16.8	2.86	47.40	20	24
3.0	● 4	12.5	0.78	13.02	10	12
	● 6	14.1	1.16	19.34	12	13
	● 8	15.1	1.56	26.04	14	16
	● 10	15.8	1.92	31.99	15	18
	● 12	16.4	2.31	38.44	17	20
	● 14	17.2	2.68	44.63	18	21
	● 16	17.4	3.00	49.95	20	23
3.5	● 4	12.5	0.85	14.09	11	13
	● 6	14.9	1.26	20.96	11	13
	● 8	15.5	1.69	28.24	14	16
	● 10	16.2	2.08	34.70	16	18
	● 12	16.8	2.52	41.98	18	21
	● 14	18.0	2.91	48.45	18	21
	● 16	18.6	3.27	54.53	19	22
4.0	● 4	12.5	0.89	14.91	11	13
	● 6	14.4	1.34	22.33	13	15
	● 8	15.5	1.83	30.44	15	17
	● 10	16.6	2.23	37.17	16	19
	● 12	17.3	2.72	45.28	18	21
	● 14	18.5	3.12	52.01	18	21
	● 16	19.1	3.50	58.37	19	22

## Falcon® 6504 Nozzle Performance

Pressure bar	Nozzle	Radius m	Flow m³/h	Flow l/m	Precip mm/h	Precip mm/h
4.5	● 4	12.5	0.96	15.94	12	14
	● 6	14.6	1.40	23.33	13	15
	● 8	15.5	1.95	32.43	16	19
	● 10	17.1	2.37	39.44	16	19
	● 12	17.7	2.89	48.17	18	21
	● 14	18.6	3.32	55.38	19	22
5.0	● 4	12.7	1.01	16.84	13	15
	● 6	14.9	1.47	24.50	13	15
	● 8	15.7	2.05	34.16	17	19
	● 10	17.2	2.50	41.64	17	19
	● 12	18.1	3.04	50.72	19	21
	● 14	18.6	3.51	58.49	20	23
5.5	● 4	13.1	1.04	17.39	12	14
	● 6	14.9	1.56	25.79	14	16
	● 8	16.1	2.13	35.54	16	19
	● 10	16.8	2.63	43.84	19	22
	● 12	18.6	3.18	52.92	18	21
	● 14	18.6	3.67	61.23	21	25
6.0	● 4	13.1	1.04	17.39	12	14
	● 6	14.9	1.56	25.79	14	16
	● 8	16.1	2.13	35.54	16	19
	● 10	16.8	2.63	43.84	19	22
	● 12	18.6	3.18	52.92	18	21
	● 14	18.6	3.67	61.23	21	25
6.2	● 16	19.2	4.10	68.40	22	26
	● 18	19.8	4.44	74.07	23	26

Precipitation rates based on half-circle operation

■ Square spacing based on 50% diameter of throw

▲ Triangular spacing based on 50% diameter of throw

Performance data collected in zero wind conditions

Performance data derived from tests that conform with ASABE Standards; ASABE S398.1.

See page 161 for complete ASABE Test Certification Statement.

### Low Flow Kit - B81610



### Standard Flow Kit - B81620



Falcon® 6504 Rain Curtain™ Nozzles



## 8005 Series

Protect Your Turf with High Performance, Vandal and Abuse Resistant Rotors from 11.9 to 24.7 m

### Features

- Vandal resistance, brass reinforced turret for increased side impact durability
- Memory Arc® returns the rotor to its original arc setting
- Non-strippable drive mechanism prevents damage from vandals
- Easy, wet, dry arc adjustment with slotted screwdriver through top of rotor from 50° to 330° part-circle, 360° non-reversing full-circle. Full and part circle operation in one unit
- Left and right side trips adjustable for ease of installation without turning the case and loosening the pipe connection
- SAM Seal-A-Matic check valve
- 3-port, color-coded Rain Curtain nozzles for optimal long-range, mid-range, and close-in watering
- 5 year warranty

### Options

- **Stainless steel (SS) riser** helps deter vandalism on public turf areas
- **Purple cover (NP)** for non-potable systems
- Optional Sod Cup

### Operating Specifications

- Radius: 11.9 to 24.7 m
- Precipitation rate: 12 to 32 mm/h
- Pressure: 3.5 to 6.9 bar
- Flow: 0.86 to 8.24 m<sup>3</sup>/h; 14.4 to 137.4 l/m
- 1" NPT or BSP female threaded inlet
- SAM Seal-A-Matic™ check valve holds up to 3.1 m of elevation change
- Nozzle outlet trajectory is 25°
- Rain Curtain™ Nozzles: Included with rotor, other sizes available upon request; 10-grey, 12-beige, 14-light green, 16-dark brown, 18-dark blue

### Models


Select models shown. Review your regional price list for complete availability.

- 8005: 8005 Part/Full Circle, Less Nozzle
- 8005NP: 8005 Part/Full Circle, Less Nozzle W/NP Cover
- 8005SS: 8005 Part/Full Circle, Stainless Steel, Less Nozzle
- 8005NPSS: 8005 Part/Full Circle, Stainless Steel, Less Nozzle w/ NP Cover
- I8005: 8000 Series 1" BSP Part/Full Circle
- I8005NP: 8000 Series 1" BSP Part/Full Circle Non-Potable
- I8005SS: 8000 Series 1" BSP Stainless Steel
- I8005NPSS: 8000 Series 1" BSP Non-Potable Stainless Steel


\*\* Note: Pop-up height is measured from cover to the primary nozzle port. Overall body height is measured popped down




8005 Series

 12 to 32 mm/h

 3.5 to 6.9 bar

 14.4 to 137.4 l/m  
0.86 to 8.24 m<sup>3</sup>/h

 5" (12.7 cm)  
25.7 cm  
1" NPT or BSP

### How to Specify

**8005 - NP - SS - 16**

Model 8005 Series | Nozzle Size 16

Optional Feature SS: Stainless steel

Optional Feature NP: Non-potable cover

Note: For non-U.S. applications, it is necessary to specify NPT or BSP thread type.



## 8005 Nozzle Performance

Pressure bar	Nozzle	Radius m	Flow m <sup>3</sup> /h	Flow l/m	Precip mm/h	Precip mm/h
3.5	● 4	11.9	0.86	14.38	12	14
	● 6	13.7	1.28	21.34	14	16
	● 8	14.9	1.59	25.50	14	16
	● 10	16.1	2.10	35.43	16	19
	● 12	17.5	2.52	42.27	16	19
	● 14	18.0	2.89	48.18	18	21
	● 16	18.7	3.28	54.59	19	22
	● 18	19.2	3.69	61.43	20	23
	● 20	19.9	4.25	70.83	21	25
	● 22	20.0	5.08	79.07	25	29
4.0	● 4	11.9	0.93	14.38	13	15
	● 6	13.7	1.37	22.71	15	17
	● 8	14.9	1.75	30.44	16	18
	● 10	16.3	2.30	37.63	17	20
	● 12	17.7	2.70	44.74	17	20
	● 14	18.5	3.17	52.85	19	21
	● 16	19.6	3.54	58.98	18	21
	● 18	19.7	3.97	66.10	20	24
	● 20	20.3	4.50	74.95	22	25
	● 22	21.3	5.23	85.94	23	27
4.5	● 4	11.9	1.00	16.18	14	16
	● 6	13.7	1.45	24.28	15	18
	● 8	14.9	1.92	32.99	17	20
	● 10	16.5	2.40	40.22	18	20
	● 12	18.0	2.87	47.81	18	20
	● 14	18.9	3.37	56.12	19	22
	● 16	20.1	3.77	62.77	19	22
	● 18	20.1	4.22	70.36	21	24
	● 20	21.1	4.79	79.87	22	25
	● 22	22.0	5.51	91.80	23	26
5.0	● 4	11.9	1.06	18.08	15	17
	● 6	13.7	1.54	25.74	16	19
	● 8	14.9	2.09	34.83	19	22
	● 10	16.7	2.50	42.68	18	21
	● 12	18.3	3.05	50.92	18	21
	● 14	19.2	3.54	58.96	19	22
	● 16	20.4	3.99	66.44	19	22
	● 18	20.6	4.47	74.58	21	24
	● 20	21.6	5.11	85.08	22	25
	● 22	22.4	5.84	97.39	23	27

Pressure bar	Nozzle	Radius m	Flow m <sup>3</sup> /h	Flow l/m	Precip mm/h	Precip mm/h	
5.5	● 4	11.9	1.13	18.90	16	18	
	● 6	13.7	1.62	26.84	17	20	
	● 8	14.9	2.25	37.02	20	23	
	● 10	16.8	2.70	44.60	19	22	
	● 12	18.5	3.23	53.66	19	22	
	● 14	19.2	3.72	61.98	20	23	
	● 16	20.4	4.22	70.28	20	23	
	● 18	21.0	4.74	78.97	21	25	
	● 20	21.6	5.42	90.30	23	27	
	● 22	22.8	6.19	103.15	24	28	
6.0	● 12	18.6	3.30	55.07	19	22	
	● 14	19.6	3.96	66.06	21	24	
	● 16	20.9	4.45	74.12	20	24	
	● 18	21.5	4.95	82.56	21	25	
	● 20	22.1	5.65	94.18	23	27	
	● 22	22.9	6.71	108.12	26	30	
	● 24	23.9	6.92	115.31	24	28	
	○ 26	24.1	7.50	125.08	26	30	
	6.2	● 14	19.8	4.06	67.75	21	24
		● 16	21.0	4.54	75.70	21	24
● 18		21.7	5.04	84.02	21	25	
6.5	● 20	22.5	5.89	98.19	23	27	
	● 22	23.4	6.84	112.73	25	29	
	● 24	24.1	7.22	120.25	25	29	
	○ 26	24.3	7.91	131.76	27	31	
6.9	● 20	22.9	6.09	101.43	23	27	
	● 22	23.5	6.97	116.19	25	29	
	● 24	24.1	7.45	124.14	26	30	
	○ 26	24.7	8.24	137.39	27	31	

Precipitation rates based on half-circle operation  
 ■ Square spacing based on 50% diameter of throw  
 ▲ Triangular spacing based on 50% diameter of throw  
 Performance data collected in zero wind conditions

Performance data derived from tests that conform with ASABE Standards; ASABE S398.1. See page 161 for complete ASABE Test Certification Statement.



Sod Cup for 8005



Falcon® 6504 Rain Curtain™ Nozzles

Optional High-flow Nozzles for 8005 Series Rotors

## 2045A Maxi-Paw™ and 2045-PJ Maxi-Bird™

Dirty Water Applications - Spacing Up to 13.7 m

### Features

- Proven impact drive with straight-through flow for superior performance in dirty water
- Five standard trajectory and two low angle (LA) color-coded nozzles for matched precipitation and in a wide range of applications
- 360° full-circle OR arc adjustable from 20° to 340°
- Side and combination ½" or ¾" bottom inlet for design flexibility (Maxi-Paw)
- 3 year warranty

### Operating Specifications

- Precipitation rate: 7 to 31 mm/h
- Spacing: 6.7 to 13.7 m
- Flow rate: 0.34 to 1.91 m³/h; 0.09 to 0.53 l/s
- Radius: 6.7 to 13.7 m; 5.4 m with Radius Reduction Screw
- Pressure: 1.7 to 4.1 bar
- Combination ½" or ¾" female bottom inlet (Maxi-Paw)
- ½" FPT side inlet (Maxi-Paw)
- ½" NPT Riser-Mounted (Maxi-Bird)

### Models

- 2045A Maxi-Paw-SAM
- 2045A Maxi-Paw-SAM-NP
- 42064: Maxi-Paw Wrench - for removing internal assembly from case
- 2045-PJ Maxi-Bird



2045-PJ Maxi-Bird



42064-Maxi-Paw Wrench



2045A Maxi-Paw and 2045-PJ Standard Angle Nozzles

2045A Maxi-Paw and 2045-PJ Low Angle Nozzles



2045A Maxi-Paw

Maxi-Paw and Maxi-Bird Nozzle Performance						
Pressure bar	Nozzle	Radius m	Flow m³/h	Flow l/m	Precip mm/h	Precip mm/h
2.0	● 6	-	-	-	-	-
	● 07 LA	6.8	0.38	6.0	16	19
	● 7	10.4	0.55	9.0	10	12
	● 8	11.0	0.68	11.4	11	13
	● 10 LA	8.1	0.83	13.8	25	29
	● 10	11.9	1.01	16.8	14	16
2.5	● 12	12.3	1.32	22.2	18	20
	● 6	11.3	0.46	7.8	7	8
	● 07 LA	7.1	0.44	7.2	17	20
	● 7	11.4	0.62	10.2	10	11
	● 8	11.7	0.76	12.6	11	13
	● 10 LA	8.9	0.92	15.6	23	27
3.0	● 10	12.5	1.11	18.6	14	16
	● 12	12.9	1.45	24.0	18	20
	● 6	11.5	0.51	8.4	8	9
	● 07 LA	7.5	0.47	7.8	17	19
	● 7	11.8	0.67	11.4	10	11
	● 8	12.1	0.83	13.8	11	13
3.5	● 10 LA	9.4	1.01	16.8	23	27
	● 10	12.8	1.21	20.4	15	17
	● 12	13.3	1.59	26.4	18	21
	● 6	11.6	0.55	9.0	8	9
	● 07 LA	7.6	0.50	8.4	17	20
	● 7	12.2	0.72	12.0	10	11
4.0	● 8	12.4	0.89	15.0	12	13
	● 10 LA	9.6	1.09	18.0	23	27
	● 10	13.0	1.30	21.6	15	18
	● 12	13.6	1.72	28.8	19	21
	● 6	11.6	0.58	9.6	9	10
	● 07 LA	7.6	0.54	9.0	18	21
4.0	● 7	12.5	0.78	13.2	10	11
	● 8	12.7	0.94	15.6	12	14
	● 10 LA	9.8	1.19	19.8	25	29
	● 10	13.3	1.42	23.4	16	19
	● 12	13.7	1.86	31.2	20	23

LA = Low Angle

Precipitation rates based on half-circle operation

■ Square spacing based on 50% diameter of throw

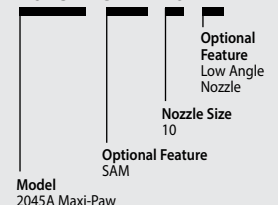
▲ Triangular spacing based on 50% diameter of throw

Performance data collected in zero wind conditions

Performance data derived from tests that conform with ASABE Standards; ASABE S398.1. See page 161 for complete ASABE Test Certification Statement.

### How to Specify

#### 2045A- SAM-10- LA



## 25BPJ

Part or Full Circle Bronze Impact Sprinklers. These impact heads are designed to be riser-mounted, They are used to irrigate hedges, shrubs, and flower beds

### Features

- Bronze impact drive sprinklers (with die- cast PJ arm on 25)
- Straight through flow
- Precision Jet tube (PJ™) to minimize side splash on PJ models
- Distance control flap (DA) on 25BPJ
- Distance control diffuser pin (ADJ) on model 25BPJ
- Long wearing TNT bearing
- FP trip permits part circle (20° to 340°) or full circle operation
- Brass straight bore nozzle with vane on model 25BPJ

### Specifications

- Radius: 11.6 to 12.5 m
- Pressure: 2.1 to 3.5 bars
- Flow: 0.70 to 1.14 m<sup>3</sup>/h
- ½" NPT male threaded inlet
- Nozzle outlet trajectory: 25°

### Models

Select models shown. Review your regional price list for complete availability.

- 25BPJ-FP-ADJ-DA-TNT: ½" NPT

### 25BPJ-FP-ADJ-DA-TNT Performance

Pressure bar	Nozzle	Radius m	Flow m <sup>3</sup> /h	■ Precip mm/h	▲ Precip mm/h
2.1	09	11.6	0.70	10	12
	10	11.9	0.86	12	14
2.5	09	11.8	0.77	11	13
	10	12.1	0.95	13	15
3.0	09	12.0	0.85	12	14
	10	12.3	1.05	14	16
3.5	09	12.2	0.91	12	14
	10	12.5	1.14	15	17

Precipitation rates based on half-circle operation

■ Square spacing based on 50% diameter of throw

▲ Triangular spacing based on 50% diameter of throw

Performance data collected in zero wind conditions

Performance data derived from tests that conform with ASABE Standards; ASABE S398.1. See page 161 for complete ASABE Test Certification Statement.



25BPJ

## LF Series

Full circle low-flow sprinkler

### Applications

The Rain Bird® LF Series Sprinkler is built rugged to withstand the harsh conditions in turf and agricultural applications (nurseries, sod farm...). It has been designed to combine the advantages of an impact sprinkler with stream height flexibility, delivering precise, uniform and unrivalled water distribution.

### Features

#### High Distribution Uniformity

- Weighted drive disk provides an increased dwell time between stream interruptions to achieve the maximum distance of throw
- During impact, the Precision Jet (PJ) spoon guides the water stream gently away from the riser

#### Most Robust Sprinkler in its Class

- Patented Ceramic Radial Bearing (CRB) is longer lasting than conventional counterparts
- Drive disk made of engineered thermoplastic
- Shields and protects brake mechanism from wind-blown debris and freezing
- Springs and pin composed of high-grade stainless steel
- Ultraviolet (UV) stabilizer protects the sprinkler from the sun

#### Easy to Use

- No special tools required
- Color coded nozzles and deflectors allow easy identification
- Weed Guard blocks weeds from growing into the sprinkler and stopping the rotation

### Specifications

- ½" (13 mm) BSP male pipe thread

#### Nozzle Sizes

- LF 1200: 270 l/h to 480 l/h  
(in mm: 1,98 / 2,18 / 2,39 / 2,59 / 2,76)
- LF 2400: 450 l/h to 910 l/h  
(in mm: 2,76 / 2,97 / 3,18 / 3,38 / 3,63)

#### Deflector trajectory outlets available

- LF 1200: 6° / 10° / 12° / 16° / 17° / 21°
- LF 2400: 10° / 13° / 15° / 22°
- LF 2400 LR: 27°

#### Common Spacings Range

- 8 m x 8 m to 15 m x 15 m

### Models

Select models shown. Review your regional price list for complete availability.

















- LF 1200
- LF 2400/LF LR 2400

















LF Series



## LF1200 Performance

Deflector	Nozzle	Stream Height (cm)	Flow Rate at Standard Pressures (l/h) Throw Radius at Standard Pressure (meter)			
			2.1 bar	2.4 bar	2.8 bar	3.1 bar
6 Degree Dark Purple 	Orange 44 Drill 	35-50	266 6.9	286 6.9	307 7.5	325 7.5
	Purple 3/32" 	35-53	316 7.2	341 7.2	366 7.8	388 7.8
	Yellow 38 Drill 	40-53	370 7.5	402 7.5	429 8.1	454 8.1
12 Degree Blue 	Orange 44 Drill 	71-99	266 8.1	286 8.4	307 8.7	325 8.7
	Purple 3/32" 	71-101	316 8.7	341 9.0	366 9.3	388 9.3
	Yellow 38 Drill 	76-109	370 9.0	402 9.6	429 9.6	454 9.6
17 Degree Sky Blue 	Orange 44 Drill 	124-152	266 9.3	286 9.9	307 10.2	325 10.2
	Purple 3/32" 	106-154	316 9.9	341 10.2	366 10.5	388 10.8
	Yellow 38 Drill 	109-154	370 10.2	402 10.5	429 10.8	454 10.8
21 Degree Olive Green 	Orange 44 Drill 	152-187	266 10.2	286 10.2	307 10.2	325 10.5
	Purple 3/32" 	127-190	316 10.2	341 10.5	366 10.5	388 10.5
	Yellow 38 Drill 	134-182	370 10.5	402 10.8	429 10.8	454 10.8

## LF2400 Performance

Deflector	Nozzle	Stream Height (cm)	Flow Rate at Standard Pressures (l/h) Throw Radius at Standard Pressure (meter)			
			2.1 bar	2.4 bar	2.8 bar	3.1 bar
10 Degree Lime 	Tan 30 Drill 	60-96	493 9.0	534 9.6	575 9.9	606 10.2
	Red 1/8" 	60-104	568 9.6	613 9.9	656 10.2	697 10.5
	Silver 9/64" Drill 	81-111	743 10.2	802 10.5	858 10.8	913 11.1
15 Degree Tangerine 	Tan 30 Drill 	71-127	493 9.9	534 10.2	575 10.8	606 10.8
	Red 1/8" 	88-137	568 10.2	613 10.5	656 11.1	697 11.1
	Silver 9/64" Drill 	106-144	743 10.8	802 11.1	858 11.7	913 11.7
22 Degree Dark Green 	Green 7/64" 	160-241	420 11.4	454 11.4	488 11.4	518 11.7
	Tan 30 Drill 	162-246	493 11.4	534 11.7	575 12.0	606 12.3
	Red 1/8" 	170-254	568 11.7	613 12.0	656 12.3	697 12.3
	Black 29 Drill 	287-304	636 12.3	688 12.6	738 12.6	784 12.9
	Silver 9/64" Drill 	182-259	743 12.0	802 12.9	858 13.2	913 13.5

For complete performance charts, please consult [www.rainbird.eu](http://www.rainbird.eu)

## LFX300/LFX600 Series

The Rain Bird® LFX Low Flow Sprinkler is perfect for a wide variety of applications

### Applications

For Agriculture, Greenhouse, and Nursery applications which require a small footprint or low-volume sprinkler. Optimized for a wide variety of applications including orchard and field irrigation, environmental control, crop cooling, and dust control.

### Upgrade to Flow Control (FC) Nozzles to Regulate Application Across Pressure Range.

LFX FC Nozzles control water flow over pressure variation to provide a consistent application rate along laterals or across terrain variation.

- Two flow rates available: 62 to 161 l/h
- Operating range from 1.75 to 3.25 bar
- Flow control mechanism contained in nozzle housing; installs in standard body. No special tools required

### Features

- Simple three part sprinkler design includes body, nozzle, and brake assembly with attached deflector
- Easy field maintenance with simple snap-in-place nozzle and brake assembly including visual indicators to ensure correct positioning
- Engineered to provide superior distribution uniformity (under-tree or over-head configuration)
- Color coded nozzles and deflectors for easy identification

### Specifications

#### LFX300 Operating Range

- Pressure: 1.75 to 3.25 bar
- Flow rate: 62 to 161 l/h
- Radius of throw: 6.1 to 7.6 meters

#### LFX600 Operating Range

- Pressure: 1.75 to 3.25 bar
- Flow rate: 140 to 469 l/h
- Radius of throw: 6.8 to 9.4 meters



### Models

Select models shown. Review your regional price list for complete availability.

#### LFX300

- LFX300 Body LFXBNPT
- LFX300 Nozzles
- LFXN40B
- LFXN45P
- LFXN50G
- LFXN55Y
- LFXN60R
- LFXN3GPM
- LFXN5GPM

#### LFX300 Break with Deflector

- LFXBR9R
- LFXBR9W
- LFXBR15O

#### LFX600

- LFX600 Body: LFXBNPT
- LFX600 Nozzles
- LFXN65G
- LFXN70W
- LFXN78B
- LFXN7GPM
- LFXN1GPM
- LFXN860
- LFXN94P
- LFXN102Y

#### LFX600 Break with Deflector

- LFXBR9B
- LFXBR12P
- LFXBR15P
- LFXBR15G

### LFX300 / LFX600 Accessories

- LFX Stream Splitter One Side: LFXSS1
- LFX Stream Splitter Two Side: LFXSS2
- LFX Edge Guard: LFXG



## LFX300 Brake Assembly with Deflector Performance

Deflector	Nozzle	Stream Height (cm)	Flow Rate at Standard Pressures (l/h)						
			Throw Radius at Standard Pressure (meter)						
			1.75 bar	2.0 bar	2.25 bar	2.5 bar	2.75 bar	3.0 bar	3.25 bar
<b>Deflector 9° Red</b> Radius: (6.1 - 6.7 m)	P/n: 18116940B	50.8 - 58.4	0	0	62	65	68	71	74
	P/n: 18116945P	48.3 - 63.5	0.0	0.0	6.1	6.1	6.4	6.1	6.1
	P/n: 18116950G	53.3 - 73.6	6.1	6.4	6.7	6.7	6.7	6.7	6.4
	P/n: 18172135	50.8 - 63.5	83	88	94	99	104	108	113
	P/n: 18212543	50.8 - 63.5	6.4	6.4	6.7	6.7	6.4	6.4	6.4
<b>Deflector 9° White</b> Radius: (6.4 - 7.6 m)	P/n: 18116950G	50.8 - 61	79.5	79.5	79.5	79.5	79.5	79.5	79.5
	P/n: 18116955Y	43.2 - 63.5	5.5	5.5	5.5	5.5	5.5	5.5	5.5
	P/n: 18116960R	43.2 - 63.5	98	98	98	98	98	98	98
	P/n: 18172150	50.8 - 63.5	6.0	6.0	6.0	6.0	6.0	6.0	6.0
	P/n: 18116950G	50.8 - 61	0	0	94	99	104	108	113
<b>Deflector 15° Orange</b> Radius: (7.0 - 7.6 m)	P/n: 18116950G	86.4 - 91.1	0.0	0.0	7.3	7.3	7.6	7.3	7.0
	P/n: 18116955Y	91.4 - 106.7	100	107	114	120	126	131	137
	P/n: 18116960R	83.8 - 104.1	6.4	6.7	7.3	7.3	7.0	7.6	7.6
	P/n: 18172150	76.2 - 106.7	118	126	134	141	148	154	161
	P/n: 18116950G	86.4 - 91.1	7.0	7.3	7.3	7.3	7.6	7.6	7.6

## LFX600 Brake Assembly with Deflector Performance

Deflector	Nozzle	Stream Height (cm)	Flow Rate at Standard Pressures (l/h)						
			Throw Radius at Standard Pressure (meter)						
			1.75 bar	2.0 bar	2.25 bar	2.5 bar	2.75 bar	3.0 bar	3.25 bar
<b>Deflector 9° Blue</b> Radius: (6.8 - 7.9 m)	P/n: 18116965G	43 - 71	140	149	158	167	175	183	190
	P/n: 18116970W	56 - 76	7.0	7.0	7.3	7.5	7.6	7.6	7.6
	P/n: 18116978B	56 - 76	161	172	182	192	202	211	219
	P/n: 18212575	48 - 66	7.3	7.3	7.3	7.5	7.6	7.6	7.9
	P/n: 18212510	56 - 79	203	216	230	242	254	265	276
<b>Deflector 12° Pink</b> Radius: (7.0 - 9.1 m)	P/n: 18116978B	58 - 79	7.6	7.6	7.6	7.6	7.6	7.6	7.9
	P/n: 18116986O	56 - 81	170	170	170	170	170	170	170
	P/n: 18116995P	51 - 81	6.8	6.8	6.8	6.8	6.8	6.8	6.8
	P/n: 181169102Y	53 - 86	227	227	227	227	227	227	227
	P/n: 18116978B	58 - 79	7.2	7.2	7.2	7.2	7.2	7.2	7.2
<b>Deflector 15° Purple</b> Radius: (7.3 - 8.8 m)	P/n: 18116965G	79 - 112	0	0	230	242	254	265	276
	P/n: 18116970W	79 - 112	0.0	0.0	7.0	7.2	7.3	7.6	7.9
	P/n: 18116978B	86 - 114	0	263	279	294	308	322	335
	P/n: 18212575	79 - 107	7.9	8.5	8.7	8.8	8.8	8.8	8.8
	P/n: 18212510	86 - 112	291	311	330	347	364	381	396
<b>Deflector 15° Gold</b> Radius: (7.9 - 9.4 m)	P/n: 18116965G	79 - 112	7.9	8.5	8.8	8.7	8.5	8.8	8.8
	P/n: 18116970W	79 - 112	344	368	390	411	431	450	469
	P/n: 18116978B	86 - 114	8.2	8.5	9.1	9.1	9.1	8.8	8.8
	P/n: 18212575	79 - 107	140	149	158	167	175	183	190
	P/n: 18212510	86 - 112	0.0	0.0	6.1	6.1	6.4	6.1	6.1

For complete performance charts, please consult [www.rainbird.eu](http://www.rainbird.eu)



## XLR Series Water Jets

The World's Most Advanced Long-Range Rotor

### Features

- Constant speed independent of operating pressure and flow rate
- Water deflector distributes water uniformly for entire throw distance
- Barrel and nozzle design optimized to maximize throw
- Nozzle is 54% larger than competition
- Innovative material selection maximize efficiency of movement
- Full- and part-circle (20-340°) in one unit
- Adjustable trajectory model provides ultimate in adaptability
- 5 nozzle options (sold separately)
- Only 2 field serviceable components – built to last reliably
- One-year trade warranty

### Operating Specifications

- Radius: 25.6 – 57.3 m
- Pressure: 2.1 to 8.3 bar
- Flow: 7.9 to 86.1 m<sup>3</sup>/h
- Inlet: 2" NPT, 2" BSP or 2" flange
- Nozzle trajectory: 24° fixed or adjustable (15° to 45°)
- Nozzles (sold separately):
  - 12 mm
  - 16 mm
  - 20 mm
  - 24 mm
  - 28 mm
- Nozzle tool available (sold separately)

### Options

- Optional Jet-Breaker for improved distribution uniformity
- Inlet adapter kits available in flange, NPT and BSP configurations to convert existing inlet

### Models

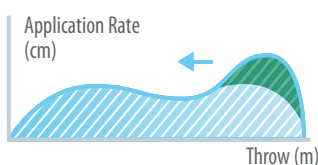
- IXLR24: 24° fixed trajectory with flange inlet
- IXLRADJ: Adjustable trajectory (15-45°) with flange inlet
- XLR24NPT: 24° fixed trajectory with NPT inlet
- XLRADJNPT: Adjustable trajectory (15-45°) with NPT inlet
- XLR24BSP: 24° fixed trajectory with BSP inlet
- XLRADJBSP: Adjustable trajectory (15-45°)with BSP inlet



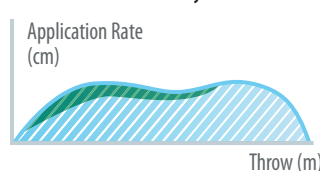
### How to Specify

<b>XLR 24 – NPT – XLRJETKIT</b>	
Model 24: 24° ADJ: Adjustable	Optional Feature* XLRJETKIT: Jet Breaker Kit  Mounting NPT BSP Blank: Flange
Model XLR *Order Separately	

Low pressure water distribution profile



Improved distribution uniformity with Dynamic Jet-Breaker in low pressure condition and Solid-Set systems



## XLR 24 Nozzle Throw Range | Fixed 24° Trajectory

Pressure bar	12 mm		16 mm		20 mm		24 mm		28 mm	
	Flow m³/h	Radius m	Flow m³/h	Radius m	Flow m³/h	Radius m	Flow m³/h	Radius m	Flow m³/h	Radius m
2.0	7.8	24.2	13.8	28.9	21.7	29.4	31.1	30.2	42.3	30.9
2.5	8.7	26.8	15.4	31.3	24.2	33.8	34.7	35.1	47.3	36.5
3.0	9.6	29.4	16.9	33.7	26.5	38.2	38.0	39.9	51.8	42.1
3.5	10.3	31.2	18.2	35.5	28.7	40.4	41.1	42.9	56.0	45.9
4.0	11.1	32.9	19.5	37.3	30.7	42.5	43.9	45.8	59.8	49.7
4.5	11.7	33.9	20.7	38.6	32.5	43.9	46.6	47.6	63.5	52.0
5.0	12.4	34.8	21.8	39.8	34.3	45.2	49.1	49.3	66.9	54.3
5.5	13.0	35.7	22.9	41.1	35.9	46.5	51.5	50.9	70.2	56.2
6.0	13.5	36.6	23.9	42.4	37.5	47.7	53.8	52.5	73.3	58.1
6.5	14.1	37.4	24.9	43.3	39.1	48.7	56.0	53.7	76.3	59.3
7.0	14.6	38.2	25.8	44.2	40.6	49.7	58.1	54.9	79.2	60.6

The performance data were obtained under ideal testing conditions and may be adversely affected by wind and other factors. Pressure refers to pressure at nozzle. A lowered trajectory angle improves the irrigation efficiency in windy conditions. For every 3° drop of the trajectory angle the throw is reduced by approx. 3 to 4%  
Radius = radius of throw in feet. Nozzle at 1.5 m above ground level. Height = maximum stream height in meters above nozzle.

## XLR ADJ Nozzle Throw Range | Adjustable Trajectory

- For every 3° drop of the trajectory angle, the throw is reduced by approximately 3 to 4%.
- Use the XLR 24 Nozzle Throw Range Table for your pressure and nozzle diameter.



## TSJ/TSJ-PRS Series

Swing Joints Connect ¾" (1.9 cm) and 1" (2.5 cm) Rotors or Quick Coupler Valves to Lateral Pipes

### Features

- Preassembled units save the contractor time and reduce installation costs
- Excellent structural integrity from the swept elbow design reduces the costs associated with fatigue related failures
- Double O Ring provides extra protection against leaks and keeps threads clean of debris making hand tightening easy
- The TSJ-PRS combines the great flow characteristics of the Rain Bird turf swing joint with an inline pressure regulating outlet elbow for controlling and maintaining constant pressure right at the rotor inlet

### Operating Specifications

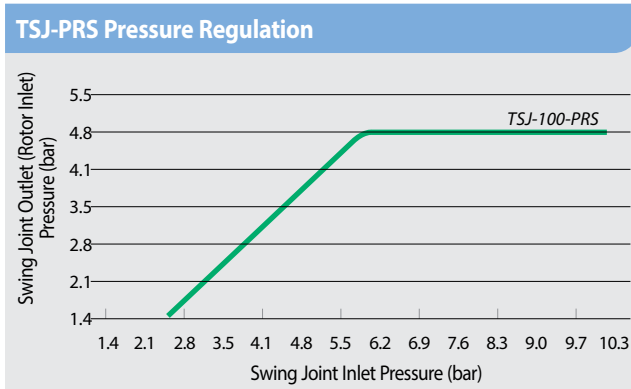
- Pressure rating: 21.7 bar at 22.8° C (per ASTM D3139)
- ¾" joint pressure loss: 0.02 bar at 0.4 l/s
- 1" joint pressure loss: 0.1 bar at 1,1 l/s; 0.2 bar at 1.5 l/s
- TSJ-PRS maximum flow: 1.41 l/s

### TSJ-PRS Application Information

- The TSJ-PRS is not recommended for use in systems where the pressure in the lateral lines is equal to or less than the nominal regulation pressure, as the increased pressure drop may adversely affect the performance of such systems
- To reduce the effects of water hammer, Rain Bird recommends flow rates in the supply line not exceed 1.5 m/s. The TSJ-PRS is not intended to function as a water hammer prevention device
- There are no user-serviceable parts inside. The internal spring is under compression. Do not open the PRS unit under any circumstances

### Models

- TSJ-12075: 12" (30.5 cm) long, ¾" M NPT x M NPT swing joint
- TSJ-12: 12" (30.5 cm) long, 1" M NPT x M NPT swing joint
- TSJ-100-PRS: 1" swing joint with 4.8 bar pressure regulator, 12" (30.5 cm) long, 1" M NPT x M NPT inlet and outlet





Introduction

Spray Bodies

Spray &amp; Rotary Nozzles

Rotors

Valves

Controllers

Sensors &amp; Meters

Central Control and Water Management

Drip Irrigation

Filtration

Drainage Products

Resources

## Valves

### Major Products

Primary Applications	LFV	HV	HVF	DV	DVF	ASVF	PGA	PEB/PESB/PESB-R	EFB-CP/BPES	QC
Manual Bleed	I/E	I/E	I/E	I/E	I/E	I/E	I	I/E	I/E	
Flow Control			●		●	●	●	●	●	
Bottom Inlet				DV-A		●	●	300 PESB	BPES	●
Low Flow	●	●	●	●	●	●		●	●	
PRS-Dial Compatible							●	●	●	
Dirty Water								●	●	
Non-Potable Water							●	●	●	●
Sites Requiring Brass									●	●
Sites Requiring Plastic	●	●	●	●	●	●	●	●		
Decoder System Compatible							●	●	●	

• DV/DVF available in globe, angle, slip x slip, and male x barb configurations. • Flows below 0.68 m<sup>3</sup>/h; 0.19 l/s install 200 mesh filter upstream. • I/E = Internal/External  
 • The PESB-R and EFB-CP are specifically designed with chlorine-resistant components for reclaimed water applications.



### Water Saving Tips

- The PRS-Dial is an excellent means of regulating outlet pressure at the valve regardless of incoming pressure fluctuations. It helps ensure optimal pressure performance at the head.
- Rain Bird valves provide excellent filtration characteristics for maximum reliability in a wide range of environments.
- PESB-R and EFB-CP reclaimed valves provide reliable operation in all water conditions. Valve diaphragms are composed of a rubber material that is chlorine and chemical resistant.

## Low Flow Valves

Valves designed exclusively for the low flow rates of a drip irrigation system (0.2 - 10.0 gpm; 0.6 to 37.8 l/m)

### Features

- The only valves in the industry made specifically for drip irrigation systems, making these the only valves that can effectively handle particles at low flow rates – patented design
- These valves contain all of the features of reliable Rain Bird DV valves, coupled with a unique diaphragm design that allows particles to pass through at extremely low flow rates, thereby preventing weeping of the valve
- Allows the filter to be safely placed downstream of the valve since these valves handle all sizes of particles
- Unique “double-knife” diaphragm coupled with 1/2" diameter seat for flawless operation at low flow rates
- Low Flow Valve is available in 3/4" In-line model
- Double-filtered pilot flow design for maximum reliability
- External bleed to manually flush the system of dirt and debris during installation and system start-up
- Internal bleed for spray-free manual operation.

### Operating Range

- Flow: 0.20 to 10.0 gpm (0.6 to 37.8 l/m)
- Pressure: 15 to 150 psi (1.0 to 10.3 bar)

### Electrical Specifications

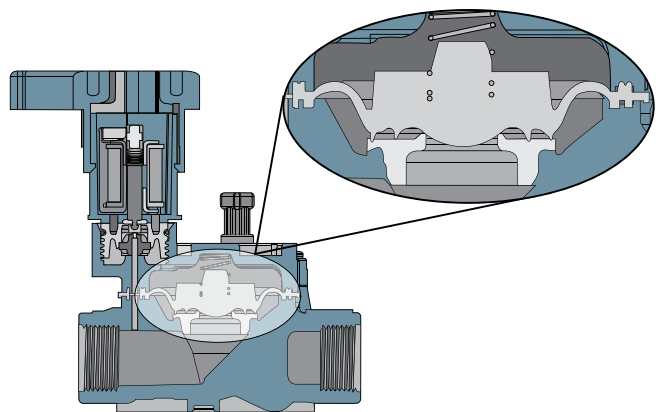
- 24 VAC 50/60 Hz (cycles/sec) solenoid
- Inrush current: 0.30 (7.2 VA) at 50/60 Hz
- Holding current: 0.19 A (4.56 VA) at 50/60 Hz

### Models

- LFBV-075: 3/4" Low Flow DV Valve
- LFBV-100\*: 1" Low Flow DV Valve

\*Available with BSP threads

Pressure Loss Characteristics		
Flow l/m	LFV-075 bar	LFV-100 bar
0.6	0.21	0.21
3.6	0.22	0.23
7.8	0.23	0.26
15.0	0.25	0.34
22.8	0.28	0.44
30.0	0.47	0.52



Unique Diaphragm Design



LFBV-075

Note: Also available as part of XCZLF-100-PRF Control Zone Kit

## DV / DVF Series

Diaphragm Valve – The Industry Leader for Over 25 Years

### Features

- Double-filtered (diaphragm and solenoid) pilot-flow design for maximum reliability and grit resistance
- Buna-N, balanced pressure diaphragm with self-cleaning 200 micron pilot water filter and captive spring
- Energy-efficient, low-power encapsulated solenoid with captured plunger and 200 micron solenoid filter
- Unique, easy-to-turn pressure assisted flow control mechanism (DVF models only)
- External bleed to manually flush system of dirt and debris during installation and system start-up
- Internal bleed for spray-free manual operation
- Compatible with IVM solenoid valves
- Accepts Rain Bird TBOS latching solenoid for use with most battery-operated controllers
- Operates in low-flow and Landscape Drip applications when a 200 mesh filter is installed upstream
- **Not recommended for use with two-wire control systems**

### Specifications

- Pressure: 1,0 to 10,4 bar
- 100-DV Non-Flow Control Model: 0,05 to 9,085 m<sup>3</sup>/h; 0,01 to 2,52 l/s. For flows below 0,68 m<sup>3</sup>/h; 0,19 l/s or any Landscape Drip application, use a 200 mesh filter installed upstream
- 100-DVF Flow Control Model: 0,05 to 9,085 m<sup>3</sup>/h; 0,01 to 2,52 l/s; For flows below 0,68 m<sup>3</sup>/h; 0,19 l/s or any Landscape Drip application, use a 200 mesh filter installed upstream
- Water Temperature: Up to 43° C
- Ambient air temperature: Up to 52° C
- 24 VAC 50/60 Hz (cycles per second) solenoid power requirement: 0.450A inrush current; 0.250A holding current
- Solenoid coil resistance: 38 Ohms

### Dimensions

#### DV Valves

- Height: 11.4 cm
- Length: 11.1 cm
- Length (MB): 14.6 cm
- Width: 8.4 cm

#### DVF Valves

- Height: 14.2 cm
- Length: 11.1 cm
- Length (MM): 14.6 cm
- Width: 8.4 cm



100-DVF

100-DV



DVF Cutaway

### DV and DVF Valve Pressure Loss (bar)

Flow m <sup>3</sup> /h	l/m	100-DV/100-DVF 1" bar
0.23	4	0.23
0.60	10	0.24
1.20	20	0.26
3.60	60	0.32
4.50	75	0.35
6.00	100	0.41
9.00	150	0.59

### 100-DV Angle, MxB Valve Pressure Loss (bar)

Flow m <sup>3</sup> /h	l/m	100-DV/100-DVF 1" bar
0.23	4	0.17
0.60	10	0.19
1.20	20	0.21
3.60	60	0.26
4.50	75	0.30
6.00	100	0.44
9.00	150	0.86

*Note: DV/DVF Male x barb not recommended for flows exceeding 30 gpm (6.81 m<sup>3</sup>/h, 113.56 l/m)*

### Models

Select models shown. Review your regional price list for complete availability.

- 075-DV: ¾" female threaded inlet and outlet
- I100-DV: 1" BSP female x female\*
- I100-DV-MM: 1" male x male\*
- 100-DV-MM-9V: 1" male x male, latching solenoid\*
- I100-DVF: 1" BSP female x female\*

\* Available with NPT threads

### Recommendations

1. Rain Bird recommends flow rates that result in discharge velocities in the supply line not to exceed 2.3 m/s in order to reduce the effects of water hammer.
2. Rain Bird residential valves cannot be used with PRS pressure regulating modules.
3. **Not recommended for use with 2-wire decoder systems like ESP-LXD.**

### How to Specify

#### I100 - DV - MM

Optional Configuration  
MM: Male x Male  
MM-9V: Male x Male, latching solenoid  
TBOS: TBOS latching solenoid

Model  
DV: Remote Control Valve  
DVF: Remote Control Valve with Flow Control

Size  
I100: 1"

*This specifies an I100-DV valve; 1" (26/34) male x male. Note: For non-U.S. applications it is necessary to specify NPT or BSP thread type (1" only).*

## HV Series

High Value Valve. High Performance. Big Savings.

### Features

- Patented, eccentric, balanced pressure, Buna-N diaphragm with self-cleaning 200 micron pilot water filter and captured stainless steel spring – Eccentric design provides smoother closing, less water hammer
- Only four durable, captured multi-drive bonnet screws that come out with half the number of turns for fast and easy servicing – at least twice as fast as the competition
- Glass-filled polypropylene body for strength (slip by slip model bodies are PVC)
- All popular model configurations available
- Compact design, 6.5 cm spin radius for tight installations
- Reverse flow, normally closed design
- External bleed to manually flush system of dirt and debris during installation and system start-up
- Internal bleed for spray-free manual operation
- Operates in low-flow and Landscape Drip applications when a 74 micron filter is installed upstream

### Specifications

- Pressure: 1,0 to 10,3 bar
- Flow: 0,05 to 6,82 m<sup>3</sup>/h; 0,01 to 1,89 l/s; for flows below 0,68 m<sup>3</sup>/h; 0,19 l/s or any Landscape Drip application, use a 200 mesh filter installed upstream
- Operating Temperatures: Water temperature up to 43° C; ambient temperature up to 52° C
- 24 VAC 50/60 Hz (cycles/sec.) solenoid
- Inrush current: 0.290A at 50/60 Hz
- Holding current: 0.091A at 50/60 Hz
- Solenoid Coil resistance: 70-85 Ohms (4.4° C - 43° C)



### HV Valve Pressure Loss (bar)

### METRIC

Flow m <sup>3</sup> /h	l/m	1" HV bar	1" HV-MB bar
0.25	4.17	0.11	0.12
0.75	12.50	0.14	0.14
1.00	16.67	0.16	0.16
2.00	33.34	0.23	0.19
5.00	83.35	0.32	0.31
7.50	125.03	0.42	0.94

\* Rain Bird recommends flow rates in the supply line not to exceed 2.3 m/s in order to reduce the effects of water hammer

### Dimensions

- Height: 11.7 cm
- Height (F): 14.3 cm
- Height (MM): 11.4 cm
- Length: 11.2 cm
- Length (MM): 14.4 cm
- Width: 7.9 cm

### Models

Select models shown. Review your regional price list for complete availability.

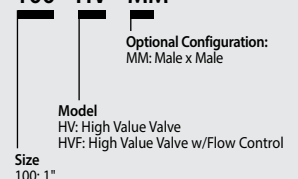
- I100-HV-BSP: 1" BSP female x female
- I100-HVF-BSP: 1" BSP female x female
- I100-HVF-BSP-9V: 1" BSP female x female, 9V DC Latching Solenoid
- I100-HV-MM: 1" male x male
- I100-HV-MM-9V: 1" male x male, 9V DC Latching Solenoid

### Recommendations

1. Rain Bird recommends flow rates that result in discharge velocities in the supply line not to exceed 2.3 m/s in order to reduce the effects of water hammer.
2. Rain Bird residential valves cannot be used with PRS pressure regulating modules.
3. Not recommended for use with 2-wire decoder systems like ESP-LXD.

### How to Specify

100 - HV - MM



Note: For non-U.S. applications it is necessary to specify NPT or BSP thread type (1" only)

## PGA Series

Plastic Globe and Angle Valves. The Toughest, Most Reliable Valves In their Class

### Features

- Water-tight seal between the body and bonnet for maximum confidence, even in the most extreme conditions
- Robust construction and electrical design for quiet performance you can count on
- Filtered pilot flow to resist debris and clogging
- Slow closing to prevent water hammer and subsequent system damage
- Normally closed, forward flow design Accepts latching solenoid for use with Rain Bird battery-operated controllers
- Multi-drive screws (Phillips, flathead, hexagonal) for easy maintenance\*
- Manual internal bleed operates the valve without allowing water into the valve box. This allows the pressure regulator to be adjusted without turning the valve on at the controller
- One-piece solenoid design with captured plunger and spring for easy servicing. Prevents loss of parts during field service
- Three-year trade warranty
- Accommodates optional, field-installed PRS-D pressure regulating dial to ensure optimum sprinkler performance
- Accepts latching solenoid for use with Rain Bird battery-operated controllers

### Options

- Accommodates optional, field installed PRS-D pressure regulating module to ensure optimum sprinkler performance
- Accepts latching solenoid for use with Rain Bird battery-operated controllers up to 10.35 bar
- Compatible with ESP-LXD decoders

### Specifications

- Pressure: 1.04 to 10.4 bar
- Flow without PRS-D option: 0.45 to 34.05 m<sup>3</sup>/h; 7.8 to 568 l/m
- Flow with PRS-D option: 1.14 to 34.05 m<sup>3</sup>/h; 19.2 to 568 l/m
- Water temperature: Up to 43° C
- Ambient temperature: Up to 52° C
- 24VAC 50/60Hz (cycles/sec) solenoid power requirement
- Inrush current: 0.41A (9.9VA) at 50/60Hz
- Holding current: 0.14A (3.43VA) at 50/60Hz
- Solenoid coil resistance: 30-39 Ohms, nominal



#### Extreme Durability

The PGA valve maintains a strong, worry-free seal between the body and bonnet, no matter the conditions. PGA valves were exposed to extreme temperature swings and intense pressures. The result—zero leaks.\*



#### Pressure-Resistant Seal

The PGA valve's body-to-bonnet seal is built to overcome the intense water pressure typical of many commercial sites. Faced with repeated pressure surges well into the triple digits, our valves outlasted the nearest competitor more than 2 1/2 times to 1.\*

### PGA Series Valve Pressure Loss (bar)

Flow m <sup>3</sup> /h	Flow l/m	100-PGA Globe 2.5cm	100-PGA Angle 2.5cm	150-PGA Globe 3.8cm	150-PGA Angle 3.8cm	200-PGA Globe 5.1cm	200-PGA Angle 5.1cm
0.5	7.6	0.35	0.30	-	-	-	-
1.2	20	0.38	0.35	-	-	-	-
3	50	0.41	0.38	-	-	-	-
6	100	0.43	0.38	0.10	0.07	-	-
9	150	0.48	0.51	0.22	0.14	0.08	0.07
12	200	-	-	0.38	0.23	0.12	0.07
15	250	-	-	0.61	0.36	0.17	0.10
18	300	-	-	0.86	0.51	0.24	0.13
21	350	-	-	1.16	0.70	0.33	0.18
24	400	-	-	-	-	0.43	0.23
27	450	-	-	-	-	0.54	0.30
30	500	-	-	-	-	0.66	0.36
34	568	-	-	-	-	0.83	0.45

### Dimensions

Model	Height	Length	Width
• 100-PGA	18.4 cm	14.0 cm	8.3 cm
• 150-PGA	20.3 cm	17.2 cm	8.9 cm
• 200-PGA	25.4 cm	19.7 cm	12.7 cm

*Note: PRS-Dial adds 5.1 cm to valve height*

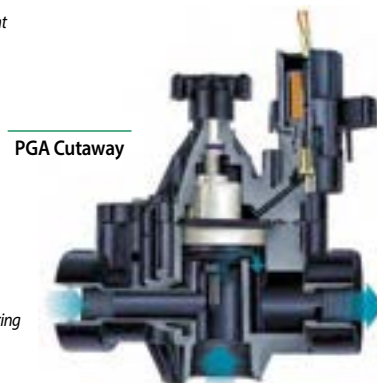
### Models

- 100-PGA: 1"
- 100-PGA-9V: 1"
- 150-PGA: 1 1/2"
- 150-PGA-9V: 1 1/2"
- 200-PGA: 2"
- 200-PGA-9V: 2"

*BSP threads available; specify when ordering*

### Recommendations

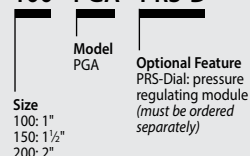
1. Rain Bird recommends flow rates in the supply line not to exceed 2.29 m/s in order to reduce the effects of water hammer
2. For flows below 1.14 m<sup>3</sup>/h; 19.2 l/m, Rain Bird recommends use of upstream filtration to prevent debris from collecting below the diaphragm
3. For flows below 2.27 m<sup>3</sup>/h; 37.8 l/m Rain Bird recommends the flow control stem be turned down two full turns from the fully open position



150-PGA

### How to Specify

#### 100 - PGA - PRS-D



*Note: Valve and PRS-Dial module must be ordered separately. For non-U.S. applications, it is necessary to specify NPT or BSP thread type.*

\*Based on 2013 testing conducted at Rain Bird's Product Research Facility in Tucson, AZ.



## PGA-IVM Series

NEW

Plastic Globe and Angle Valves. The Toughest, Most Reliable Valves In their Class. Now available with the Integrated Valve Module "smart solenoid" (IVM-SOL) preinstalled

### Features

- **Best-in-Class Valves:** With industry-leading reliability and performance, the Rain Bird PGA Series of commercial valves are now even better with preinstalled IVM-SOL
- **Next Generation Two-Wire System:** The ESP-LXIVM Two-Wire Controller is the next leap forward—simplifying installation, improving reliability and enabling more troubleshooting features that save time
- **Performance and Reliability:** With 50% fewer connections, an IVM Smart Valve is already 200% more reliable out of the box versus using a valve and decoder
- Globe and angle configuration for flexibility in design and installation
- PVC and glass reinforced nylon construction
- Filtered pilot flow to resist debris and clogging of solenoid ports
- Slow closing to prevent water hammer and subsequent system damage
- Manual internal bleed operates the valve without allowing water into the valve box
- One-piece solenoid design with captured plunger and spring for easy servicing prevents loss of parts during field service
- Non-rising flow control handle adjusts water flows as needed
- Normally closed, forward flow design

### Options

- Accommodates optional, field installed PRS-D pressure regulating module to ensure optimum sprinkler performance. Regulates up to 6.9 bar

### Specifications

- Pressure: 1.04 to 10.4 bar
- Flow without PRS-D option: 0.45 to 34.05 m<sup>3</sup>/h; 7.8 to 568 l/m
- Flow with PRS-D option: 1.14 to 34.05 m<sup>3</sup>/h; 19.2 to 568 l/m
- Water temperature: Up to 43° C
- Ambient temperature: Up to 52° C
- 26.5 Vrms 50/60 Hz (cycles/sec) power requirement
- Inrush current: <40mA (Peak)
- Quiescent current: <0.4mA (ave.)
- Voltage range: 15.6 - 29.2 Vrms
- Compatible with LXIVM controllers



#### Extreme Durability

The PGA valve maintains a strong, worry-free seal between the body and bonnet, no matter the conditions. PGA valves were exposed to extreme temperature swings and intense pressures. The result—zero leaks.\*



#### Pressure-Resistant Seal

The PGA valve's body-to-bonnet seal is built to overcome the intense water pressure typical of many commercial sites. Faced with repeated pressure surges well into the triple digits, our valves outlasted the nearest competitor more than 2 1/2 times to 1.\*

### PGA-IVM Series Valve Pressure Loss (bar)

Flow m <sup>3</sup> /h	Flow l/m	IVM100		IVM150		IVM200	
		PGA Globe 2.5cm	PGA Angle 2.5cm	PGA Globe 3.8cm	PGA Angle 3.8cm	PGA Globe 5.1cm	PGA Angle 5.1cm
0.5	7.6	0.35	0.30	-	-	-	-
1.2	20	0.38	0.35	-	-	-	-
3	50	0.41	0.38	-	-	-	-
6	100	0.43	0.38	0.10	0.07	-	-
9	150	0.48	0.51	0.22	0.14	0.08	0.07
12	200	-	-	0.38	0.23	0.12	0.07
15	250	-	-	0.61	0.36	0.17	0.10
18	300	-	-	0.86	0.51	0.24	0.13
21	350	-	-	1.16	0.70	0.33	0.18
24	400	-	-	-	-	0.43	0.23
27	450	-	-	-	-	0.54	0.30
30	500	-	-	-	-	0.66	0.36
34	568	-	-	-	-	0.83	0.45

### Dimensions

Model	Height	Length	Width
• IVM100PGA	18.4 cm	14.0 cm	8.3 cm
• IVM150PGA	20.3 cm	17.2 cm	8.9 cm
• IVM200PGA	25.4 cm	19.7 cm	12.7 cm

Note: PRS-Dial adds 5.1 cm to valve height

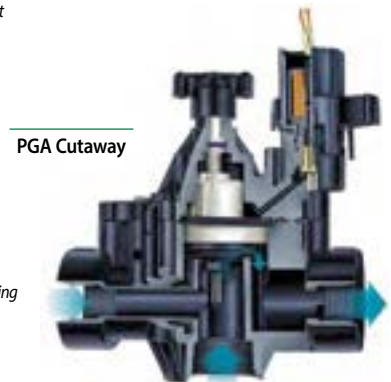
### Models

- IVM100PGA: 1" Valve with IVM-SOL
- IVM150PGA: 1.5" Valve with IVM-SOL
- IVM200PGA: 2" Valve with IVM-SOL

BSP threads available; specify when ordering

### Recommendations

1. Rain Bird recommends flow rates in the supply line not to exceed 2.29 m/s in order to reduce the effects of water hammer
2. For flows below 1.14 m<sup>3</sup>/h; 19.2 l/m, Rain Bird recommends use of upstream filtration to prevent debris from collecting below the diaphragm
3. For flows below 2.27 m<sup>3</sup>/h; 37.8 l/m Rain Bird recommends the flow control stem be turned down two full turns from the fully open position



IVM150PGA

### How to Specify

#### IVM100 - PGA - PRS-D

Size  
100: 1" NPT  
150: 1 1/2" NPT  
200: 2" NPT

Optional Feature  
PRS-Dial: pressure regulating module (must be ordered separately)

Model  
PGAIVM

Note: Valve and PRS-Dial module must be ordered separately. For non-U.S. applications, it is necessary to specify NPT or BSP thread type.

## PEB / PESB Series

Best-in-class Professional Series Plastic Irrigation Valves

### Features

- Durable glass-filled nylon construction with fabric-reinforced rubber diaphragm for long life and reliable performance
- Globe configuration
- Normally closed, forward flow design
- Slow closing to prevent water hammer and subsequent system damage
- Low flow capability for a wide range of applications
- One-piece solenoid design with captured plunger and spring for easy servicing. Prevents loss of parts during field service
- Flow control handle adjusts water flows as needed
- Manual internal bleed manually operates the valve without allowing water into the valve box; allows pressure regulator to be adjusted without turning the valve on at the controller first
- Manual external bleed permits flushing debris from the system. Recommended for system start up and after repairs
- Stainless steel studs molded into the body. Bonnet can be attached and removed more easily and more often without damaging threads
- Nylon scrubber scrapes a stainless steel screen to clean and break down grit and plant material. Prevents debris build-up and clogging (PESB Series only)
- Five-year trade warranty

### Specifications

- Pressure: 1.4 to 13.8 bar
- Flow without PRS-D option: 0.06 to 45 m<sup>3</sup>/h; 0.02 to 12.60 l/s
- Flow with PRS-D option: 1.14 to 68 m<sup>3</sup>/h; 0.32 to 18.9 l/s
- Temperature: Up to 66° C
- 24VAC 50/60Hz (cycles/sec) solenoid power requirement
- Inrush current: 0.41A (9.9VA) at 50/60Hz
- Holding current: 0.14A (3.43VA) at 50/60Hz
- Solenoid coil resistance: 30-39 Ohms, nominal

### Options

- Accommodates optional, field installed PRS-D pressure regulating module to ensure optimum sprinkler performance. Regulates up to 6.9 bar
- Accepts latching solenoid for use with Rain Bird battery-operated controllers up to 10,35 bar
- Compatible with ESP-LXD decoders
- Optional purple flow control handle for non-potable water applications PEB-NP-HAN1 (1"); PEB-NP-HAN2 (1 1/2" and 2"); BPE-NP-HAN (3")



150-PEB



150-PESB



PEB-NP-HAN

### How to Specify

#### 100 - PEB - PRS-D

Size	Model	Optional Feature
100: 1"	PEB	PRS-Dial: pressure regulating module (must be ordered separately)
150: 1½"	PESB	
200: 2"		
300: 3"		

Note: Valve and PRS-Dial module must be ordered separately. For non-U.S. applications, it is necessary to specify NPT or BSP thread type.

**Dimensions**

Model	Height	Length	Width
• 100-PEB and 100-PESB:	16.5 cm	10.2 cm	10.2 cm
• 150-PEB and 150-PESB:	20.3 cm	15.2 cm	15.2 cm
• 200-PEB and 200-PESB:	20.3 cm	15.2 cm	15.2 cm
• 300-PESB:	34.6 cm	20.3 cm	17.8 cm

*Note: The PRS-Dial option adds 5.1 cm to valve height*

**Models**

- 100-PEB and 100-PESB: 1"
- 150-PEB and 150-PESB: 1½"
- 200-PEB and 200-PESB: 2"
- 300-PESB: 3" NEW

*BSP threads available; specify when ordering*

**Recommendations**

1. Rain Bird recommends flow rates in the supply line not to exceed 2.29 m/s in order to reduce the effects of water hammer
2. For flows below 1.14 m<sup>3</sup>/h; 19.2 l/m, Rain Bird recommends use of upstream filtration to prevent debris from collecting below the diaphragm
3. For flows below 2.27 m<sup>3</sup>/h; 37.8 l/m Rain Bird recommends the flow control stem be turned down two full turns from the fully open position
4. For PRS-Dial applications, Rain Bird recommends the installation of a pressure-regulating master valve or inline pressure regulator when the inlet pressure exceeds 6.9 bar



PEB Cutaway



PESB Cutaway

PEB and PESB Series Valve Pressure Loss (bar)				METRIC
Flow m <sup>3</sup> /h	Flow l/m	100-PEB 2.5cm	150-PEB 3.8cm	200-PEB 5.1cm
0.06	1	0.06	-	-
0.3	5	0.09	-	-
0.6	10	0.10	-	-
1.2	20	0.12	-	-
3	50	0.15	-	-
6	100	0.32	0.26	-
9	150	0.68	0.24	-
12	200	-	0.26	0.33
15	250	-	0.33	0.32
18	300	-	0.42	0.32
21	350	-	0.57	0.34
24	400	-	0.74	0.41
27	450	-	0.92	0.51
30	500	-	1.14	0.64
33	550	-	1.38	0.77
36	600	-	-	0.90
39	650	-	-	1.04
42	700	-	-	1.18
45	757	-	-	1.34

300 PESB Series Valve Pressure Loss (bar)			METRIC
Flow m <sup>3</sup> /h	Flow l/m	300-PESB 3" (Globe)	300-PESB 3" (Angle)
13.63	227.12	0.46	0.47
18.17	302.83	0.35	0.41
22.71	378.54	0.22	0.24
27.25	454.25	0.12	0.12
31.80	529.96	0.12	0.14
36.34	605.66	0.14	0.14
40.88	681.37	0.15	0.14
45.42	757.08	0.19	0.17
56.78	946.35	0.28	0.23
68.14	1135.62	0.34	0.31

**Notes**

1. Loss values are with flow control fully open
2. PRS-Dial recommended for use in shaded area only

## PE-IVM Series

NEW

Best-in-class Professional Series Plastic Irrigation Valves. Now available with the Integrated Valve Module "smart solenoid" (IVM-SOL) preinstalled

### Features

- **Best-in-Class Valves:** With industry-leading reliability and performance, the Rain Bird PEB/PESB Series of commercial valves are now even better with preinstalled IVM-SOL
- **Next Generation Two-Wire System:** The ESP-LXIVM Two-Wire Controller is the next leap forward—simplifying installation, improving reliability and enabling more troubleshooting features that save time
- **Performance and Reliability:** With 50% fewer connections, an IVM Smart Valve is already 200% more reliable out of the box versus using a valve and decoder
- Body constructed of durable glass-filled nylon for long life and heavy-duty performance at 13.80 bar pressure
- Stainless steel studs molded into the body. Bonnet can be attached and removed more easily without damaging threads
- One-piece solenoid design with captured plunger and spring for easy servicing. Prevents loss of parts during field service
- External bleed protects the solenoid ports from debris when system is flushed
- Internal bleed operates the valve without allowing water into the valve box; allows pressure regulator to be adjusted without turning on the valve at the controller first
- Low flow operating capability (0.06 m<sup>3</sup>/h; 1.2 l/m) for a wide range of applications. For flows below 1.14 m<sup>3</sup>/h; 19.2 l/m or any Xerigation® application, install Rain Bird Y filter upstream
- Slow closing to prevent water hammer and subsequent system damage
- **PESBIVM only:** Scrubber scrapes its stainless steel screen clean to break down grit and plant material. Prevents debris build-up and clogging

### Options

- Accommodates optional, field installed PRS-D pressure regulating module to ensure optimum sprinkler performance. Regulates up to 6.9 bar
- Optional purple flow control handle for non-potable water applications PEB-NP-HAN1 (1"); PEB-NP-HAN2 (1 1/2" and 2")

### Specifications

- Pressure: 1.4 to 13.8 bar
- Flow without PRS-D option: 0.06 to 45 m<sup>3</sup>/h; 0.02 to 12.60 l/s
- Flow with PRS-D option: 1.14 to 45 m<sup>3</sup>/h; 0.32 to 12.60 l/s
- Temperature: Up to 66° C
- 26.5 Vrms 50/60 Hz (cycles/sec) power requirement
- Inrush current: <40mA (Peak)
- Quiescent current: <0.4mA (ave.)
- Voltage Range: 15.6 - 29.2 Vrms
- Compatible with LXIVM controllers



IVM150PESB

PE-IVM Series Valve Pressure Loss (bar)				METRIC
Flow m <sup>3</sup> /h	Flow l/m	IVM100PEB 2.5cm	IVM150PEB 3.8cm	IVM200PEB 5.1cm
0.06	1	0.06	-	-
0.3	5	0.09	-	-
0.6	10	0.10	-	-
1.2	20	0.12	-	-
3	50	0.15	-	-
6	100	0.32	0.26	-
9	150	0.68	0.24	-
12	200	-	0.26	0.33
15	250	-	0.33	0.32
18	300	-	0.42	0.32
21	350	-	0.57	0.34
24	400	-	0.74	0.41
27	450	-	0.92	0.51
30	500	-	1.14	0.64
33	550	-	1.38	0.77
36	600	-	-	0.90
39	650	-	-	1.04
42	700	-	-	1.18
45	757	-	-	1.34

### Notes

1. Loss values are with flow control fully open
2. PRS-Dial recommended for use in shaded area only

### Dimensions

Model	Height	Length	Width
• IVM100PEB / IVM100PESB:	16.5 cm	10.2 cm	10.2 cm
• IVM150PEB / IVM150PESB:	20.3 cm	15.2 cm	15.2 cm
• IVM200PEB / IVM200PESB:	20.3 cm	15.2 cm	15.2 cm

Note: The PRS-Dial option adds 2" (5.1 cm) to valve height

### Models

- IVM100PEB and IVM100PESB: 1" NPT
- IVM150PEB and IVM150PESB: 1 1/2" NPT
- IVM200PEB and IVM200PESB: 2" NPT

BSP threads available; specify when ordering

### Recommendations

1. Rain Bird recommends flow rates in the supply line not to exceed 2.29 m/s in order to reduce the effects of water hammer
2. For flows below 1.14 m<sup>3</sup>/h; 19.2 l/m, Rain Bird recommends use of upstream filtration to prevent debris from collecting below the diaphragm
3. For flows below 2.27 m<sup>3</sup>/h; 37.8 l/m Rain Bird recommends the flow control stem be turned down two full turns from the fully open position
4. For PRS-Dial applications, Rain Bird recommends the installation of a pressure-regulating master valve or inline pressure regulator when the inlet pressure exceeds 6.9 bar



PEB Cutaway

### How to Specify

#### IVM100 - PEB - PRS-D

Size  
100: 1" NPT  
150: 1 1/2" NPT  
200: 2" NPT

Optional Feature  
PRS-Dial: pressure regulating module (must be ordered separately)

Model  
PEBIVM  
PESBIVM: Scrubber model

Note: Valve and PRS-Dial module must be ordered separately. For non-U.S. applications, it is necessary to specify NPT or BSP thread type.

## EFB-CP Series Brass Valves

Highly durable Brass Irrigation Valves - Globe Configuration

### Features

- Reliable performance even in dirty water applications. Self-flushing filter resists debris build-up
- Rugged red brass construction for longer life
- Durable, fabric-reinforced diaphragm composed of EPDM, a rubber material which is chlorine and chemical resistant
- Normally closed, reverse flow design ensures valve will fail in the closed position if a tear or rip in the diaphragm occurs. Prevents flooding, water waste and landscape damage
- Slow closing to prevent water hammer and subsequent system damage
- One-piece solenoid design with captured plunger and spring for easy servicing. Prevents loss of parts during field service
- Manual internal bleed operates the valve without allowing water into the valve box. Allows pressure regulator adjustment without turning on the controller
- Manual external bleed permits flushing debris from the system. Recommended for system start up and other repairs
- Contamination-proof, self-flushing filter screen resists debris build-up. Water flow continuously flushes the screen, dislodging particles and debris before they can accumulate and clog the filter
- Reclaimed water compatible: all models now feature EPDM diaphragms and chlorine-resistant parts as standard equipment
- Three-year trade warranty



EFB-CP Series Brass Valve



200-EFB-CP

### How to Specify

#### 100 - EFB-CP - PRS-D

Size	Model	Optional Feature
100: 1" NPT	EFB-CP	PRS-Dial: pressure regulating module (must be ordered separately)
150: 1½" NPT		
200: 2" NPT		

Note: Valve and PRS-Dial module must be ordered separately.

## EFB-CP Series Brass Valves (cont.)

### Options

- Accommodates optional, field installed PRS-D pressure regulating module to ensure optimum sprinkler performance. Regulates up to 6.9 bar
- Accepts latching solenoid for use with Rain Bird battery-operated controllers up to 10.35 bar
- Compatible with ESP-LXD decoders
- Optional purple flow control handle for non-potable water applications IVMEFBHANB

### Specifications

- Pressure: 1.04 to 13.80 bar
- Flow with/without PRS-D: 1.14 to 45.40 m<sup>3</sup>/h; 0.32 to 12.60 l/s
- Temperature: up to 66° C
- 24VAC 50/60Hz (cycles/sec) solenoid power requirement
- Inrush current: 0.21A (5.0VA) at 50/60Hz
- Holding current: 0.10A (2.4VA) at 50/60Hz
- Solenoid coil resistance: 45-55 Ohms (50 nominal)

### Dimensions

Model	Height	Length	Width
• 100-EFB-CP:	15.2 cm	11.4 cm	8.3 cm
• 150-EFB-CP:	16.5 cm	14 cm	11.4 cm
• 200-EFB-CP:	17.8 cm	17.1 cm	14.6 cm

**Note:** The PRS-Dial option adds 2" (5.1 cm) to the valve height

### Models

- 100-EFB-CP: 1" NPT
- 150-EFB-CP: 1½" NPT
- 200-EFB-CP: 2" NPT\*

\* BSP threads available; specify when ordering

### Recommendations

1. Rain Bird recommends flow rates in the supply line not to exceed 2.29 m/s in order to reduce the effects of water hammer
2. For flows below 1.14 m<sup>3</sup>/h; 19.21 l/m, Rain Bird recommends use of upstream filtration to prevent debris from collecting below the diaphragm
3. For flows below 2.27 m<sup>3</sup>/h; 37.8 l/m Rain Bird recommends the flow control stem be turned down two full turns from the fully open position

EFB-CP Series Valve Pressure Loss (bar)				METRIC
Flow m <sup>3</sup> /h	Flow l/m	100-EFB-CP 2.5cm	150-EFB-CP 3.8cm	200-EFB-CP 5.1cm
1	19	0.01	-	-
3	50	0.07	-	-
6	100	0.27	0.19	0.04
9	150	0.56	0.14	0.05
12	200	-	0.25	0.09
15	250	-	0.38	0.14
18	300	-	0.51	0.16
21	350	-	0.70	0.23
24	400	-	0.91	0.30
27	450	-	1.13	0.40
30	500	-	-	0.49
33	550	-	-	0.58
36	600	-	-	0.68
39	650	-	-	0.79
42	700	-	-	0.92
45	757	-	-	1.09

### Notes

1. Loss values are with flow control fully open
2. PRS-Dial module recommended for all flow rates

## EFB-CP IVM Series Brass Valves NEW

Classic Hardware. Innovative Performance.

### Features

- **Best-in-Class Valves:** With industry-leading reliability and performance, the Rain Bird EFB-CP Series of commercial valves are now even better with preinstalled IVM-SOL
- **Next Generation Two-Wire System:** The ESP-LXIVM Two-Wire Controller is the next leap forward—simplifying installation, improving reliability and enabling more troubleshooting features that save time
- **Performance and Reliability:** With 50% fewer connections, an IVM Smart Valve is already 200% more reliable out of the box versus using a valve and decoder
- **Reliable performance even in dirty water applications.** Self-flushing filter resists debris build-up
- **Rugged red brass construction for longer life**
- **Normally closed, reverse flow design ensures valve will fail in the closed position** if a tear or rip in the diaphragm occurs. Prevents flooding, water waste and landscape damage
- **Slow closing to prevent water hammer and subsequent system damage**
- **One-piece solenoid design with captured plunger and spring for easy servicing.** Prevents loss of parts during field service
- **Manual internal bleed operates the valve without allowing water into the valve box.** Allows pressure regulator adjustment without turning on the controller
- **Manual external bleed permits flushing debris from the system.** Recommended for system start up and other repairs
- **Contamination-proof, self-flushing filter screen resists debris build-up.** Water flow continuously flushes the screen, dislodging particles and debris before they can accumulate and clog the filter
- **Reclaimed water compatible:** all models now feature EPDM diaphragms and chlorine-resistant parts as standard equipment
- **Options (order separately)**
  - Accommodates optional, field installed PRS-D pressure regulating module to ensure optimum sprinkler performance
  - Optional purple flow control handle for non-potable water applications: P/N 236927, IVMEFBHANB

### Specifications

- Pressure: 1.04 to 13.80 bar
- Flow with/without PRS-D: 1.14 to 45.40 m<sup>3</sup>/h; 0.32 to 12.60 l/s
- Temperature: up to 66° C

### Electrical Specifications

- Power: 26.5 Vrms 50/60 Hz (cycles/sec)
- Inrush current: <40mA (Peak)
- Quiescent current: <0.4mA (ave.)
- Voltage Range: 15.6 - 29.2 Vrms
- Compatible with LXIVM controllers



EFB-CP Series Brass Valve

### How to Specify

<b>IVM</b>	<b>100</b>	<b>EFB</b>
Size	Model	
100: 1" NPT	EFB-CP	
150: 1½" NPT		
200: 2" NPT		
Preinstalled IVM-SOL Solenoid		

Note: Valve and PRS-Dial module must be ordered separately.

## EFB-CP IVM Series Brass Valves (cont.)

### Dimensions

Model	Height	Length	Width
• IVM100EFB:	15.2 cm	11.4 cm	8.3 cm
• IVM150EFB:	16.5 cm	14 cm	11.4 cm
• IVM200EFB:	17.8 cm	17.1 cm	14.6 cm

**Note:** The PRS-Dial option adds 5.1 cm to the valve height

### Models

- IVM100EFB: 1" Brass Valve with IVM-SOL
- IVM150EFB: 1½" Brass Valve with IVM-SOL
- IVM200EFB: 2" Brass Valve with IVM-SOL

### Recommendations

1. Rain Bird recommends flow rates in the supply line not to exceed 2.29 m/s in order to reduce the effects of water hammer
2. For flows below 1.14 m<sup>3</sup>/h; 19.21 l/m, Rain Bird recommends use of upstream filtration to prevent debris from collecting below the diaphragm
3. For flows below 2.27 m<sup>3</sup>/h; 37.8 l/m Rain Bird recommends the flow control stem be turned down two full turns from the fully open position

EFB-CP IVM Series Valve Pressure Loss (bar)				METRIC
Flow m <sup>3</sup> /h	Flow l/m	IVM100EFB 2.5cm	IVM150EFB 3.8cm	IVM200EFB 5.1cm
1	19	0.01	-	-
3	50	0.07	-	-
6	100	0.27	0.19	0.04
9	150	0.56	0.14	0.05
12	200	-	0.25	0.09
15	250	-	0.38	0.14
18	300	-	0.51	0.16
21	350	-	0.70	0.23
24	400	-	0.91	0.30
27	450	-	1.13	0.40
30	500	-	-	0.49
33	550	-	-	0.58
36	600	-	-	0.68
39	650	-	-	0.79
42	700	-	-	0.92
45	757	-	-	1.09

### Notes

1. Loss values are with flow control fully open
2. PRS-Dial module recommended for all flow rates



## 300-BPES Brass Valves

3" Brass Master Valve - Globe and angle configuration

### Features

- Unique hybrid construction featuring durable red brass body and glass-filled nylon bonnet for long life at a value price
- Normally closed, forward flow design
- Slow closing to prevent water hammer and subsequent system damage
- Robust solenoid provides dependable performance even during constant operation
- Flow control handle adjusts water flows as needed and incorporates a brass thread insert for longer life
- Manual internal bleed operates the valve without allowing water into the valve box. Allows pressure regulator adjustment without turning the valve on at the controller
- Manual external bleed permits flushing debris from the system. Recommended for system start up and repairs
- Highly efficient operation with extremely low pressure loss
- Patented nylon scrubber scrapes a stainless steel screen to clean and break down grit and plant material. Prevents debris build-up and clogging
- Three-year trade warranty

### Options

- Accommodates field-installed PRS-D pressure regulating module to ensure optimum sprinkler performance
- Purple flow control handle for non-potable water applications (BPE-NP-HAN)
- Latching solenoid for use with Rain Bird battery-operated controllers up to 10.4 bar

### Specifications

- Pressure: 1.4 to 13.8 bar
- Flow with/without PRS-D option: 13.6 to 68.1 m<sup>3</sup>/h; 3.78 to 18.90 l/s)
- Temperature: up to 60° C
- Power: 24 VAC 50/60 Hz (cycles/sec) solenoid
- Inrush current: 0.41 A (9.8 VA) at 50/60Hz
- Holding current: 0.14 A (3.43 VA) at 50/60Hz
- Coil resistance: 30-39 Ohms, nominal

### Dimensions

Model	Height	Length	Width
• 300	34.61 cm	20.32 cm	17.78 cm

### Models

- 300-BPES: 3" NPT

BSP threads available; specify when ordering

### Recommendations

1. Rain Bird recommends flow rates in the supply line not to exceed 2.29 m/s in order to reduce the effects of water hammer.
2. For flows below 1.14 m<sup>3</sup>/h; 19.2 l/m, Rain Bird recommends use of upstream filtration to prevent debris from collecting below the diaphragm.
3. For flows below 2.27 m<sup>3</sup>/h; 37.8 l/m Rain Bird recommends the flow control stem be turned down two full turns from the fully open position.

### BPES 3" Valve Pressure Loss (bar)

Flow m <sup>3</sup> /h	l/s	Globe	Angle
13.6	227	0.46	0.47
24	400	0.19	0.21
36	600	0.14	0.14
48	800	0.21	0.19
60	1000	0.29	0.26
68	1136	0.34	0.31

### Notes

1. Loss values are with flow control fully open
2. PRS-Dial module recommended for all flow rates



300-BPES



BPES Cutaway

### How to Specify

#### 300 - BPES - PRS-D

Size 3"	Model BPES	Optional Feature PRS-Dial: pressure regulating module (must be ordered separately)
------------	---------------	--

Note: Valve and PRS-Dial module must be ordered separately. For non-U.S. applications, it is necessary to specify NPT or BSP thread type.

## PVC Manifold System

Complete Male and Female Manifold System

### Features

- Telescoping Manifold System allows valve replacement (with different lay lengths) without any cutting or adding new parts
- Big O-Rings to insure no leaking
- Parts are all hand tightened
- Female valve connectors connect directly to male valves without the need for an adapter
- Male Valve Connectors connect directly to female valves without the need for a coupling
- No Teflon® tape needed for assembly

### Specifications

- Operating Pressure: 10,5 bar

### Models

Select models shown. Review your regional price list for complete availability.

#### RB 1300 Series - Male Valve Connectors

- RB1301-010: Union Tee 1" F X 1" M Swivel X 1" M
- RB1301-210: 1" F X 2 outlets 1" M Swivel X 1" M
- RB1303-010: Tee double Swivel 2 outlets 1" M Swivel X 1" F
- RB1306-010: Union Elbow 1" M X 1" M Swivel
- RB1312-010: Union Elbow 1" F X 1" M Swivel
- RB1320-010: Union Cross 1" F X 2 outlets 1" M Swivel X 1" M
- RB1330-010: Union Coupling 1" F X 1" F
- RB1330-131: Union Coupling 1" F X 3/4" F
- RB1348-010: Cap 1" F
- RB1301-310: 3 outlet manifold 1" F X 3 outlets 1" M Swivel X 1" M
- RB1301-410: 4 outlet manifold 1" F X 4 outlets 1" M Swivel X 1" M

#### RB 1200 Series - Female Valve Connectors

- RB1201-010: Union Tee 1" F X 1" F Swivel X 1" M
- RB1201-210: 1" F X 2 outlets 1" F Swivel X 1" M
- RB1203-010: Tee double Swivel 2 outlets 1" F Swivel X 1" F
- RB1206-010: Union Elbow 1" M X 1" F Swivel
- RB1212-010: Union Elbow 1" F X 1" F Swivel
- RB1220-010: Union Cross 1" F X 1" F Swivel X 1" F Swivel X 1" M
- RB1234-010: 1" Euro adapter
- RB1201-310: 3 outlet manifold M 1" F X 3 outlets 1" F Swivel X 1" M
- RB1201-410: 4 outlet manifold M 1" F X 4 outlets 1" F Swivel X 1" M
- RB1239-131: Adapter 1" M X 3/4" F
- RB1282-010: Adapter 1" M X 1" M
- RB1282-131: Adapter 1" M X 3/4" M



RB 1200 SERIES



RB 1300 SERIES

## MTT-100

Manifold Tee For Electric Valves

### Application

- Manifold tee used to build a valve manifold for 1" (26/34) BSP female threaded valves

### Features

- No tools required
- O-Ring permits watertight connection between tees (no Teflon required)
- Properly spaces valves
- Used to form a valve manifold to accommodate any desired number of valves (1 MTT-100 per electric valve)

### Specifications

- Pressure: up to 10 bars
- 1" male x 1" (26/34) male (with O-ring) x 1" (26/34) female BSP

### Dimensions

- Length: 12 cm

### Model

Select models shown. Review your regional price list for complete availability.

- MTT-100

MTT-100



## PRS-Dial

Pressure Regulating Module

### Features

- The PRS-Dial is an excellent means of regulating outlet pressure at the valve regardless of incoming pressure fluctuations. The visible scale makes adjustment quick and easy. The regulator fits all Rain Bird PGA, PEB, PESB, PESB-R, EFB-CP, and BPES series valves
- Regulates and maintains constant outlet pressure between 1.04 to 6.9 bar within  $\pm 0.21$  bar
- Ergonomic design with snap-tight cover to prevent vandalism
- Waterproof dial cartridge eliminates fogging and binding
- Dial cartridge retrofits into all existing PRS-D units
- Schrader valve connects pressure hose gauge
- Easy field installation. PRS-Dial threads underneath the solenoid and adapter
- Corrosion-resistant glass-filled nylon for rugged performance

### Operating Range

- Pressure: Up to 6.9 bar\*
- Regulation: 1.04 to 6.9 bar
- Flow: Refer to chart

\* While the PRS-Dial unit can withstand pressures up to 13.8 bar, accurate pressure regulation can be maintained only up to 6.9 bar

### Model

- PRS-D

### Application Information

- Proper operation requires inlet pressure to be a minimum of 1.04 bar higher than desired outlet pressure
- For areas with very high pressure or uneven terrain, install sprinklers with PRS pressure regulating stems and/or SAM check valves
- When inlet pressure exceeds 6.9 bar, a pressure regulating master valve or inline pressure regulator is recommended
- Rain Bird does not recommend using the pressure regulating module for applications outside the recommended flow ranges
- To reduce the effects of water hammer, Rain Bird recommends flow rates in the supply line not to exceed 2.29 m/s
- For flows below 2.27 m<sup>3</sup>/h; 37.8 l/m, Rain Bird recommends the flow control stem be turned down two full turns from the fully open position

† Note: Valve and PRS-Dial module must be ordered separately.

### Valve Flow Ranges\*

Model	m <sup>3</sup> /h	l/m
100-PGA	1.14-9.08	19.2-151
150-PGA	6.81-22.70	113-378
200-PGA	9.08-34.05	151-568
100-PEB	1.14-11.35	19.2-189
150-PEB	4.54-34.05	76-568
200-PEB	17.03-45.40	284-757
300-PEB	13.62-68.10	227-1136
100-PESB/PESB-R	1.14-11.35	19.2-189
150-PESB/PESB-R	4.54-34.05	76-568
200-PESB/PESB-R	17.03-45.40	284-757
100-EFB-CP	1.14-11.35	19.2-189
125-EFB-CP	4.54-18.16	76-302
150-EFB-CP	4.54-31.78	76-529
200-EFB-CP	4.54-45.40	76-757
300-BPES	13.62-68.10	227-1136

\* These are the valve flow ranges.



PRS-Dial



PRS-Dial cutaway



150-PEB with PRS-Dial Installation†



300-BPES with PRS-Dial Installation†

## RC Series: 5LRC

Brass Quick-Coupling Valves and Keys

### Applications

Quick-Coupling valves provide underground water supply outlets for installations ranging from residential lawns to city parks. They are installed flush to grade and are used in conjunction with above grade sprinklers or hose.

### Features

- Brass construction
- Key is inserted into top of the valve. A turn of the key opens the valve and releases the water. Remove the key to close the valve
- Thermoplastic cover for durability
- Stainless steel internal valve spring prevents leakage

### Specifications

- 5LRC
- Flow: 7.0 to 16.0 m<sup>3</sup>/h
- Pressure: 0.4 to 8.6 bar

### Quick-Coupling Valves Pressure Loss (bar)

Flow (m <sup>3</sup> /h)	5LRC
7.0	0.30 bar
8.0	0.40 bar
9.0	0.50 bar
10.0	0.61 bar
12.0	0.85 bar
14.0	1.15 bar
16.0	1.48 bar

### Dimensions

- 5LRC - Height: 14.0 cm

### Models

Select models shown. Review your regional price list for complete availability.

- 33DK: Valve key ¾" male and ½" female threads
- 5LRC: 1" BSP female threaded inlet with locking rubber cover
- 55K-1: Valve key 1" BSP male threads



5LRC

## SH Series: SHO and SH2BSP

Brass Swivel Hose Ell

### Applications

The SHO/SH2BSP are connected to the 33DK/55K-1 Quick-Coupling Valve keys. Hose can be pulled in any direction - full 360° swivel - without kinking.

### Features

- Brass construction
- O-Ring seal
- Used in conjunction with the 33DK/55K-1 keys

### Specifications

#### SHO

- Female threaded inlet: ¾"
- Male threaded outlet: ¾"

#### SH2BSP

- Female threaded inlet: 1"
- Male threaded outlet: 1"

### Models

Select models shown. Review your regional price list for complete availability.

- SHO: Swivel Hose Ell ¾"
- SH2BSP: Swivel Hose Ell 1"



SHO

## P-33 Series: P-33 / P-33DK

Plastic Quick-Coupling Valve and Key

### Applications

These Quick-Coupling Valves permit easy access to water from an underground piping system and can be used in conjunction with hose for manual irrigation or cleaning driveways, sidewalks, etc.

### Features

- Used in conjunction with P-33DK "turn and lock" key with ribbed grip
- Delrin™ valve cage
- 2-piece valve body design. 1-piece key
- Stainless steel spring
- Cover snaps on valve body to keep out debris
- Impact resistant plastic with UV-inhibitors
- O-Ring seal

### Specifications

- Maximum operating pressure: 6.2 bars
- Valve: ¾" male threaded inlet
- Key: ¾" male threaded outlet
- ¾" female threaded inlet; ¾" (20/27) male threaded outlet

### P-33 Series Quick-Coupling Valves Pressure Loss (bar)

Flow (m <sup>3</sup> /h)	P-33
2.5	< 0.1
3.0	-0.13
3.5	-0.18
4.0	-0.23
4.5	-0.29
5.0	-0.35

### Dimensions

- Height P-33 Quick Coupling Valve: 13.8 cm
- Height P-33DK Key: 18.0 cm

### Models

Select models shown. Review your regional price list for complete availability.

- P-33: Quick Coupling Valve
- P-33DK: Valve Key for P-33



P-33



P-33DK

## VBA-Series

Polypro Valve Boxes - Valve Boxes with the Best Value for Money.

### Applications

Rectangular and round valve boxes made of plastic permit easy access to electric and manual valves and other equipment used in automatic irrigation installations. These valve boxes are highly recommended for residential systems

### Features

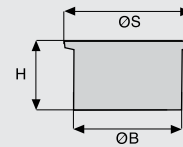
- Boxes made of black polypropylene. Green cover made of same material
- Cover included (except extensions)
- Extensions available for models VBA02674 and VBA02675
- Aesthetic, lightweight, and nest within each other to reduce freight costs
- Lockable cover
- Exclusive T-COVER
- Easy to identify : Molded model number and Rain Bird marking
- Easy to open : Built-in hole and built-in notch for 2 in 1 lifting key
- Pre-cut pipe inlets and outlets. No tools required

### Models

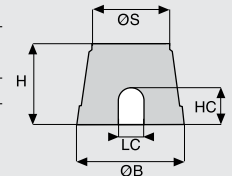
Select models shown (see table below).  
Review your regional price list for complete availability.

### Dimensions

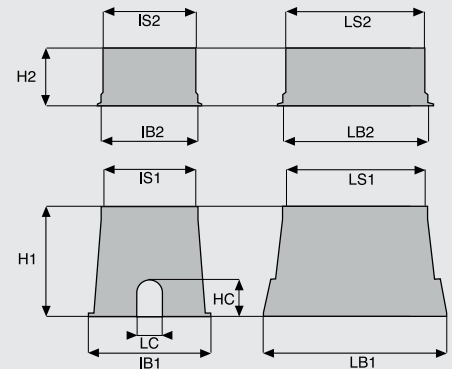
Round valve boxes	VBA17186
ØS Diameter	210 mm
ØB Diameter	180 mm
H Height	120 mm



Round valve boxes	VBA02672	VBA02673
ØS Diameter	160 mm	242 mm
ØB Diameter	200 mm	335 mm
H Height	236.5 mm	255 mm
LC Slots for pipe (Width)	67 mm	52 mm
HC Slots for pipe (Height)	64 mm	89 mm



Extensions	VBA02676	VBA07777
LS2 Length	382 mm	530 mm
IS2 Width	255 mm	380 mm
H2 Height	180 mm	190 mm
LB2 Length	394 mm	550 mm
IB2 Width	266 mm	380 mm
Rectangular valve boxes	VBA02674	VBA02675
LS1 Length	386 mm	545 mm
IS1 Width	267 mm	380 mm
H1 Height	305 mm	305 mm
LB1 Length	505 mm	630 mm
IB1 Width	370 mm	480 mm
LC Slots for pipe (Width)	70 mm	80 mm
HC Slots for pipe (Height)	105 mm	105 mm



Round irrigation hydrant	7 Inch Round Valve Box	10 Inch Round Valve Box	Standard Extension	Jumbo Extension	Standard Valve Box	Jumbo Valve Box
<b>ADDITIONAL FEATURES</b>						
<ul style="list-style-type: none"> <li>• Boxes made of black polypropylene. Green cover made of same material</li> <li>• Aesthetic, lightweight, and nest within each other to reduce freight costs</li> <li>• Round irrigation hydrant with built-in ¾" (20/27) valve</li> </ul>	<ul style="list-style-type: none"> <li>• Boxes made of black polypropylene. Green cover made of same material</li> <li>• Cover included</li> <li>• Aesthetic, lightweight, and nest within each other to reduce freight costs</li> </ul>	<ul style="list-style-type: none"> <li>• Boxes made of black polypropylene. Green cover made of same material</li> <li>• Cover included</li> <li>• Aesthetic, lightweight, and nest within each other to reduce freight costs</li> </ul>	<ul style="list-style-type: none"> <li>• Extensions available for models VBA02674</li> <li>• Aesthetic, lightweight, and nest within each other to reduce freight costs</li> </ul>	<ul style="list-style-type: none"> <li>• Extensions available for models VBA02675</li> <li>• Aesthetic, lightweight, and nest within each other to reduce freight costs</li> </ul>	<ul style="list-style-type: none"> <li>• Boxes made of black polypropylene Green cover made of same material</li> <li>• Cover included</li> <li>• Extensions available</li> <li>• Aesthetic, lightweight, and nest within each other to reduce freight costs</li> <li>• Lockable cover</li> <li>• Exclusive T-COVER:                             <ul style="list-style-type: none"> <li>- Easy to identify : Molded model number and Rain Bird Marking</li> <li>- Easy to open : Built-in hole and Built-in notch for 2 in 1 lifting key</li> </ul> </li> <li>• Pre-cut pipe inlets and outlets : No tools required</li> </ul>	<ul style="list-style-type: none"> <li>• Boxes made of black polypropylene Green cover made of same material</li> <li>• Cover included</li> <li>• Extensions available</li> <li>• Aesthetic, lightweight, and nest within each other to reduce freight costs</li> <li>• Lockable cover</li> <li>• Exclusive T-COVER:                             <ul style="list-style-type: none"> <li>- Easy to identify : Molded model number and Rain Bird Marking</li> <li>- Easy to open : Built-in hole and Built-in notch for 2 in 1 lifting key</li> </ul> </li> <li>• Pre-cut pipe inlets and outlets : No tools required</li> </ul>
<b>MODELS</b>						
<ul style="list-style-type: none"> <li>• VBA17186: Round irrigation hydrant with built-in ¾" (20/27) valve</li> </ul>	<ul style="list-style-type: none"> <li>• VBA02672: Round valve box with bayonet-type cover</li> </ul>	<ul style="list-style-type: none"> <li>• VBA02673: Round valve box with clip-on cover</li> </ul>	<ul style="list-style-type: none"> <li>• VBA02676: Extension for model VBA02674 (less cover)</li> </ul>	<ul style="list-style-type: none"> <li>• VBA07777: Extension for model VBA02675 (less cover)</li> </ul>	<ul style="list-style-type: none"> <li>• VBA02674 : Rectangular valve boxes with bolt lock cover</li> <li>• VBA02674C: Cover for valve box model VBA02674 and for extension VBA02676</li> </ul>	<ul style="list-style-type: none"> <li>• VBA02675: Rectangular valve boxes with bolt lock cover</li> <li>• VBA02675C: Cover for valve box model</li> <li>• VBA02675 and for extension VBA07777</li> </ul>

## VB Series Valve Boxes

Commercial grade boxes that are loaded with a rich set of industry-leading features

### Features

- **Strength and Stability** – Multiple sizes and shapes are designed with corrugated sides and wide flange bases for maximum durability, compression strength, and stability
- **Smart Lid Design** – Designed with no holes to keep out pests, beveled edges to minimize damage potential from turf equipment, and for easy hand and shovel access
- **Flexible Installations** – Interlocking stacking capabilities, extension models and pipe hole knockouts support deeper and flexible installations
- **Environmentally Friendly** – Earth-friendly, LEED-compliant material made of 100% recycled materials (black boxes and black lids only)

### Models

Select models shown (see table below). Review your regional price list for complete availability.



7 Inch Round Valve Box	10 Inch Round Valve Box	Standard Valve Box	Standard Extension	Jumbo Valve Box	Jumbo Extension	Super Jumbo Valve Box	Maxi Jumbo Valve Box
<b>SIZE</b>							
Bottom Diameter: 21.4 cm Height: 23.4 cm	Bottom Diameter: 30.0 cm Height: 26.0 cm	Length: 59.0 cm Width: 49.1 cm Height: 31.8 cm	Length: 50.8 cm Width: 37.5 cm Height: 17.1 cm	Length: 70.0 cm Width: 53.2 cm Height: 31.6 cm	Length: 62.0 cm Width: 45.5 cm Height: 17.2 cm	Length: 84.1 cm Width: 60.7 cm Height: 38.1 cm	Length: 102.5 cm Width: 68.9 cm Height: 45.7 cm
<b>ADDITIONAL FEATURES</b>							
<ul style="list-style-type: none"> <li>• Easily removable knock-outs simplify pipe placement and reduce installation time</li> <li>• Four equally spaced knock-outs accommodate up to 5.0 cm diameter pipe</li> </ul>	<ul style="list-style-type: none"> <li>• Easily removable knock-outs simplify pipe placement and reduce installation time</li> <li>• Four equally spaced knock-outs accommodate up to 5.0 cm diameter pipe</li> </ul>	<ul style="list-style-type: none"> <li>• Two large center knock-outs accommodate up to 8.9 cm diameter pipe and eleven knock-outs accommodate up to 5.0 cm diameter pipe</li> </ul>	<ul style="list-style-type: none"> <li>• Extension models support deeper and more flexible installations</li> </ul>	<ul style="list-style-type: none"> <li>• Easily removable knock-outs simplify pipe placement and reduce installation time</li> <li>• Two large center knock-outs accommodate up to 8.9 cm diameter pipe. (Extensions do not have knock-outs)</li> </ul>	<ul style="list-style-type: none"> <li>• Extension models support deeper and more flexible installations</li> </ul>	<ul style="list-style-type: none"> <li>• Easily removable knock-outs simplify pipe placement and reduce installation time</li> <li>• Thirteen large knock-outs accommodate up to 8.9 cm diameter pipe</li> </ul>	<ul style="list-style-type: none"> <li>• Easily removable knock-outs simplify pipe placement and reduce installation time. Six large knock-outs on the ends accommodate up to 12.7 cm diameter pipe and 12 knock-outs on the sides accommodate up to 7.6 cm diameter pipe</li> </ul>
<b>MODELS</b>							
<ul style="list-style-type: none"> <li>• VB7RND: 7" Round Body &amp; Green Lid</li> <li>• VB7RND8: 7" Round Body Only</li> <li>• VB7RND8KL: Black Lid</li> <li>• VB7RND8GL: Green Lid</li> <li>• VB7RND8PL: Purple Lid</li> </ul>	<ul style="list-style-type: none"> <li>• VB10RND: 10" Round Body &amp; Green Lid</li> <li>• VB10RND8: 10" Round Body Only</li> <li>• VB10RNDL: Green Lid</li> <li>• VB10RNDPL: Purple Lid</li> <li>• VB10RND8KL: Black Lid</li> <li>• VB10RND8H: 10" Round Body &amp; Locking Green Lid</li> </ul>	<ul style="list-style-type: none"> <li>• VBSTD: Standard Body &amp; Green Lid</li> <li>• VBSTD8: Standard Body Only</li> <li>• VBSTD8L: Green Lid</li> <li>• VBSTD8PL: Purple Lid</li> <li>• VBSTD8H: Standard Body &amp; Locking Green Lid</li> <li>• VBSTD8KL: Black Lid</li> </ul>	<ul style="list-style-type: none"> <li>• VBSTD6EXTB: Standard Extension Body Only</li> </ul>	<ul style="list-style-type: none"> <li>• VBJMB: Jumbo Body &amp; Green Lid</li> <li>• VBJMB8: Jumbo Body Only</li> <li>• VBJMB8L: Green Lid</li> <li>• VBJMB8PL: Purple Lid</li> <li>• VBJMB8H: Jumbo Body &amp; Locking Green Lid</li> <li>• VBJMB8KL: Black Lid</li> </ul>	<ul style="list-style-type: none"> <li>• VBJMB6EXTB: Jumbo Extension Body Only</li> </ul>	<ul style="list-style-type: none"> <li>• VBSPRH: Super Jumbo Body &amp; 2 Lock Green Lid</li> </ul>	<ul style="list-style-type: none"> <li>• VBMAXH: Maxi-Jumbo Body &amp; 2 Lock Green Lid</li> </ul>

### LOCKING SYSTEMS

- VBLOCKP: Penta head 1.0 x 5.7 cm bolt, washer, and clip

**VANDAL RESISTANT**

## DBM10

Quick Connect Wire Connectors

### Features

- Approved for 30V wet/damp locations
- Allows electrical connections up to 3 wires sized 1.5 mm<sup>2</sup> or 0.8 mm<sup>2</sup>
- IP 67 and compact
- Self-stripping.
- Use with insulated copper wire
- One piece metal blade improves the flow of current between conductors
- Translucent Green depression cap allows for visible connections
- UV and impact resistant

### Specifications

- Silicone Sealant (-45°C to 200°C)
- Maximum wire voltage: 600V

### Model

- DBM10, bag of 10 units



DBM10



## KING

Waterproof Wire Connectors

### Features

- Spring locks on to wire for tight grip
- Eliminates failures due to moisture and corrosion
- Arrests sparking
- Copper-to-copper wire only. Cannot be reused
- Used for electrical connections in low voltage installations (< 30V)
- Allows electrical connections up to 2 wires sized 2,5 mm<sup>2</sup> or 3 wires sized 1,5 mm<sup>2</sup>
- Waterproof

### Specifications

- Maximum wire voltage: 30V

### Model

- KING



KING

## WC Series Wire Connector

Connections Made Easy

### Features and Benefits

- Install Faster – the WC Series Wire Connector is quick to install and provides reliable moisture sealing for controller and valve electrical connections you can count on
- Simplify Inventory – This is the only wire connector you'll need! It is ideal for use on two wire decoder control systems
- Avoid Call Backs – Locating and repairing a corroded wire splice costs your business time and money. Avoid unnecessary service call backs
- Use for standard controllers, valve boxes and soil moisture sensors
- Wire combinations ranging from 0.3 mm<sup>2</sup> to 8.4 mm<sup>2</sup>
- Use on connections from 24 VAC to 600 VAC
- UL 486D certified for direct burial
- The Strain Relief ensures wires are secure and won't pull apart
- Waterproof silicone sealant protects against corrosion
- UV-resistant material ensures product performance does not degrade even after long periods of exposure to sunlight

### Models

- WC20: Direct Bury Silicone Tube, Red Yellow Wire Nut, Bag of 20

### Wire Combinations (for solid and stranded wire)

WC20	
2-3 x 5.3 mm <sup>2</sup>	2 x 0.8 mm <sup>2</sup>
2-5 x 3.3 mm <sup>2</sup>	1 x 8.3 mm <sup>2</sup> w/2 x 0.8 mm <sup>2</sup>
2-5 x 2.1 mm <sup>2</sup>	3 x 5.3 mm <sup>2</sup> w/1 x 0.8 mm <sup>2</sup>
4-6 x 1.3 mm <sup>2</sup>	3 x 3.31 mm <sup>2</sup> w/3 x 0.8 mm <sup>2</sup>
3 x 2.1 mm <sup>2</sup> w/2 x 0.8 mm <sup>2</sup>	

The combinations listed are only a sample of the most common wire combinations.



WC20

## Multi-Conductor Irrigation Cable

### Applications

Very low voltage (< 30 Volts) multi-conductor cable. Ideal for carrying power supply from controller terminal strips to electric valves.


### Features

- 3, 5, 7, 9 and 13 conductor models
- Single core multi-conductor cable
- Black polyethylene jacket. Thickness: 0.64 mm. Highly resistant to mechanical stress, chemicals and moisture
- PE jacket with a nylon rip cord to facilitate stripping
- 0.8 mm<sup>2</sup> conductor cross section for any type of residential irrigation installation
- Maximum distance between a controller and a valve: 350 m (175 m if 2 valves)
- Cable Marked "Rain Bird"
- 1-meter incremental marking

### Models

Select models shown. Review your regional price list for complete availability.

- Irricable 3/75: 3 conductors, 75 m drum
- Irricable 3/150: 3 conductors, 150 m drum
- Irricable 5/75: 5 conductors, 75 m drum
- Irricable 5/150: 5 conductors, 150 m drum
- Irricable 7/75: 7 conductors, 75 m drum
- Irricable 7/150: 7 conductors, 150 m drum
- Irricable 9/75: 9 conductors, 75 m drum
- Irricable 13/75: 13 conductors, 75 m drum



Multi-Conductor Irrigation Cable



## Single Conductor Electric Cable

### Applications

Very low voltage (< 30V) single conductor cable. Ideal for carrying power supply from controllers to decoders or valve-in-head rotors.

### Features

- Solid bare copper conductor
- Available in single PE insulation cable
- Cross section : 1.5 mm<sup>2</sup>
- Thickness : 3 mm.
- Highly resistant to mechanical stress, chemicals, moisture.
- Cable Marked "Rain Bird"
- 1-meter incremental marking

### Models

Select models shown. Review your regional price list for complete availability.

- SI 115: 1 x 1.5 mm<sup>2</sup>, single PE insulation cable, 500 m drum
- DI 115: 1 x 1.5 mm<sup>2</sup>, double PVC-PE insulation cable, 500 m drum



DI 115

## Decoder Cable

### Applications

Ideal for use as a power and communications/control cable for decoder and SiteControl systems.

### Features

- 2 Solid bare copper conductors with a PE insulation jacket
- Cross section : 2.5 mm<sup>2</sup>

### Model

Select models shown. Review your regional price list for complete availability.

- Decoder Cable 500m drum



Decoder Cable

## Wire Stripper Tool

### Applications

Multi-function tool for all standard round cables. For quick, safe and precise wire stripping of outer sheathing and wire stripping of inner solid and stranded wires.

### Features

- No adjustment of cutting depth necessary
- No damage to conductors
- Stripping range : 0,2 - 4.0 mm<sup>2</sup>
- Radial cutting and stripping (up to 20 cm) in one step
- Additional lengthwise slit for stripping in excess of 20 cm

### Model

Select models shown. Review your regional price list for complete availability.

- Wire Stripper



Wire Stripper





Introduction

Spray/Bodies

Spray & Rotary Nozzles

Rotors

Valves

Controllers

Sensors & Meters

Central Control and Water Management

Drip Irrigation

Filtration

Drainage Products

Resources

## Controllers



### Water Saving Tips

- A Seasonal Adjust feature is available on all Rain Bird AC-powered controllers, allowing users to easily adjust irrigation schedules to changing seasonal landscape water requirements. The ESP-LX Series Controllers also feature an automated Monthly Seasonal Adjust feature to help save water through automatic adjustments every month of the year. LNK2 WiFi Module compatible controllers can be adjusted daily with the Automatic Seasonal Adjustment feature in the Rain Bird App.
- Water savings can also be optimized through daily irrigation schedule adjustments which fine-tune watering based on current weather. All ESP-LX series controllers can easily be upgraded to include smart weather-based/ET or soil moisture irrigation control capability by adding a local rain sensor or soil moisture sensor.
- All Rain Bird controllers simplify conservation through a variety of flexible programming features. With the touch of a button, the ESP-ME3 and ESP-TM2 can recall a previously saved "Contractor Default" irrigation program; the ESP-LX Series "Delayed Recall" feature automatically reverts to typical watering programs after a user-set time period.

Major Products	NEW		Wi-Fi READY			NEW		Bluetooth	
	Works with iQ4	Works with iQ4	Works with iQ4	Works with iQ4	Works with iQ4	Works with iQ4	Works with iQ4	Works with iQ4	Works with iQ4
Primary Applications	ESP-LXIVM/PRO	RC2	ESP-TM2	ESP-ME3	LXME2/ PRO	ESP-LXD	ESP-9V	Digital Hose-End Timer	TBOS BT
Residential		•	•	•			•	•	•
Light Commercial	•		•	•	•	•	•	•	•
Commercial/Industrial	•				•	•			•
<b>Type of Controller</b>									
Battery Operated							•	•	•
Indoor Location	•	•	•	•	•	•		•	
Outdoor Location	•	•	•	•	•	•		•	
<b>Features</b>									
Stations (up to)	60/240	8	12	22	48	200	6	1	6
Programs (up to)	10/40	3	3	4	40	4	6	1	3
Station Timing (up to)	96 hr	6 hr	6 hr <sup>1</sup>	6 hr <sup>1</sup>	96 hr <sup>1</sup>	12 hr <sup>1</sup>	12 hr	6 hr	12 hr
Number of Starts per Program (up to)	8	4	4	6	10	8	6	2	8
Surge protection	•	•	•	•	•	•			
230VAC Option	•	•	•	•	•	•			
Master Valve/Pump Start	• <sup>2</sup>	•	•	•	• <sup>2</sup>	• <sup>2</sup>	Multi-station models only		
Water Budgeting	• <sup>4</sup>	•	•	•	• <sup>4</sup>	• <sup>4</sup>	•		•
Individual Program/Zone Shut-Off	•	•	•	•	•	•			
Rain Delay	•	•	•	•	•	•		•	
Mobile App Programmable		•	• <sup>7</sup>	•		•			•
Sensor Terminals, Status Indicator and Override	•	•	•	•	•	•	•		
Delay Between Stations (up to)	0 - 60 min.		9 hrs	9 hrs	0 - 60 min.	0 - 10 min.			
Flow Sensing	•			•	• <sup>5</sup>	•			
Simultaneous Multi-Station Operation	•				•	•			•
Cycle + Soak™	•	•		• <sup>6</sup>	•	•			
Overlapping Programs	•				•	•	•		
Manual On/Off	•	•	•	•	•	•	•	•	•
Remote Control Compatible	•	•	•	•	•	•			
Diagnostic Test	•	•	•	•	•	•			
Diagnostic Valve Circuit Breaker	•	•	•	•	•	•			
Out-of-Valve Box Programming									•
Submersible (up to)							3.3 ft (1 m)		3.3 ft (1 m)
Vandal/Tamper Resistant									•
Self-Cleaning Solenoid									•
Low Battery Indicator							•		•
Save / Restore Programs	•	•	•	•	•	•	•		•
Master Valve ON/OFF by Station	•	•	•	•	•	•			•
Total Run Time Calculator by Program	•				•	•		•	•
Bypass Rain Sensor by Station	•	•	•	•	•	•			
<b>Programming Schedule</b>									
7 Day-of-Week	•	•	•	•	•	•	•	•	•
1-7 Variable Cycle	•	•	•	•	•	•	•	•	•
1-31 Variable Cycle	•	•	•	•	•	•	•	•	•
Odd/Even Cycle	•	•	•	•	•	•	•	•	•
Odd 31st	•	•	•	•	•	•	•	•	•
365-Day Calendar	•	•	•	•	•	•	•	•	•
Event Day Off	•				•	•			
<b>Central Control Compatibility</b>									
iQ™ Upgradeable	•				•	•			
<b>Cabinet</b>									
Plastic-Indoor		•	•	•					
Plastic-Outdoor	•	•	•	•	•	•	•		•
Powder-Coated Metal Outdoor	•				•	•			
Stainless Steel Pedestal	•				•	•			
Powder-Coated Metal Pedestal	•				•	•			
<b>Hardware/Accessories</b>									
Two-Wire Devices and Accessories	•					•			
Rain Sensing (need Rain Sensor)	•	•	•	•	•	•	•	•	•
Flow Sensing (need Flow Sensor)	•			•	LXME2 PRO Only	•			
SMRT-Y Soil Moisture Sensor		•	•	•					

<sup>1</sup> With water budgeting, timing can be extended <sup>2</sup> Programmable by station <sup>3</sup> 6 independent start times per zone <sup>4</sup> Selectable for each program and by month <sup>5</sup> With Flow Smart Module <sup>6</sup> iQ only  
<sup>7</sup> Only with LNK2 WiFi Module

## ESP-LXIVM and LXIVM Pro 2-Wire Controllers



60/240 Station Capable Two-Wire Commercial Controller

### Controller Features

- 60-station capability standard expandable to 240 stations with LXIVM Pro Panel
- Four available sensor inputs (one wired plus up to three on 2-Wire path) with override switch. Eight (Seven plus 1) for LX-IVM Pro
- Five flow sensors supported (LX-IVM), Ten for LX-IVM Pro
- Supported Field devices: IVM-SOL, IVM-OUT, IVM-SD, and IVM Smart Valves
- Supports IVM-SEN sensor devices (flow sensing and weather sensor support) and IVM-SD surge devices (one per 500 feet of two-wire path or every 15 devices required)
- Central Control capable with Rain Bird IQ Communications Cartridges and software (see pg. 102)
- Six user-selectable languages
- 10 independent programs (LX-IVM) or 40 Programs (LX-IVM Pro)
- Removable front panel is programmable under battery power
- Plastic, locking, UV resistant, wall-mount case, Optional Metal and Stainless Steel Case & Pedestal
- Compatible with Rain Bird Landscape Irrigation and Maintenance and Third Party Remotes
- Plastic, locking, UV resistant, wall-mount case, Optional Metal and Stainless Steel Case & Pedestal

### Operating Specifications

- Station timing: 0 min to 96 hrs
- Program level and global Monthly Seasonal Adjust; 0% to 300% (96 hrs maximum station run time)
- 8 start times per program
- Program Day Cycles include Custom days of the week, Odd, Odd no 31st, Even, and Cyclical dates
- Manual station, program, test program

### Diagnostic Features

- Alarm light with external case lens
- 2-Wire diagnostics to simplify and expedite troubleshooting
- External alarm port (0.1A max)
- Four isolated wire paths prevent full system failure under a single short
- 2-Wire Mapping: Maps the devices to corresponding wire paths in the controller to help quickly find and resolve issues
- Trending 12-month electrical history reports and proactive action
- Self-Healing: Automatically detect “fixes” to wire path and splice issues and re-start irrigation without reliance on manual intervention
- Two-Way Communication: with Integrated Valve Modules (IVM) communication happens both ways enabling key features
- Self-Shutoff : Once loss of power is detected, automatically shutoff valve to avoid leaks

### Certifications

- cULus, CE, IPX4, UL, CUL, CSA, C-Tick, FCC Part 15. For current certifications visit: [www.rainbird.com/esplxivm](http://www.rainbird.com/esplxivm)



Allows users to control/monitor 1 to 1000s of controllers from their computer or mobile device



ESP-LXIVM Controller

Controllers



## ESP-LXIVM and LXIVM Pro 2-Wire Controllers (cont.)

### Water Management Features

- Learn Flow utility and flow usage totalizer help optimize water usage
- FloWatch™ protection for high and low flow conditions set by the user FloManager™ manages hydraulic demand, make full use of available water to turn on as many stations as possible without exceeding water supply and reducing the total time to complete irrigation cycles.
- SimulStations™ allows stations to operate at the same time; up to 8 with LX-IVM and 16 with LXIVM Pro
- Cycle+Soak™ by station
- Rain Delay up to 30 days
- 365-Day Calendar Day Off (up to 5 days)
- Station Delay by program
- Normally Open or Normally Closed Master Valves programmable by station; up to 5 with LX-IVM and 10 with LX-IVM Pro
- Optional Weather Sensors are programmable by station to prevent or pause watering; up to 4 with LX-IVM and 8 with LX-IVM Pro
- Seasonal Adjust by Program or by Month

### Environmental

- Operating Temperature
  - Operating temperature range: 14°F to 149°F (-10°C to 65°C)
- Operating Humidity
  - Operating humidity range: 95% max at 40°F to 120°F (4°C to 49°C) in a non-condensing environment
- Storage Temperature
  - Storage temperature range: -40°F to 150°F (-40°C to 66°C)
- Upgrade Options
  - IQ-NCC Network Communication Cartridge
  - LXIVM Pro Panels (for regular 60 station controllers)

### Electrical Specifications

- Power Supply Voltage: 230 VAC ± 10%, 50Hz
- Power back-up: Lithium coin-cell battery maintains time and date while nonvolatile memory maintains the schedule
- Simultaneous operation of up to eight (IVM) or sixteen (IVM Pro) Stations plus any corresponding master valves

### Dimensions (W x H x D)

- 14.32" x 12.69" x 5.50" (36.4 x 32.2 x 14.0 cm)

### Model

- IESPLXIVM: International Version 230V
- IESPLXIVMP: International Version (Pro) 230V
- ILXIVMEU: European Version 230V
- ILXIVMPEU: European Version (Pro) 230V
- ILXIVMAU: Australian Version 230V
- ILXIVMPAU: Australian Version (Pro) 230V

### Accessories

- IVM Field Devices\* (see next page)
- Painted Metal and Stainless Steel Pedestal/Enclosure Options available
- IQ-NCC: Network Communication Cartridge for ESP-LX Series Controllers (see pg. 102)
- See page 90 for information on Rain Bird FS-Series Flow Sensors
- Pump Start Relays (PSR110-IVM or PSR220-IVM)

\* IVM Field devices include peel-off barcode address labels



LXMMSSPED Shown with  
ESP-LXIVM in LXMMSS  
Stainless Steel Cabinet

**Field Devices**

ESP-LXIVM 2-Wire Field Devices Field Devices are installed along the 2-Wire path to interface with valves and other hardware.

**IVM-SOL**

- Interfaces with LX-IVM to control station valves and master valves
- Interfaces with PEB, PESB, PGA, EFB-BP and BESP Valves
- Available pre-installed in a SmartValve configuration with PEB and PGA Valves
- Rain Bird WC20 connectors (included) to be used for all splices
- Current Draw: 0.67mA
- Model: LXIVMSOL

**IVM-OUT**

- Interfaces with LX-IVM to manage 3rd party valves (with latching solenoids) and external gear such as pump stations
- Rain Bird WC20 connectors (included) to be used for all splices
- Current Draw: 0.67mA
- Model: LXIVMOUT

**IVM-SEN**

- Interfaces with LX-IVM to control weather sensors or flow sensors
- Rain Bird WC20 connectors (included) to be used for all splices
- Current Draw: 6mA
- Model: LXIVMSEN

**IVM-SD (Surge Protection)**

- IVM-SD provides surge protection on the 2-Wire path
- One every 500ft or 15 field devices
- Rain Bird WC20 connectors to be used for all splices
- Model: LXIVMSD



IVM-SOL



IVM-OUT



IVM-SEN



IVM-SD

**Key Specifications**

Feature	LX-IVM	LX-IVM Pro
Max Programs	10	40
Stations	60	240
Max Simulstations	8	16 (plus active MV's)
Master Valves	5	10
Flow sensors	5	10
Weather sensors	4	8 (including 1 Local)
Watering windows	1 per program	
Max run time	96 hrs	
Start Times/program	8	
Interstation delay	Up to 1 hour per program	
LCD	2.5"x5" at 127x256 pixels. Monochrome with backlight	
Front Panel Buttons	- All Buttons are back-lit - 5 Programming Button - Dedicated Language, Info and Back Buttons	
Transformer size	1.9 amp (50 VA)	
IVM current draw	720 uA (Standby)	
Sensor current draw	8.4mA (Standby)	
Max wire run	1.65 miles (2.66Km) 14 AWG in Star configuration 6.61 miles (10.63Km) Looped	
No. 2-Wire paths and terminal pairs	4	
Cabinet	Plastic	
FloWatch (flow sensing)	YES - Available Options: Diagnose & Eliminate, Shut Down & Alarm, Alarm Only	
FloManager (flow optimization)	Yes	
Flow Rate	0 to 9999.9 gallons/min. (0.1 gallons/min. resolution)	
Supported Flow Sensors	FS050P, FS075P, FS100P, FS150P, FS200P, FS300P, FS400P, FS100B, FS150B, FS200B, FS350B, FS350SS, UFS100, UFS150, UFS200, Custom	
Surge	20 kV int. - 1 IVM-SD every 500 ft. (or 15 field devices)	
Valve type	DC Latching	
Diagnostics Short Finding	Automatically Detect and Turn Off Wire Path Ability to turn on constant current source for field trouble shooting	
Diagnostics Electrical History	- Daily Values (Last 30 Days) - Monthly Averages (Last 12 Mos.) - Values recorded 11:59 PM daily	
Diagnostics – Field Device Response	List Responding and List Not Responding	
Diagnostics Controller Output	Tracks Current Draw from 2-Wire Path 0.67 mA per IVM-SOL/IVM-OUT 6 mA per IVM-SEN	
Diagnostics Watering Test	Test All Stations 1 to 10 Mins. (per station)	
Central Control Capable	Yes	

Controllers

Works with **iQ4**

Allows users to control/monitor 1 to 1000s of controllers from their computer or mobile device



LXME2/ PRO Controller

## LXME2/ PRO Controllers

NEW

Modular -Easily upgradeable with a Pro Smart Module for a second booster pump output and flow sensing capability. Quickly expand from 12 stations up to 48 stations using 12 station modules

### Controller Features

- Large LCD display with easy to navigate softkey user interface
- Hot-swappable modules, no need to power down the controller to add/remove modules
- Master valve/pump start circuit
- Second master valve/Booster Pump start circuit
- 6 user-selectable languages
- Program memory retention without power or battery in non-volatile memory
- Standard 10kV surge protection
- Front panel is removable and programmable under battery power

### Water Management Features

- Optional Pro Smart Module™ with Learn Flow utility and flow usage totalizer and second master valve port
- FloWatch™ protection for high and low flow conditions with user defined reactions
- FloManager™ manages hydraulic demand, making full use of available water to shorten total watering time
- SimulStations™ are programmable to allow up to 5 stations to operate at the same time
- Water Windows by program plus Manual MV Water Window
- Cycle+Soak™ by station
- Rain Delay
- 365-Day Calendar Day Off
- Programmable Station Delay by program
- Normally Open or Closed Master Valve programmable by station
- Weather Sensor programmable by station to prevent or pause watering
- Program Seasonal Adjust
- Global Monthly Seasonal Adjust

### Diagnostic Features

- Alarm light with external case lens
- External alarm port (0.3A max)
- Program summary and review
- RASTER™ station wiring test

### Operating Specifications

- Station run timing: up to 96 hrs continuous runtime
- Seasonal Adjust: 0% to 300% (16 hrs maximum station run time)
- 40 independent programs, programs can overlap
- 10 start times per program
- Program Day Cycles include: custom days of the week, odd, odd no 31st, even, and cyclical dates
- Manual station, program, test program

**Electrical Specifications**

- Input required: 230 VAC ± 10%, 50Hz
- Output: 26.5 VAC 1.9A
- Power back-up: Lithium coin-cell battery maintains time and date while nonvolatile memory maintains the schedule
- Multi-valve capacity: Maximum five 24 VAC, 7 VA solenoid valves simultaneous operation including the master valve, maximum two solenoid valves per station module

**Certifications**

- 230VAC models: CE, UKCA, ACMA RCM

**Dimensions**

- Width: 36.4 cm
- Height: 32.2 cm
- Depth: 14.0 cm

**Environmental**

- Operating temperature range: -10° C to 65° C
- Operating humidity range: 95% max at 4° C to 49° C in a non-condensing environment
- Storage temperature range: -40° C to 66° C

**Models**

- IESPLXIVM: International Version 230V
- IESPLXIVMP: International Version (Pro) 230V
- ILXIVMAU: Australian Version 230V
- ILXIVMPAU: Australian Version (Pro) 230V

**Accessories**

- Painted Metal and Stainless Steel Pedestal/Enclosure Options available
- IQ Communication Cartridge (see page 102)
- Rain Bird FS-Series Flow Sensors (see page 90)



LXME2/ PRO Modules



## ESP-LXD Decoder Controller

50 – 200 station capable Two-Wire Decoder Commercial Controller

### Controller Features

- 50-station capability standard expandable to 200 stations with optional ESPLXD-SM75 modules
- Four available sensor inputs (one wired plus up to three decoder-managed) with override switch
- Five flow sensors supported
- Supported decoders: FD-101TURF, FD-102TURF, FD-202TURF, FD-401TURF, FD-601TURF
- Supports SD-210TURF sensor decoders (flow sensing and weather sensor support) and LSP-1 line surge protectors (one per 500 feet of two-wire path required)
- Central Control capable with Rain Bird IQ Communications Cartridges and software (see pg. 102)
- Advanced Features From Cycle+Soak™ to Contractor Default Program™, the ESP-LXD offers innovative features proven to cut installation expenses, troubleshooting time and water use
- Six user-selectable languages
- Removable front panel is programmable under battery power
- Plastic, locking, UV resistant, wall-mount case, Optional Metal and Stainless Steel Case & Pedestal
- Compatible with Rain Bird Landscape Irrigation and Maintenance Remote - Flow Smart Module™ factory installed or field upgradable
- Plastic, locking, UV resistant, wall-mount case, Optional Metal and Stainless Steel Case & Pedestal

### Operating Specifications

- Station timing: 0 min to 12 hrs
- Program level and global Monthly Seasonal Adjust; 0% to 300% (16 hrs maximum station run time)
- 4 independent programs (ABCD); ABC programs stack, ABCD overlap
- 8 start times per program
- Program Day Cycles include Custom days of the week, Odd, Odd no 31st, Even, and Cyclical dates
- Manual station, program, test program

### Certifications

- cULus, WaterSense (when upgraded with ET Manager Cartridge), CE, IPX4, RCM, Smart Approved WaterMark. For current certifications visit: [www.rainbird.com/esplxd](http://www.rainbird.com/esplxd)

### Upgrade Options

- IQ-NCC Network Communication Cartridge
- ESP-LXD-SM75 75-station module



LXMMSSPED Shown  
with ESP-LXD in LXMMSS  
Stainless Steel Cabinet

### Electrical Specifications

- Power Supply Voltage: 120 VAC ± 10%, 60Hz (International models: 230 VAC ± 10%, 50Hz; Australian Models: 240 VAC ± 10%, 50Hz)
- Power back-up: Lithium coin-cell battery maintains time and date while nonvolatile memory maintains the schedule
- Multi-valve station capacity: up to 2 solenoid valves per station; simultaneous operation of up to eight solenoids and/or master valves

### Dimensions (W x H x D)

- 36.4 x 32.2 x 14.0 cm

### Model

- IESPLXD: 50-station for international markets, 230 VAC
- IESPLXDEU: 50-station for Europe, 230 VAC
- IESPLXDAU: 50-station for Australia, 240 VAC

### Accessories

- FD-TURF: two-wire decoders
- SD-211TURF : 2-Wire sensor decoder. Previously SD-210TURF (pre -2023)
- LSP1TURF: 2-wire line surge protection
- DPU-210: two-wire decoder programming unit
- Painted Metal and Stainless Steel Pedestal/Enclosure Options available
- IQ-NCC: Network Communication Cartridge for ESP-LX Series Controllers (see page 102)
- See page 90 for information on Rain Bird FS-Series Flow Sensors

<sup>1</sup>FD-TURF decoders include peel-off barcode address labels

<sup>2</sup>Barcode scanning pen not included – sold separately; Unitech MS100NRCB00-SG recommended ([www.ute.com](http://www.ute.com))



ESP-LXD Decoder  
Controller



## LNK2 WiFi Module

NEW

Irrigation System Control from Anywhere

### Features

- Upgrades WiFi-ready controllers (ESP-ME3, ESP-Me and ESP-TM2) to make them fully accessible and programmable from iOS or Android compatible devices\*
- Operates like a wireless remote control for your irrigation system while onsite or an internet-based monitoring and control system when offsite
- Streamlines and simplifies initial irrigation timer setup and seasonal adjustment
- Instant access allows for real-time system management and timer settings
- Compatible professional app features allow for simple multi-site management and remote diagnostics by landscape professionals
- Built-in mobile notifications provide troubleshooting access, simplify service calls, and warn of freezing conditions when expected
- Automatic weather adjustments provide daily run time changes, saving up to 50% in water
- Superior programming capabilities that are designed to meet the most stringent water restrictions

### Specifications

- 2.4 GHz (only) WiFi router compatible with WEP and WPA security settings
- Compatible with iOS 8.0 and Android 6 (Marshmallow) or later mobile devices\*
- Operating Temperature: -10° C to 65° C
- Storage Temperature: -40° C to 66° C
- Operating Humidity: 95% max @ 10° C to 49° C non-condensing environment

### Electrical Specifications

- Input: 24VAC(RMS) 50/60Hz; 55mA max

### Certifications

- cULus, FCC Part 15c, ISED RSS-247, IFETEL, CE.  
For current certifications visit: [www.rainbird.com/connected](http://www.rainbird.com/connected)

### Dimensions

- Width: 2.87 cm
- Height: 4.65 cm
- Depth: 1.22 cm

### Model

- LNK2WIFI



LNK2 WiFi Module



ESP-ME3, ESP-RZx and ESP-TM2

## RC2 Controller

The Complete Smart Control Solution

### Features

#### Worry-Free System Install

- Schedule templates for easy configurations
- Quick pair technology
- Wireless access point for complete system access without WiFi
- Multi-Lingual to set-up in native language

#### Seamless Remote Management and Control

- WiFi connected for remote site management.
- With our free professional app you can use your phone like a wireless remote to water a single zone, all zones, or set a custom schedule
- Manage and monitor all irrigation events and warnings real-time

#### Smart and Responsible

- Weather data from local weather sources automatically adjust system run times on a daily basis. Your yard receives only the water it needs while saving up to 50% in water
- WaterSense certified with superior programming capabilities designed to meet the most stringent water restrictions

### Specifications

- 2.4 GHz (only) WiFi router compatible with WEP and WPA security settings
- Compatible with iOS 8.0 and Android 6 (Marshmallow) or later mobile devices
- Operating Temperature: -10° C to 65° C
- Storage Temperature: -40° C to 66° C
- Operating Humidity: 95% max @ 4° C to 49° C non-condensing environment
- Master Valve Control
- Pre-Installed Power Cord
- 8-Station Capacity
- 3 Programs, 4 Start times/program

### Electrical Specifications

- Input required: 230V~, 50-60Hz, 0.14A
- Output: 24V~, 50-60Hz, 1.0A Maximum

### Master Valve/Pump Start Relay

- External battery back-up not required. Nonvolatile memory permanently saves the current programming

### Regulatory Compliance

- 120V Models: UL, FCC, ISED
- 230V Models: CE, UKCA, ACMA RCM

### Dimensions

- Width: 20.1 cm
- Height: 20.0 cm
- Depth: 9.0 cm

### Models

- RC2-120V: 8-station 120VAC
- RC2-230V: 8-station 230VAC
- RC2-AUS: 8-station Australia

### Accessories

- WR2-RFC: Rain + Freeze Combo
- WR2-48: Rain + Freeze Combo with 48-hour hold
- RSD-BEx: Rain sensor w/ latching bracket, extension wire



RC2

## ESP-TM2 Series Controller

Simple, Flexible, and Reliable for Residential Applications

### Features

- Upgradeable for WiFi-based remote monitoring and control via iOS and Android mobile devices (with LNK2 WiFi Module sold separately).
- Internet-based weather information can be used to make daily adjustments to the irrigation schedule, saving up to 30% in water (with LNK2 WiFi Module sold separately).
- 4, 6, 8, and 12 station models to meet small or large residential irrigation needs
- Set Permanent Days Off per program to ensure watering never occurs on days when maintenance crews are on site (for Odd/Even/ Cyclic schedules)
- Easy to install indoors or outdoors
- Quick programming in just 3 steps for ease of setup
- 3 available programs with up to 4 start times for each program to meet the needs of varied landscapes
- One-touch manual watering capability for ease of use
- Large back-lit LCD display for improved visibility in low-light and direct sun conditions
- Contractor Default™ allows you to easily save and restore your custom schedule
- Delay Watering up to 14 days and automatically resume watering after the set delay has elapsed
- Bypass Rain Sensor for any station gives you the ability to customize which stations react to a rain sensor
- Seasonal Adjust by program allows you to easily reduce or increase watering by program

### Specifications

- Operating Temperature: Up to 65°C
- Storage Temperature: -40°C to 66°C
- Operating Humidity: 95% max @ 10°C to 49°C non-condensing environment

### Electrical Specifications

- Input required: 230 VAC @ 50/60 Hz; 120VAC (±10%) @ 60Hz
- Output: 1A at 24VAC
- Master Valve/Pump Start Relay
- External battery back-up not required. Nonvolatile memory permanently saves the current programming and a 10 year life lithium battery maintains the controllers time and date during power outages

### Certifications

- CE, IP24, RCM, IRAM, EAC, ICASA, CMAC, Kvalitet, UkrSEPRO. For current certifications visit: [www.rainbird.com/esptm2](http://www.rainbird.com/esptm2)

### Dimensions

- Width: 20.1 cm
- Height: 20.0 cm
- Depth: 9.0 cm

### Models

Select models shown. Review your regional price list for complete availability.

- TM2-4-230: 4 Station
- TM2-6-230: 6 Station
- TM2-8-230: 8 Station
- TM2-12-230: 12 Station
- TM2-4-AUS: 4 Station Australia
- TM2-6-AUS : 6 Station Australia
- TM2-8-AUS : 8 Station Australia
- TM2-12-AUS : 12 Station Australia

### Accessories

- LNK2WIFI: LNK2 WiFi Module for remote control and notification via iOS or Android device
- WR2 Series Wireless Rain + Freeze Sensors
- RSD Series Rain Sensors



ESP-TM2

## ESP-RZXe Series Controllers

The Rain Bird ESP-RZXe WiFi Compatible Series provides a contractor grade, fixed station irrigation controller for residential and light commercial applications. The ESP-RZXe Controller provides zone based set up that is easier to understand by untrained users. 4, 6 and 8 zone models are available.

### Applications

The ESP-RZXe provides flexible scheduling features that make the controller ideal for a wide variety of applications including residential and light-commercial irrigation systems.

### Features

#### Easy to Use

- The ESP-RZXe Controller was designed with ease of use in mind. Zone-based scheduling allows every valve to be scheduled independently; no more explaining “programs” to end users, virtually eliminating call-backs. The large LCD display shows all of the programming for each zone at the same time.
- Simple graphic based user interface is easy to explain and presents every controller feature at your fingertips.

#### Easy to Install

- The ESP-RZXe Controller requires only two mounting screws. A guide for ½” or ¾” conduit allows for professional installation of field wires into the cabinet.

#### Controller Hardware

- Plastic wall-mount case
- 2 x AAA batteries for time and date backup
- Wire nuts for outdoor models

#### Controller Features

- WiFi compatible with the Rain Bird LNK2 WiFi Module
- Large LCD display with easy to navigate user interface
- Weather Sensor input with software override
- Master valve/pump start circuit
- Non-Volatile (100- year) program memory
- Programmable under battery power

#### Scheduling Features

- Zone based scheduling, allows for independent schedules assigned to each zone. (Run times, Start Times and Watering Days are customizable by zone)
- Contractor Rapid Programming™ automatically copies the Start Times and Watering Days from zone 1 to all remaining zones at initial set up
- 6 independent Start Times per zone
- 4 Watering Days options by zone: Custom days of week, ODD calendar days, EVEN calendar days, Cyclic (every 1 – 14 days)
- Manually water ALL zones or SINGLE zone on demand

### Advanced Features

- Electronic diagnostic circuit breaker
- Contractor Rapid Programming™ and “Copy previous Zone” for faster initial set up
- Contractor Default™ Save / Restore
- Rain Sensor bypass
- Rain Sensor bypass by Zone
- Manual water single or all zones

### Operating Specifications

- Zone timing: 0 to 199 min
- Seasonal Adjust: -90% to +100%
- Independent schedule per zone
- 6 Start Times per zone
- Program Day Cycles include Custom days of the week, Odd, Even, & Cyclical dates

### Electrical Specifications

- Input required: 230 VAC ± 10%, 50Hz
- Power back-up: 2 x AAA batteries maintain time and date while nonvolatile memory maintains the programming

### Certifications

- CE, IRAM, IPX4, RCM.
- For current certifications visit: [www.rainbird.com/RZXe](http://www.rainbird.com/RZXe)

### Dimensions

#### INDOOR

- Width: 16.9 cm
- Height: 15.0 cm
- Depth: 3.9 cm

#### OUTDOOR

- Width: 20.1 cm
- Height: 19.9 cm
- Depth: 3.9 cm

### MODELS

- RZXe4i-230V Indoor, 4 stations
- RZXe6i-230V Indoor, 6 stations
- RZXe8i-230V Indoor, 8 stations
- RZXe4-230V Outdoor, 4 stations
- RZXe6-230V Outdoor, 6 stations
- RZXe8-230V Outdoor, 8 stations



Outdoor Model



ESP-RZXE Indoor Model



## ESP-ME3 Series Controllers

The industry's most flexible irrigation controller solution.  
Supports up to 22 stations

### Features

- Built-in flow-sensing capabilities
- Large back-lit LCD display for improved visibility in low-light and direct sun conditions
- Rain Sensor input with override capability
- Master valve/pump start circuit
- Non-Volatile (100 year) storage memory
- Remotely Programmable under 9V battery power (not included)
- Program based scheduling allows 4 individual programs with 6 independent start times per program for 24 total start times
- Watering schedule options: By days of week, ODD calendar days, EVEN calendar days, or Cyclic (every 1 – 30 days) Advanced Features
- Advanced diagnostics and short detection with LED alert
- Contractor Default™ Program Save/Restore saved program(s)
- Rain Sensor bypass by Station
- One Touch manual watering
- Delay Watering up to 14 days (applies only to stations not set to ignore Rain Sensor)
- Manual Watering option by program or station
- Seasonal Adjust applied to all programs or individual program
- Adjustable delay between valves (default set to 0)
- Master Valve on/off by station
- Upgradeable for WiFi-based remote monitoring and control via iOS and Android mobile devices (with LNK2 WiFi Module sold separately).
- Internet-based weather information can be used to make daily adjustments to the irrigation schedule, saving up to 30% in water (with LNK2 WiFi Module sold separately).

### Operating Specifications

- Station timing: 1 minute to 6 hours
- Seasonal Adjust: 5% to 200%
- Max operating temperature: 65°C

### Electrical Specifications

- Input Required: 230/240VAC  $\pm$  10%, 50/60Hz
- Master Valve/Pump Start Relay
- Operating Voltage: 24VAC 50/60Hz
- Max Coil Inrush: 11VA
- Max Coil Holding: 5VA
  - Idle/Off power draw 0.06 amps at 120VAC
- Power back-up not required. Nonvolatile memory permanently saves the current programming and a 10 year life lithium battery maintains the controllers time and date during power outages.

### Certifications

- CE, IRAM, IPX4, RCM, For current certifications visit: [www.rainbird.com/me3](http://www.rainbird.com/me3)

### Dimensions

- Width: 27.2 cm
- Height: 19.5 cm
- Depth: 11.2 cm

### Models

#### Controller Base Models:

- ESP4ME3EUR 4-Station indoor / outdoor for international markets except Australia
- ESP4ME3AUS 4-Station indoor / outdoor for Australia

#### Modules:

- ESP-SM3: 3-station extension module
- ESPSM6: 6-station extension module

### Accessories

- LNK2WIFI: LNK2 WiFi Module for remote control and notification via iOS or Android device
- WR2: Wireless Rain + Freeze Sensors
- RSD Series Rain Sensors
- Wired flow sensors



ESP-ME3 Series Controller and Modules

## Digital Hose End Timer

Faucet attached Controller

### Applications

Automate your hose-end sprinklers, drip irrigation system or soaker hose for better scheduling consistency with this easy-to-use digital controller. Along with rugged dependability for season-long outdoor use, this professional grade controller offers sophisticated functions for worry-free watering convenience.

### Features

- Extra large readout screen and programming dial make it easy to set and review your watering schedules.
- In operation, the screen also displays program status such as next scheduled cycle and time remaining on a current cycle.
- Advanced features include programming up to two watering times per day on any day(s) of the week, plus “water now” and “cancel” buttons to override programs instantly when desired.
- Ideal for use with Rain Bird drip or any hose end sprinklers. Go automatic with your watering in any area of your yard: gardens, landscaping beds, newly seeded as well as established lawns.

### Specifications

- Digital settings allow tailoring schedules for greener results with less water
- Scheduled watering up to twice per day enables water to soak in, even on slopes or with clay soil
- Programming by day of week complies with watering restrictions
- Instant override buttons for Rain Delay (cancel watering) and Water Now (manual watering)
- Specific rain delay up to 96 hours can also be set without affecting the stored program
- Large screen lets you see all settings at a glance.
- Duration of watering time: 1 mn to 6h
- Number of station:1
- ¾" female threaded inlet ( BSP)
- ¾" male threaded outlet ( BSP)
- Intended for outdoor use with cold water only.
- Working water pressure: 1 bar (minimum) – 6 bar (maximum)
- Working temperature: Keep from freezing –maximum temperature : 43°
  - Mini Flow: 162 L/h
  - Max Flow: 2.2 m3/h
- Uses 2 x 1,5V AA alkaline batteries (not included)

### Certifications

- NOM-001-SCFI-1993, CE, RCM.

### Model

- 1ZEHTMR



Digital Hose End Timer



## ESP-9V Series

Battery-Operated Controller

### Features

#### Controller Features

- Waterproof case ensures long life, even when installed in a valve box
- Common programming features are easily accessed on one screen, making programming quick and easy
- Operates for approximately one full year using one 9-volt alkaline battery, or two years with two 9-volt alkaline batteries
- Large LCD display with easy to navigate user interface
- Sensor input with bypass override
- Mast valve/pump-start circuit (multi-zone units only)
- Non-volatile (100-year) program memory
- IP68 certified for protection against dust and water intrusion
- Plastic controller case has outstanding resistance to weather, yellowing and aging

#### Scheduling Features

- Dedicated manual watering button for easy operation
- Automatic zone-stacking ensures that only one valve irrigates at the same time. ESP-9V will automatically irrigate the lower number zone first if zones are scheduled to water at the same time
- Contractor Rapid Programming™ automatically copies the start times and watering days from zone 1 to all remaining zones at initial setup
- Run times, start times, and watering days are customizable by zone
- 6 start times per zone
- 4 watering day options per zone: Custom days of the week, Cyclic, and ODD or EVEN calendar days
- Delay watering (1 to 9 days)

#### Valve Compatibility

- Rain Bird K80920
- Hunter 458200
- Irritrol DCL
- Toro DCLS-P

#### Controller Dimensions

- Width: 13.59 cm
- Height: 10.26 cm
- Depth: 6.15 cm
- Weight: 907 g

#### LCD Screen Size

- Width: 5.72 cm
- Height: 3.18 cm

#### Optional Wall Mount Dimensions

- Width: 10.76 cm
- Height: 17.60 cm
- Depth: 4.99 cm
- Weight: 107 g

#### Certifications

- cULus. For current certifications visit: [www.rainbird.com/esp9v](http://www.rainbird.com/esp9v)

#### Models

- ESP9V1: 1-Zone ESP-9V Controller
- ESP9V2: 2-Zone ESP-9V Controller
- ESP9V4: 4-Zone ESP-9V Controller
- ESP9V6: 6-Zone ESP-9V Controller
- ESP9V1SOL: 1-Zone + 9V Solenoid



ESP-9V Series  
Battery-Operated Controller



## TBOS-BT and TBOS-BTLT

Bluetooth Battery-Operated Controller.

Install anywhere. Program from a Smartphone.

### Features

#### Rain Bird Mobile App Features for TBOS BT

- Create, review and transmit irrigation programs
- Capability to set zones or programs to manually irrigate
- Basic programming includes 3 independent programs A,B and C, each with 8 start times per day
- Stations can be assigned to several programs with different watering run times
- Run time is from 1 minute to 12 hours in 1-minute increments
- Five watering day cycle modes (Custom, even, odd, odd-31, cyclical) selectable by program for maximum flexibility and watering
- Program and global Monthly Seasonal Adjust; 0% to 300% (1% increments)
- Delay watering from 1 to 14 days
- Built-in ID with naming capability. The control module and stations can be individually named.
- Optional passcode
- Permanently turn the controller off to prevent irrigation
- Battery indicator reports the status of the control module's battery
- Capability to clear the control module's irrigation program

#### Controller Features

- Operates for approximately one full year using one 9-volt alkaline battery
- Completely potted to obtain IP68 conformity
- Independent station operation allows sequential start times (with stacking in case of overlap) restriction compliance
- Master valve output on TBOS BT1, 2, 4, & 6 Control Modules
- No loss of irrigation program after a battery replacement

#### Valve Compatibility

- Rain Bird TBOS Potted Latching Solenoid (K80920)
  - DV, DVF, ASVF, PGA, PEB, PESB, EFB-CP, and BPES series
- Hunter 458200
- Irritrol DCL
- Toro DCLS-P

#### Certifications

- cULus , FCC Part 15b , ISED RSS-247 Issue 2.0 , CE , IP68, ICASA, CITC, ACMA, SUBTEL, SRRC, MIC, IFETEL, CRA, TRA.

For current certifications visit: [www.rainbird.com/tbosbt](http://www.rainbird.com/tbosbt)

### TBOS-BT System Components

#### Rain Bird Mobile App Features for TBOS-BT and TBOS-BTLT

- Available for Android and IOS devices

#### TBOS-BT Models

- TBOS-BT1: 1 Station, with Infrared Port (Available in Europe Only)
- TBOS-BT2: 2 Station, with Infrared Port (Available in Europe Only)
- TBOS-BT4: 4 Stations, with Infrared Port (Available in Europe Only)
- TBOS-BT6: 6 Stations, with Infrared Port (Available in Europe Only)

#### TBOS-BTLT Models

- TBOS-BT1LT: 1 Station, no Infrared Port
- TBOS-BT2LT: 2 Stations, no Infrared Port
- TBOS-BT4LT: 4 Stations, no Infrared Port
- TBOS-BT6LT: 6 Stations, no Infrared Port (Available in Europe Only)

#### Accessories

- K80920 TBOSPSOL: TBOS Potted Latching Solenoid
- RSDBEX: RSD Series Rain Sensors
- Adapter for Non-Rain Bird plastic valves
  - K80510 TBOSADAPP
- Adapter for Non-Rain Bird brass valves
  - K80610 TBOSADAPB



TBOS-BTLT Bluetooth Battery-Operated Controller and Mobile App







## Sensors & Meters

Sensors & Meters Compatibility Matrix												
Accessory	Description	ESP9V	TBOSBT	RC2	ESPTM2	ESPME	ESPME3	ESPLXME2	ESPLXME2P	ESPLXD	ESPLXIVM	ESPLXIVMP
<b>Weather Sensors &amp; Stations</b>												
RSD-BEx	Wired Rain Sensor	●	●	●	●	●	●	●	●	●	●	●
WR2	Wireless Rain/Freeze Sensor			●	●	●	●	●	●	●	●	●
SMRT-Y	Soil Moisture Sensor				●	●	●	●	●	●	●	●
ANEMOMETER	Wind Speed Sensor							● <sup>1</sup>	● <sup>1</sup>	● <sup>1</sup>	● <sup>1</sup>	● <sup>1</sup>
<b>Flow Meters &amp; Sensors</b>												
FG100	1" PVC Flow Sensor					●	●	●	●	●	●	●
FS100P	1" PVC Tee Flow Sensor					●	●	●	●	●	●	●
FS150P	1½" PVC Tee Flow Sensor					●	●	●	●	●	●	●
FS200P	2" PVC Tee Flow Sensor					●	●	●	●	●	●	●
FS300P	3" PVC Tee Flow Sensor					●	●	●	●	●	●	●
FS400P	4" PVC Tee Flow Sensor					●	●	●	●	●	●	●
FS100B	1" Brass Tee Flow Sensor					●	●	●	●	●	●	●
FS150B	1½" Brass Tee Flow Sensor					●	●	●	●	●	●	●
FS200B	2" Brass Tee Flow Sensor					●	●	●	●	●	●	●
FSINSERT	Replacement insert for tee sensors					●	●	●	●	●	●	●
FS350B	Insert Flow Sensor					●	●	●	●	●	●	●
UFS100	1" Ultrasonic Flow Sensor					●	●	●	●	●	●	●
UFS150	1½" Ultrasonic Flow Sensor					●	●	●	●	●	●	●
UFS200	2" Ultrasonic Flow Sensor					●	●	●	●	●	●	●

<sup>1</sup> Requires PT5002 Pulse Transmitter



### Water Saving Tips

- Properties managed with a flow sensor averaged 35% savings. As part of a two-year study, historical water usage was compared on eight properties to water usage after a flow sensor was installed.
- By installing a Rain Bird flow sensor and a compatible flow-sensing controller, you can quickly identify leaks, shut down damaged areas and prevent costly flooding to your property. Plus, you can monitor your water efficiency over time.
- With cost-effective flow-sensing technology from Rain Bird, you can help avoid small leaks and big issues—building more trust and a stronger reputation for your business.

## Flow Meters and Sensors

Compatible with IQ4, LINK, Site SAT, ESP- LXD, LXME2, LXME2 PRO, ESP-ME3 and LX-IVM PRO Controllers

### Features

- Simple six-bladed impeller design
- Designed for outdoor or underground applications
- Available in PVC, brass or stainless steel construction
- Pre-installed in tee or saddle mounted insert versions

### Operating Specifications

- Accuracy: ± 1% (full scale)
- Velocity: 1/2-30 feet (0.15 - 9.2 meters) per second depending on model
- Pressure: 400 psi (27.5 bars) (max) on brass models; 100 psi (6.9 bars) (max) on plastic models
- Temperature: 220° F (105° C) (max) on brass models; 140° F (60° C) (max) on plastic models

### FS Series Impeller Flow Sensors

- FS350B: Brass Insert Sensor
- FS100B, 150B, and 200B: Brass Sensors
- FS150P, 200P, 300P, and 400P: PVC Sensors
- FS100P: Tee Sensor

For complete Controller/Sensor compatibility information, see the Sensors & Meters Compatibility Matrix on page 159

### Rain Bird Flow Sensor Suggested Operating Range

The following tables indicate the suggested flow range for Rain Bird Flow Sensors. Rain Bird Sensors will operate both above and below the indicated flow rates. However, good design practice dictates the use of this range for best performance. Sensors should be sized for flow rather than pipe size.

Model	Suggested Operating Range (Gallons / Minute)	Suggested Operating Range (Liters / Minute)	Suggested Operating Range (Cubic Meters / Hour)
FS150P	5 - 100	19 - 380	1.1 - 23
FS200P	10 - 200	40 - 750	2.3 - 45
FS300P	20 - 300	75 - 1130	4.5 - 70
FS400P	40 - 500	150 - 1900	9 - 110
FS100B	2 - 40	7.6 - 150	0.5 - 9
FS150B	4 - 80	15 - 300	1 - 18
FS200B	10 - 100	38 - 380	2.3 - 23
FS350B	Depends on Pipe Type and Size - please reference Flow Sensors tech spec		

### Models and Dimensions

Model	Description	Dimensions
MJ100B	1" Brass Flow Sensor for the ESP-ME3	10.75" x 4.38" x 5.13" (273mm x 111mm x 130mm)
FS100P	1" (25mm) PVC Tee Flow Sensor	3.50" x 3.94" x 1.315" (89mm x 100mm x 33mm)
FS150P	1 1/2" (40mm) PVC Tee Flow Sensor	5.0" x 5.16" x 2.38" (127mm x 131mm x 60mm)
FS200P	2" (50mm) PVC Tee Flow Sensor	5.63" x 5.64" x 2.88" (143mm x 143mm x 73mm)
FS300P	3" (75mm) PVC Tee Flow Sensor	6.50" x 6.83" x 4.23" (165mm x 173mm x 107mm)
FS400P	4" (110mm) PVC Tee Flow Sensor	7.38" x 7.83" x 5.38" (187mm x 199mm x 137mm)
FS100B	1 1/2" (40mm) Brass Tee Flow Sensor	5.45" x 4.94" x 2.21" (138mm x 126mm x 56mm)
FS150B	1" (25mm) Brass Tee Flow Sensor	6.5" x 5.19" x 2.5" (165mm x 132mm x 64mm)
FS200B	2" (50mm) Brass Tee Flow Sensor	4.25" x 8.35" x 2.94" (108mm x 212mm x 75mm)
FS350B	3" and higher, Brass Insert Flow Sensor	7.13" x 3"(diameter) (181mm x 76mm (diameter))
FTINSERT	Replacement insert for Tee type sensors	



FS350B



FS200B  
FS150B  
FS100B



FS150P  
FS200P  
FS300P  
FS400P

FS100P

## FG100 Flow Sensor

Defend Against Leaks with Flow-Sensing Technology

### Features

- **Flo-Watch™:** This functionality in the ESP-ME3 Controller uses information from the FG100 to learn the flow, and monitor for low or excessive flow conditions caused by broken lines or heads—saving water, protecting plants and preventing property flooding.
- **Winter ready:** Designed to withstand high-burst pressure blowouts. Does not need to be removed during winter months.
- **No specialty PE-cable:** Easily install the FG100 with a standard 18g irrigation wire.
- **Threaded or slip unions:** Threaded or slip unions allow for faster installation and easy maintenance.
- **Rain Bird App:** Pair the FG100 with the ESP-ME3 Controller to check system health from anywhere, and control advanced flow settings via the Rain Bird Mobile App. Available for iPhone and Android.

### Specifications

- 25.4 mm inlet/outlet NPT/BSP/Slip
- Plastic body
- Paddle wheel impeller with ceramic shaft for heat dissipation

### Operating Specifications

- 152.4 m range on standard 18g irrigation wire
- Shielded wire is recommended for installations with wire runs that exceed 152.4 m, installation sites with significant wireless interference or to help protect against high-lightning locations
- Minimum Flow: 11.35 LPM
- Maximum Recommended Flow: 94.63 LPM
- Maximum Flow: 132.49 LPM

### FS Series Impeller Flow Sensors

- FG100: 25.4 mm Flow Sensor NPT
- FG100: 25.4 mm Flow Sensor Slip
- FG100: 25.4 mm Flow Sensor BSP

For complete Controller/Sensor compatibility information, see the [Sensors & Meters Compatibility Matrix](#) on page 159



FG100



### Models and Dimensions

Model	Description	Dimensions
FG100 (A83926)	1" / 25.4 mm Flow Sensor NPT	9.25" x 3.31" x 2.56" (235mm x 84mm x 65mm)
FG100SS (A83927)	1" / 25.4 mm Flow Sensor Slip	9.25" x 3.31" x 2.56" (235mm x 84mm x 65mm)
FG100 (A83928)	1" / 25.4 mm Flow Sensor BSP	9.25" x 3.31" x 2.56" (235mm x 84mm x 65mm)

## Ultrasonic Series Flow Sensors

Compatible with IQ4, LINK, Site SAT, ESP- LX D, LXME2 PRO, ESP-ME3, LX-IVM, and LX-IVM PRO Controllers

### Sensor Features

- Uses internal ultrasonic transducers and acoustical reflectors to sense flow
- Designed for outdoor or underground applications (upper electronics are IP 68 / NEMA 4X rated)
- Glass Filled Nylon body construction for high pressure rating (13.8 bar)
- No straight-pipe requirements - can be placed right next to a valve

### Flow Range

- UFS200: 3.8 - 757 lpm
- UFS150: 1.9 - 416.4 lpm
- UFS100: 1.1 - 189.3 lpm

### Additional Specifications

- Accuracy: +/- 2% across full flow range
- Velocity: 0.6-6.1 meters per second depending on model and system specifications
- Pressure: 13.8 bar Working Pressure
- Temperature: 0° - 65 C Working Temperature

### Transmitter Features

- Transmitters are not required on ESP-LXMEF, ESP-LXME2, ESP-LXIVM or ESP-LXD controllers
- Used with Maxicom and Site Control systems, programmable from a computer
- Reliable solid-state design, available with or without LCD display
- Operates with MAXILink™ and (hard-wire) two-wire satellite systems
- Easy-to-program, menu-driven design
- Mounted in optional NEMA enclosure (PT5002 only)

### Models

- UFS100: 25mm Ultrasonic Flow Sensor
- UFS150: 40mm Ultrasonic Flow Sensor
- UFS200: 50mm Ultrasonic Flow Sensor

### Features

Flow Sensors enable and enhance Rain Bird Controller abilities:

#### Flo-Watch™

- Flo-Watch constantly monitors for low flow and excess flow conditions caused by broken lines or heads, automatically quarantines and shuts down the problem area, and continues to irrigate non-affected areas. Saves water, saves plant material, and enables irrigation programs to continue and complete

#### Learned Flow

- The controller automatically learns station flow rates resulting in more accurate flow rates. The automatic collection prevents you from having to manually enter data from drawings, or physically visiting each valve to collect flow data and manually entering the data into a controller

#### FloManager®

- FloManager determines the optimal station irrigating sequence. The system runs at its fullest capacity until programs are complete. The controller automatically selects and runs multiple valves at the same time within hydraulic parameters, allowing for shorter water windows



UFS200

### Models and Dimensions

Model	Description	Dimensions
UFS100	25mm Ultrasonic Flow Sensor	267mm x 121mm x 124mm
UFS150	40mm Ultrasonic Flow Sensor	267mm x 121mm x 111mm
UFS200	50mm Ultrasonic Flow Sensor	267mm x 121mm x 98mm

## Flow Monitors / Pulse Transmitters

The **PT322 Pulse Transmitter** converts a flow sensor's data output and transmits it through the two-wire path to the Site Controller or to the MaxiLink communication board. Designed for use with SiteSat systems, the PT322 is easily configurable through your computer, providing real-time flow or wind speed data.

The **PT5002 Flow Monitor/Transmitter** is a state of the art instrument, translating flow sensor data or anemometer wind speed data to display instantaneous and total flow/speed in multiple formats, and transmit data to Satellite Controller Systems. It also features two high flow cutoff outputs, closing valves and saving water if a pipe or rotor malfunctions, or a high wind speed alert is set. Replacing the PT3002, the new model features a large backlit display and an improved user interface with easy to program functionality.

### Features

#### PT5002 Flow Monitor/Transmitter

- Large, easy to read backlit display
- Simple menu driven soft-key programming
- Pre-programmed Rain Bird flow sensor k-factor and offset selection
- Flow Sensor or Wind Sensor input
- Instantaneous Flow Rate
- Resettable Total Flow
- Hi Flow / High Wind Master Valve Shutoff
- Pulse Decoder output to various controllers and central controls
- Available in two versions:
  - **PT5002 Panel Mount Kit** I/O terminal connectors, mounting hardware, and 24v power supply included
  - **PT5002NEMA Wall Mount Kit** Weatherproof NEMA enclosure, I/O terminal connectors, mounting hardware, and 24v power supply included

#### PT322 Pulse Transmitter

- Reliable Solid State design
- Compact, easy to mount
- Secure snap fit connectors
- Two diagnostic Status LEDs
- Programmable from Laptop or Computer

### Operating Specifications

- Input required: -12-30 VDC/VAC on PT322-12-24 VAC/VDC on PT5002
- Output: Pulse output
- Operating Temp: -20° C to 70° C

### Configuration

- **For ESP-LXD Decoder Systems**, the Flow Sensor is installed with a Two-Wire Decoder Sensor Decoder (SD210TURF)
- **For ESP-LXME2 PRO Systems**, the Flow Sensor is attached to the PSMLXME2 Pro Smart Module
- **For ESP-ME3 Controllers**, the Flow Sensor is attached to flow sensor terminals in the controller



PT5002 Wall Mount with NEMA enclosure



PT5002 Panel Mount Flow Monitor



PT322



FSSURGEKIT

Compatibility Matrix												
Product	Description	ESP9V	TBOSBT	RC2	ESPTM2	ESPME	ESPME3	ESPLXME2	ESPLXME2P	ESPLXD	ESPLXIVM	ESPLXIVMP
PT322	Pulse Transmitter Flow											
PT5002	Flow Monitor/Pulse Transmitter Flow											
PT322	Flow Monitor/Pulse Transmitter Wind				●	●	●	●	●	●	●	●
		IQ with					Maxicom with	Maxicom CCU with		SiteControl TWI with		SiteControl with
		ESPLXME2	ESPLXME2P	ESPLXD	ESPLXIVM	ESPLXIVMP	ESPSITE	ESPSAT2	ESPSATL	ESPSAT2	ESPSATL	LDI
PT322	Pulse Transmitter Flow/Wind						●	●*	●	●*	●	●
PT5002	Flow Monitor/Pulse Transmitter Flow/Wind						●	●*	●	●*	●	●

\* Requires DECPULLR Decoder for Flow Sensor Input

## RSD-BEx

Wired Rain Sensor

### Features and Benefits

- Automatic rain shutoff prevents overwatering due to natural precipitation
- Robust, reliable design reduces service call backs
- Moisture sensing disks work in a variety of climates
- Different sensor mounts permit speed and flexibility on the job site
- Latching hinge maintains alignment

### Mechanical Properties

- Multiple rainfall settings from 1/8"– 3/4" (5 - 20 mm) are quick and easy with just the twist of a dial
- Adjustable vent ring helps control drying time
- High-grade, UV resistant polymer body resists the elements
- Comes with 5" latching aluminum bracket
- Not compatible with ESP-SMT or ESP-SMTe controllers

### Electrical Specifications

- Application: Suitable for low voltage 24 VAC control circuits and 24 VAC pump start relay circuits\*
  - Switch electrical rating: 3A @ 125/250 VAC
  - Capacity: Electrical rating suitable for use with up to ten 24 VAC, 7 VA solenoid valves per station, plus one master valve
  - Wire: 25' (7.6 m) length of #20, 2 conductor UV resistant extension wire
- \* Not recommended for use with high voltage pump start, pump start relay circuits or devices.

### Certifications

- cULus, CE, RCM. For current certifications visit: [www.rainbird.com/rsd](http://www.rainbird.com/rsd)

### Dimensions

- Overall length: 6.5" (16.5 cm)
- Overall height: 5.4" (13.7 cm)
- Bracket hole pattern: 1.25" (3.2 cm)

### Model

- RSD-BEx: Rain sensor w/ latching bracket, extension wire



### How to Specify

#### RSD - BEx

Extension Wire  
25' (7.6 m) length

Mounting  
BE: Metal Bracket

Model  
RSD: Rain Sensing Device

## ANEMOMETER Wind Sensor

IQ™, ESP-LXME2 and ESP-LXME2 PRO, ESP-LXD, ESP-LXIVM, ESP-LXIVM Pro

### Features

- Accurate wind speed measurement for high-wind shutdown or interrupt of irrigation programs
- Heavy-duty metal mounting bracket
- Requires PT5002 Pulse Transmitter for use with IQ Systems, ESP-LXME2 and ESP-LXME2 PRO, ESP-LXD, ESP-LXIVM, ESP-LXIVM Pro

### Model

- ANEMOMETER



## WR2 Series Wireless Rain + Freeze Sensors

Superior responsiveness to rainfall and cold temperatures, save up to 35% on water usage

### Features & Benefits

- Enhanced antenna array provides superior signal reliability that overcomes most line-of-sight obstructions
- Sensor signal strength indicator enables one person set up, reducing installation time
- Convenient adjustment and monitoring of rain or freeze settings at the controller interface
- Simple battery replacement without the need to disassemble the sensor
- Highly intuitive icon-driven controller interface simplifies programming
- Easy to install, self-leveling sensor bracket mounts to flat surfaces or rain gutters
- Antennas concealed within the units for greater visual appeal and product robustness
- "Quick Shut Off" interrupts active irrigation cycle during a rain event

### Electrical Specifications

- Application: suitable for use with 24 VAC controllers (with or without pump start / master valve)
- Electrical rating suitable for use with up to six 24VAC 7VA solenoids plus an additional master valve or pump start that does not exceed 53VA
- Controller Interface Wire: 30" (76 cm) length of #22 gauge (0.64 mm) UV resistant extension wire
- FCC approved spread spectrum 2 way radio transceivers with FCC Class B approvals
- Signal transmission distance of 700' (213.4 m) Line of Sight
- Battery life: four or more years under normal operating conditions
- 6 KV surge / lightning protection

### Certifications

- cULus, FCC Part 15c, ISED RSS-210, CE.
- For current certifications visit: [www.rainbird.com/wr2](http://www.rainbird.com/wr2)

### Mechanical Properties

- Adjustable rainfall settings from 1/8" – 1/2" (3 – 13 mm)
- Adjustable low temperature settings from 33°F – 41°F (0.5° – 5°C)
- Three irrigation modes to select: Programmed, Suspend Irrigation for 72 hours, Override sensor for 72 hours

**Note:** The WR2-48 model replaces the Suspend Irrigation for 72 Hours mode with 48-Hour Irrigation Hold Active mode.

- "Quick Shut Off" suspends active irrigation cycle within approximately two minutes
- High-grade, UV resistant polymer units resist harmful environmental effects

### Models

- North America (916 MHz)
  - WR2-RFC: Rain + Freeze Combo
  - WR2-48: Rain + Freeze Combo with 48-hour hold
- International (868 MHz)
  - WR2-RFC-868: Rain + Freeze Combo



#### Step 1



Program in seconds

#### Step 2



Determine best sensor location

#### Step 3



Install sensor easily using mounting bracket

## SMRT-Y Soil Moisture Sensor Kit

Accurate • Reliable • Smart

### Features and Benefits

- Turns any controller into a water saving smart controller
- Healthier landscapes less prone to nutrient depletion, fungus and shallow root growth
- Typical water savings exceed 40%
- TDT digital sensor enables highly accurate readings that are independent of soil temperature and electrical conductivity (EC)
- Displays soil moisture content, soil temperature and EC
- Corrosion-resistant in-ground sensor made of high-grade 304 stainless steel

### Operating Specifications

- 25 Volts AC at 12W
- Operating temperature: -4°F to 158°F (-20°C to 70°C)
- Survival temperature: -40°F to 185°F (-40°C to 85°C)

### Certifications

- cULus, FCC Part 15b, CE.
- For current certifications visit: [www.rainbird.com/smrty](http://www.rainbird.com/smrty)

### Dimensions

#### Controller Interface

- W: 3.0" (76mm); H: 3.0" (76mm); D: 0.75" (19mm)

#### In-Ground Soil Moisture Sensor (without wires)

- W: 2.0" (50mm); L: 8.0" (200mm); D: 0.5" (12mm)
- 18 AWG wire leads @ 42 in. (106.7 cm) length

### SMRT-Y Kit

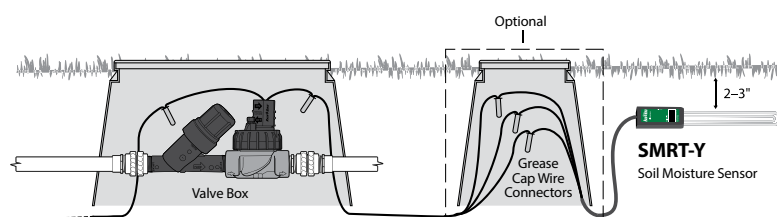

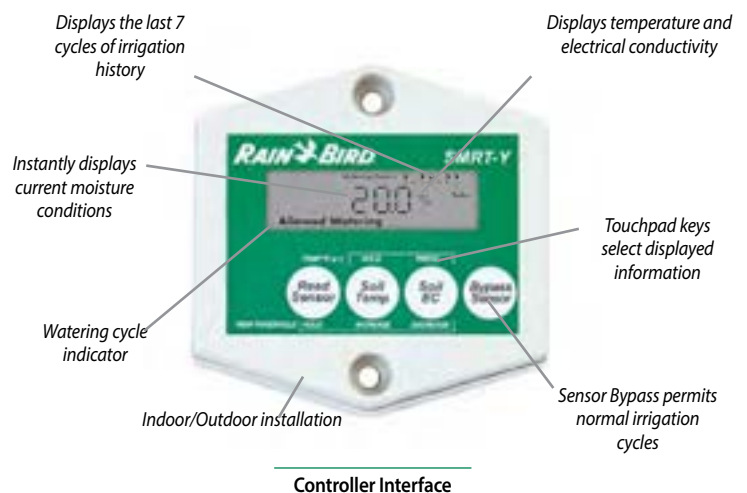
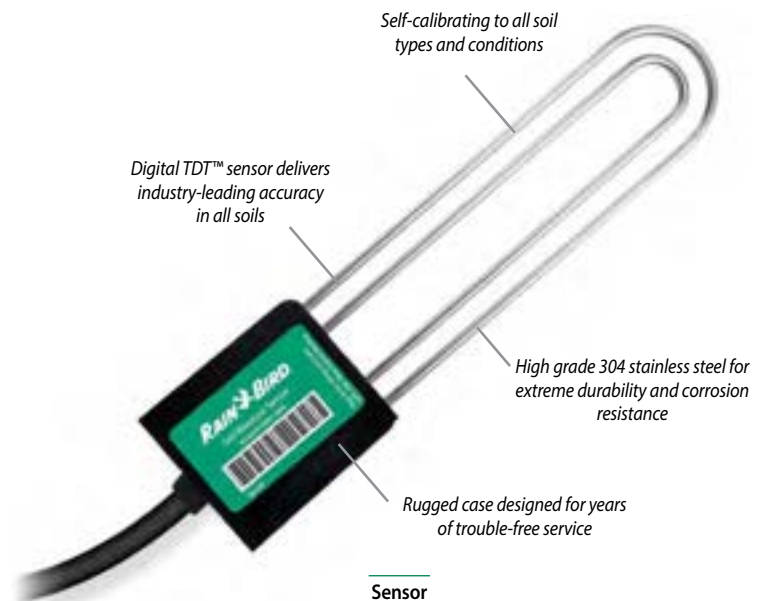
#### Includes

- Controller Interface
- In-Ground Soil Moisture Sensor
- Anodized, rust-proof screws, 1.5" (two per package)
- Wire nuts – 5 blue, 2 gray, 1 yellow
- Multilingual instruction manual, "Quick Start" Guide and Soil Moisture sticker

### Models

- SMRT-Y: Soil Moisture Sensor Kit

**Note:** All SMRT-Y models are RoHS compliant







## Central Control and Water Management Technology



### Water Saving Tips

- IQ™ Systems provide fully-automated ET (evapotranspiration) adjustment of irrigation programs for maximum water savings.
- IQ™ FloWatch™ utility monitors and records real-time flow and automatically diagnoses and eliminates flow problems caused by broken pipes, vandalism or stuck valves.
- The Rain Bird® IQ™ Platform. The ultimate tool for remote water management. With no hidden fees, it's the perfect remote water management solution. With the new IQ4-Cloud software, you can control your irrigation system from any device, anywhere with all the features of the full system. With set up that takes less than five minutes, multi-user access and no recurring annual fees, you finally have the option you've been waiting for.

**Join the IQ Movement! Visit [www.rainbird.com/products/iq4](http://www.rainbird.com/products/iq4) and take control now.**

Major Products	
System Name	IQ4 - Cloud
System Type	<b>Modular multi-site central control system</b>
Traditionally wired or two-wire decoder	Works with both
Typical applications	Multi-site management with modular features. Ideal solution for water managers, schools, parks, corporate campuses and transportation departments
Number of sites/system	1000+
Local and/or remote site control	Local and remote
Maximum number of simultaneous stations per site/system	5 per LXME2/Pro 8 per ESP-LXIVM 8 per ESP-LXD 16 per ESP-LXIVM Pro
Number of ET (weather) sources	100
Program adjustments by ET	Yes
Program adjustments by percentage	Yes
Programming by volume/gallons	No
Number of programs	4 per LXME2/Pro 10 per ESP-LXIVM 4 per ESP-LXD 40 per ESP-LXIVM Pro
Flow management capabilities	Yes
Flow monitoring/recording capabilities	Yes
High-flow shutdown	Mainline and laterals
Low- or zero-flow shutdown	Mainline and laterals
Alarms/warnings	Yes
Sensor input and manual bypass	Yes
Number of weather sensor inputs	1 per LXME2/Pro 4 per ESP-LXIVM 4 per ESP-LXD 8 per ESP-LXIVM Pro
Number of flow sensor inputs	1 per LXME2/Pro 5 per ESP-LXIVM 5 per ESP-LXD 10 per ESP-LXIVM Pro
Software/password log-on protection	Yes
Remote control capabilities	Yes
Cycle+Soak™	Yes
Water window by program/schedule	Yes
Computer included with software	No
Computer programming	Yes
24/7 system monitoring	Yes, by the controller
24/7 communication & feedback	No
Remote site telephone, cellular, radio, Ethernet, Wi-Fi communication	All
Automatic remote site communication	Yes
Satellite controllers or decoders	LXME2/Pro ESP-LXIVM ESP-LXD ESP-LXIVM Pro
Modular station capacity	LXME2/Pro: 8-48 ESP-LXD: 50-200
Number of site/system interfaces	N/A – No interfaces required
Number of satellites/system	16,000+
Number of satellites/site interface	Up to 150 satellites per IQNet
Number of satellite stations/site	LXME2/Pro: Up to 7,200 per IQNet ESP-LXD: Upto 30,000 per IQNet ESP-LXIVM: Up to 9,000 per IQNet ESP-LXIVM Pro: Up to 36,000 per IQNet
Number of decoder addresses per site	Up to 30,000 per IQNet
Interactive map interface	No
GPS, CAD, SHP, BMP Import	N/A
Valve control: stations or decoders	Both
Estimated/actual water use report	Yes
Event recording (station operation)	Yes
Projected operation (dry/run) capability	Yes
Supported by Global Services Plan	Yes
Can also manage lighting and security systems	Yes

## IQ4 Central Control Software

Modular Multi-Site Central Control

The IQ Platform offers state-of-the-art command and control features in an easy to learn and use interface. IQ provides advanced water management features saving money and time.

### Applications

All IQ versions provide remote programming, management, and monitoring of ESP-LX Series Controllers from the computer in your office. IQ is the perfect irrigation control solution for parks departments, school districts, property managers, landscape maintenance contractors, and water managers. IQ can manage small single-controller sites as well as large multi-controller sites and supports both ESP-LX Series traditionally-wired and 2-wire controllers.

IQ-Cloud is a cloud based service allowing users to login and control their irrigation system from any internet connected device including desktop computers, tablet computers and mobile smartphones.

IQ-Cloud is ideal for organizations with multiple irrigation system administrators and/or users that require mobility. IQ-Cloud features the ability to use mobile devices providing quick access to all IQ4 features in an interface designed for touchscreen devices found in smartphones or tablets. Users are not restricted to an initial capacity and can add satellites at will. Internet access is required.

### IQ Platform Software Features

- Compatible with ESP-LXME, ESP-LXME2 and ESP-LXME2 Pro traditionally wired controllers, and ESP-LXIVM, ESP-LXIVM Pro and ESP-LXD two-wire controllers
- Programming in seconds, minutes, and hours
- ET station run time adjustments by site, controller or program
- Scheduled and on-demand reports for Water Management, Configuration and Audits
- Automated satellite Synchronize & Retrieve Logs
- Satellite Two-Way Programming (changes made at the satellite can be viewed and accepted in the IQ4 software)
- IQ Global Weather Internet Service which provides local weather data including rain fall
- Retrieves minute-by-minute flow logs from flow sensor equipped ESPLXME2 Pro, ESP-LXIVM and ESP-LXD Satellite Controllers
- Flow Logs vs. Projected Flow Graphical Report (identifies which programs & stations where running at any point in time)
- Dryrun™ irrigation schedule forecasting up to 30 days
- Automated controller firmware updates
- Remote diagnostics of controller wiring or two-wire path
- User selectable languages include English, Spanish, French, German, Italian, Portuguese, Korean, Japanese, Chinese, Vietnamese, and Swedish

Visit [www.rainbird.com/products/iq4](http://www.rainbird.com/products/iq4) to learn more about the features included in the IQ4 Platform.

### Additional 5-Satellite Capacity Upgrade (IQ-Desktop/Enterprise)

- IQ Software satellite controller capacity can be upgraded in 5-satellite increments
- Additional capacity is added through a purchased software activation Keycode

### Recommended Computer Requirements for IQ-Desktop

- Windows 10, Windows 8, Windows 7 Service Pack 1
- Intel I5-540M or equivalent processor
- 8 GB RAM (minimum)
- 10 GB available disk space
- 1024 x 768 pixel screen resolution
- Internet Access
- Chrome (recommended), Edge, or Firefox browser
- Network Connection (for Ethernet, WiFi, Cellular)
- Serial Port or USB to Serial Adapter (for Direct Connect and External Modem communication)



### How to Specify

#### **IQ4 SOFTWARE**

IQ4-Cloud: IQ4 cloud-based software compatible with all Rain Bird ESP-LX controllers with NCC communications cartridges

### TBOS Integration in IQ3 Cloud

TBOS-II Controller Series enables remote control from IQ3 Cloud via radio communication. This feature is available through installation of an IQ TBOS Master Radio Module into an IQ ESP-LX satellite

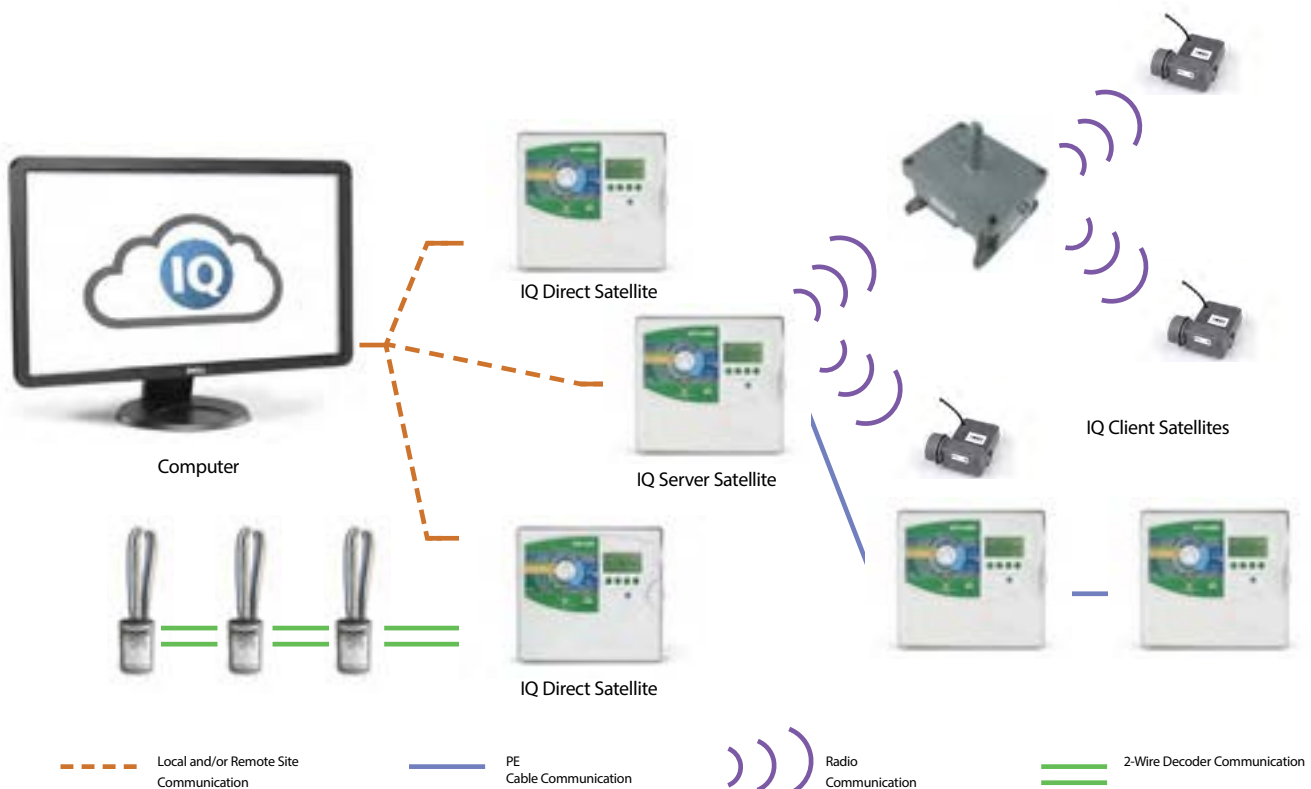
#### Specifications

- IQ3 Cloud enables support of 250 TBOS Networks
- IQ TBOS Master Radio Module is installed in an ESP-LX series server satellite controller to remotely controlled TBOS/TBOS-II control modules in the field
- A TBOS Radio Network consists in one Master Radio Module, zero to fifteen TBOS Radio Relay(s) and one or several TBOS/TBOS-II Control Modules (equipped with TBOS-II Radio Adaptors)
- Each Radio Relay (including IQ TBOS Master Radio Module) can manage up to 32 TBOS/TBOS-II Control Modules via Radio (equipped with TBOS-II Radio Adaptors), for a maximum total of 512 TBOS clients per TBOS Net

#### Central Control Features

- Backward compatibility: all TBOS control modules can be centralized on IQ3 Cloud if equipped with TBOS-II adapter
- IQ3 Cloud can manage up to 250 IQ TBOS Master Radio Module (1 per SERVER satellite)
- IQ3 Cloud enables to automatically learn TBOS radio network in order to communicate with in-field TBOS/TBOS-II controllers

- IQ3 Cloud enables naming control modules and stations. Reverse Synchronize operation overwrites station and controller names with actual device names on the field
- IQ3 Cloud reflects the battery charge level of TBOS-II control modules, radio adapters and TBOS radio relays
- IQ3 Cloud enables TBOS dry-run
- IQ3 Cloud enables all manual and programming commands: start station, start program, cancel all, test all stations, rain delay, Off command, On command
- IQ3 Cloud enables programming and data synchronization and reverse synchronization
- IQ3 Cloud enables IQ TBOS Master Radio Module and TBOS Radio Relay firmware upgrade
- TBOS-II control module standard sensor connection accommodates dry contract sensors (rain) but when centralized on IQ also accommodates pulse dry contact sensor (flow)
- Flow sensor alerts retrieve in IQ3 Cloud every 12 hours or per user request



**Hardware**

**IQ TBOS Master Radio Module**

- IQ TBOS Master Radio Module is installed in an ESP-LX series server satellite controller to remotely controlled TBOS/TBOS-II Control Modules in the field
- It provides:
  - Serial communication with Network Communication Cartridge (send and receive data from remote PC)
  - Radio communication with max. 15 TBOS Radio relays
  - Radio communication with max. 32 nearby TBOS-II radio adaptors
  - Sensor alarm management
  - Installed in one of the 4 ESP-LX station Module slot (max. one per controller)
- Radio communication operates on license free ism bands
- A TBOS net radio network consists in one (1) Master Radio Module, zero (0) to fitting (15) TBOS Radio Relay(s) and one or several TBOS-II Radio adapter
- An IQ TBOS Master Radio Module enables remote control of 32 TBOS/ TBOS-II control modules within its radio range.  
ITBOS MRM EU (P/N: F48320)



IQ TBOS Master Radio Module

**TBOS Radio Relay**

- Radio operates on license-free ism bands
- IP44 class
- TBOS radio relays are expected to be installed on high points. In some external installations power supply may be available only by night. An internal Battery pack (sealed-lead battery, 6V, 2.5Ah) is included. The battery is delivered disconnected so as to preserve its service life. Once the battery is connected, it switches to "active" mode and needs to be regularly recharged. The following cycle is necessary to fully charge the battery: 8h charging at night on public lighting, 16h discharging during the day (with or without radio traffic)
- Supply between 207V and 244V AC
- Relay input voltage between 12 and 14V
- Radio range in open field:
  - between 2 TBOS Radio Relays: approx. 1200 m
  - between TBOS Radio Relay and TBOS-II Radio Adapter: approx. 300 m
  - between TBOS Radio Relay and TBOS-II field transmitter: approx. 100 m (ITBOS RR EU)



TBOS Radio Relay

**Operation Specifications**

- Operating temperature: -10° to +65°C
- Operating humidity: 95% max. at +4°C to +49°C

**Electrical Specifications**

- Supply between 207V and 244V AC
- Relay input voltage between 12 and 14V

**Model**

- IQ TBOS: Feature Pack is standard in IQ3 Cloud and optional for IQ Desktop and IQ Entrepriase

## IQ NCC Network Communication Cartridge

Upgrades any ESP-LX Series Controller to an IQ Central Control Satellite Controller

### Features

- IQ is the perfect irrigation control solution for parks departments, school districts, property managers, landscape maintenance contractors and water managers. IQ can manage small single-controller sites as well as large multi-controller sites. IQ NCC cartridges are compatible with the ESP-LXME2 Controller with 1 to 48-station capacity, ESP-LXD Decoder Controller with 1 to 200-station capacity, ESP-LXIVM Controller with 1 to 60-station capacity and ESP-LXIVM Pro with 1 to 240 station capacity
- IQ NCC cartridges are initially configured through a setup wizard provided in the ESP-LX Series Controller IQ Settings dial position. Communication setting parameters are configured through the IQ software or the NCC Configurator Software designed for netbook/laptop use on the job site

### Direct Satellites

- Single controller sites would use an IQ NCC cartridge configured as a Direct satellite. A Direct satellite has an IQ central computer communication connection but no network connections to other satellites in the system

### Server & Client Satellites

- Multi-controller sites would use one IQ NCC cartridge configured as a Server satellite and the other NCC cartridges configured as Client satellites. The Server satellite has an IQ central computer communication connection and shares this communication connection with the Client satellites through high-speed data cable or radios. The communication connection between Server and Client satellites is called the IQNet™
- Satellites on a common IQNet can share weather sensors and master valves
- Server and Client satellites using high-speed data cable for IQNet communication require installation of an IQ CM Communication Module. Server and Client satellites using radio communication for IQNet communication require installation of an IQSSRADIO radio. Each cartridge kit includes cables to connect the NCC cartridge to connection module and/or radio

### IQ NCC 4G Cellular Cartridge

- Includes embedded 4G Cellular Data Modem with antenna connector
- Includes internal antenna for plastic controller enclosures (optional 4G external antenna available for metal case controller enclosures)
- Requires 4G Cellular data service plan purchased from Rain Bird with cellular service included
- Used for Direct or Server Satellite applications requiring wireless Cellular communication with the IQ central computer
- Available with 1st year of communication service included.
- 4G Cartridge with included communication service not offered in all areas

### IQ NCC-EN Ethernet Cartridge

- Includes embedded Ethernet Network Modem with RJ-45 port
- Includes RJ-45e patch cable (requires LAN network static IP address)

### IQ NCC-RS RS232 Cartridge

- Includes RS-232 Port for IQ Direct Cable or External Modem communication connection to the IQ central computer, and external modem cable (IQ Direct Cable provided with IQ Software Package)
- Used for Direct or Server Satellite applications requiring direct cable connection or external modem (radio or other 3rd-party device) communication with the IQ central computer, and for Client Satellite applications requiring IQNet high-speed data cable or radio communication with the Server Satellite

### IQ-PSCM-LXM - Pro Smart IQ Connection module (for LXME2)

- Provides IQNet high-speed data cable connections for ESP-LXME2 & PRO Controller
- Includes Pro Smart Module and Base Module functions

### IQ CM-LXD Connection Module

- Provides IQNet high-speed data cable connections for ESP-LXD Controller
- Installs in ESP-LXD 0 (zero) module slot

### IQ SS-Radio Radio Modem

- Provides IQNet wireless radio communication between Server and Client satellite controllers
- Can also be used with the IQ NCC-RS RS232 Cartridge for IQ central computer to Direct or Server satellite radio communication
- Includes power supply and external antenna (programming software and cable provided separately)



LX Series Cartridge Panel with IQ-NCC-RS Cartridge Installed

## WS-PRO Weather Stations

IQ™ 4 (WS-PRO2 and WSPROLT)

### Features

- Scientific accuracy sensors located three meters above the ground for added vandal-resistance
- Powerful, internal micro-logger for climatic data collection, logging and analysis, constant communication with weather sensors, and storage of 30 days of data
- Rugged yet lightweight metal construction
- Self-diagnostic test mechanisms: internal moisture, battery voltage level, test port for local sensor check, and simple-to-service sensors and internal components
- State-of-the-art weather software calculates ET values, stores daily and historic ET values, monitors and displays current weather conditions, and graphically displays weather parameters

### IQ™ Central Control Features

- WS-PRO2 or WS-PRO-LT Weather stations are compatible with IQ™
- IQ can interface with 100 weather stations

### Weather Station Sensors

- Air Temperature
- Solar Radiation
- Relative Humidity
- Wind Speed
- Wind Direction
- Rainfall

### System Compatibility

- IQ™ Central Control

### Models

- WS-PRO2-DC Direct Connect model – 2-pair wire connection with Central Controller via short-haul modem
- WS-PRO-LT-SH Short Haul model – 2-pair wire connection with Central Controller via short-haul modem



WS-PRO2  
Weather Station

## Global Service Plans

Support for your Central Control System — Software Support, Hardware Support, Upgrades, Exchanges, System Protection

### IQ Software Support

- Professional diagnosis and assistance with toll-free phone support and direct on-line access to your system
- Sharpen your knowledge and stay up to date with the latest technical training and news
- The latest central control software and service packs included
- Piece-of-mind that your system is protected.

**Rain Bird has several plans and payment options to choose from. You can select from a fully comprehensive coverage plan to a basic coverage plan.**

### Board Exchange Services

Use Rain Bird factory-tested replacement components to improve and upgrade your controllers. We offer a variety of replacement components for your field controllers, interface devices, and weather stations. These include cables, transformers, pedestals, brackets, enclosures, and sensors. We also carry radios and wireless accessories to support LINK™, 900MHZ, and cellular communication.

- All boards are new or reconditioned with original Rain Bird quality parts
- Most support plans include an additional 20% discount on replacement boards
- Extensive stock of Rain Bird circuit boards including hard to find items

**Contact us today at [gspmarketing@rainbird.com](mailto:gspmarketing@rainbird.com) to learn more about how we can support you.**



Global  
Service  
Plan







Introduction

Spray/Bodies

Spray & Rotary Nozzles

Rotors

Valves

Controllers

Sensors & Meters

Central Control and Water Management

Drip Irrigation

Filtration

Drainage Products

Resources

## Drip Irrigation

### Broadest Product Line in the Industry

With over 150 products, Rain Bird has the products needed for your application. Systems can be designed to meet any site requirements and offer many exclusive Rain Bird advances including:

#### Control Zones

- The most complete line of Control Zone Kits on the market, with the components necessary for on/off control, filtration, and pressure regulation—all in one single package.

#### Dripline

- Flexible XF Series dripline with advanced polymers that provide kink-resistance and reduced coil memory for easier installation.
- XFS and XFS-CV dripline with Copper Shield Technology™ for use in sub-surface applications under turf or shrub and groundcover areas. The copper chip effectively protects the emitter from root intrusion.

#### Point Source

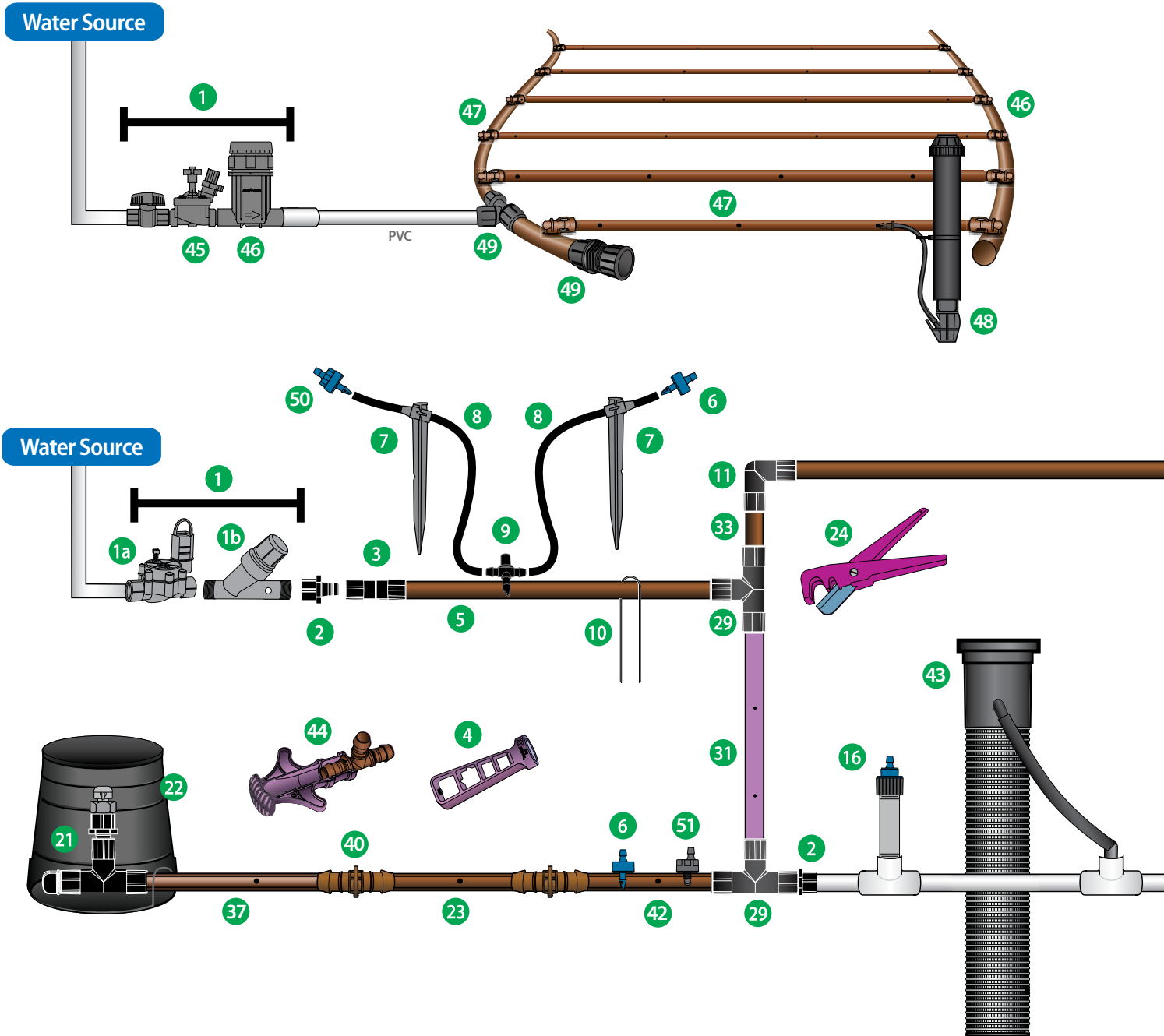
- Precision low-volume SQ micro-spray nozzles that offer a square wetting pattern and adjust to either 2.5' or 4' throw distances.
- Point-source emitters that provide pressure compensation with a wide selection of flow rates and three inlet options (Barb, 1032 threaded, and ½" FPT). Available with a check valve for applications with elevations (e.g. on slopes, and in hanging baskets).




#### Water Saving Tips

- Drip products deliver water directly to the root zone. Use dripline for dense plantings where it's cost effective to distribute low-volume water evenly. Use a system of precise emitter devices for sparse plantings where it's cost effective to separately irrigate each plant.
- Use drip to eliminate overspray, and you'll eliminate waste. Eliminate unsightly spray stains on buildings and fences. Eliminate soil erosion, water runoff, and potential litigation. Walkways, roads, and vehicles stay dry.
- Ask your tax advisor about capital depreciation when calculating your return-on-investment for a drip retrofit. Save water, and save money at the same time.

## Landscape Drip System Overview



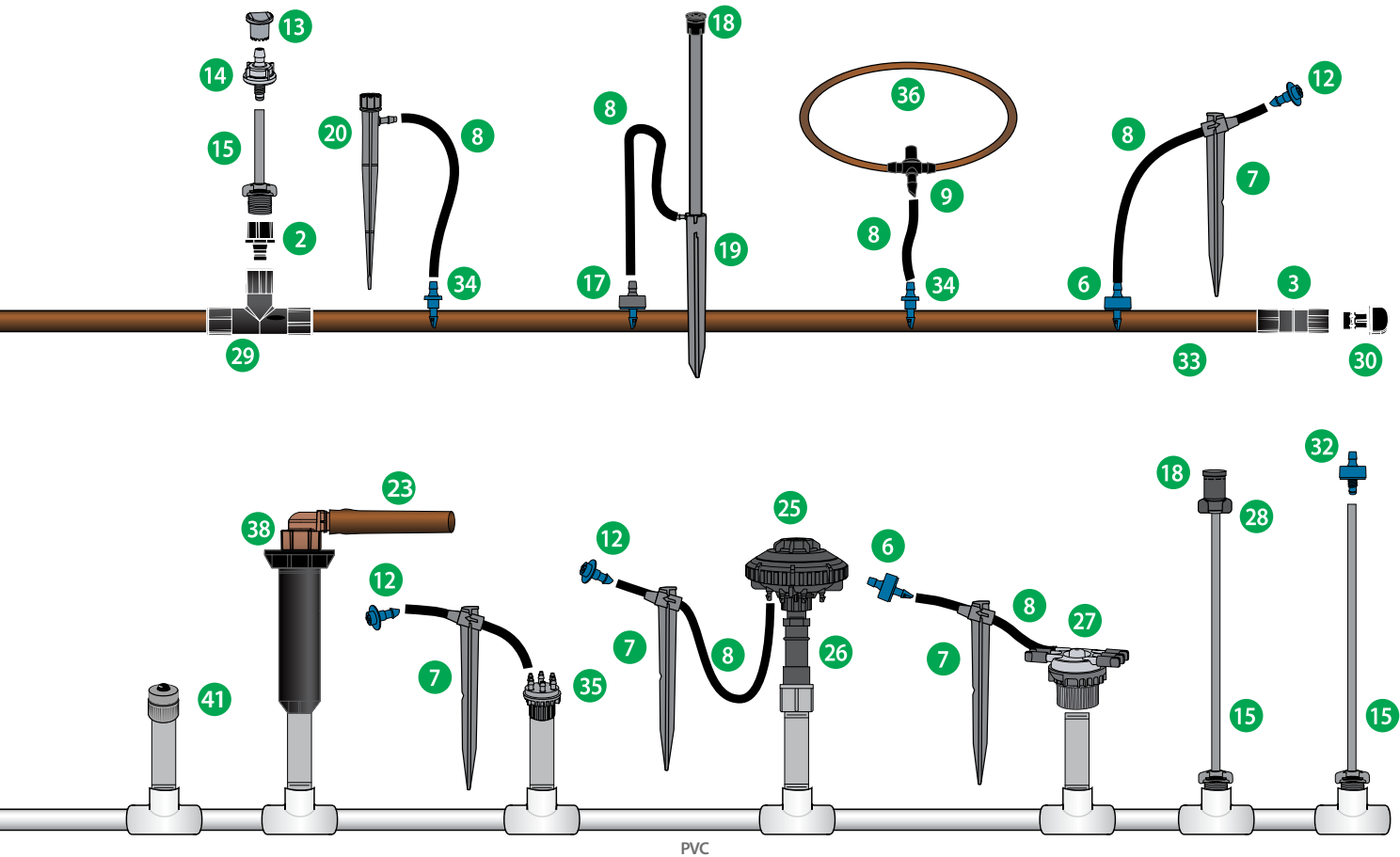
- |  |   |   |
|--|---|---|
| 1. Control Zone Kit (pg. 134)            | 8. XQ 1/4" Distribution Tubing (pg. 133)  | 17. 1/4" Self-Piercing Barb Connector (pg. 117) |
| 1a. Low Flow Valve (pg. 53)              | 9. 1/4" Barb Tee (pg. 117)                | 18. SQ Series Square Nozzle (pg. 114)           |
| 1b. Pressure Regulating Filter (pg. 139) | 10. Tie-Down Stake (pg. 125)              | 19. PolyFlex Riser and Stake Assembly (pg. 118) |
| 2. Easy Fit Female Adapter (pg. 131)     | 11. Easy Fit Elbow (pg. 131)              | 20. Xeri-Bubbler SPYK                           |
| 3. Easy Fit Coupling (pg. 131)           | 12. Diffuser Bug Cap (pg. 118)            | 21. ARV050 Air Relief Valve Kit (U.S. only)     |
| 4. Xeriman Tool (pg. 130)                | 13. PC Emitter Diffuser Cap (pg. 112)     | 22. SEB-7X Emitter Valve Box (pg. )             |
| 5. XF Series Blank Tubing (pg. 132)      | 14. PC Module-1032 (pg. 112)              | 23. XFD Dripline (pg. 120)                      |
| 6. Xeri-Bug Emitter (pg. 111)            | 15. PolyFlex Riser Assembly (pg. 118)     | 24. Tubing Cutter (pg. 130)                     |
| 7. 1/4" Tubing Stake (pg. 118)           | 16. Xeri-Bug Emitter - 1/2" FPT (pg. 111) | 25. Xeri-Bird 8 (pg. 117)                       |



### Targeted Watering with Landscape Drip

Rain Bird Xerigation®/Landscape Drip products are made especially for low-volume irrigation systems. By delivering water at or near the plants' root zones, Rain Bird Xerigation® products offer targeted watering with the following advantages:

- Water conservation
- Greater efficiency (target each plant)
- Design flexibility; simple construction and easily expandable
- Healthier plants
- Reduced liability (e.g. no overspray, no runoff)
- Minimization of weed growth
- Cost savings



- 26. Retrofit Pressure Regulator (pg. 139)
- 27. 6 Outlet Manifold (pg. 117)
- 28. SQ Series Nozzle Adapter (pg. 114)
- 29. Easy Fit Tee (pg. 131)
- 30. Easy Fit Flush Cap (pg. 131)
- 31. Purple XF Dripline (pg. 120)
- 32. Xeri- Bug Emitter - 1032 (pg. 111)
- 33. XF Series Blank Tubing (pg. 132)
- 34. ¼" Barb Connector (pg. 117)
- 35. Multi-Outlet Xeri-Bug (pg. 110)

- 36. ¼" Landscape Dripline (pg. 132)
- 37. XFS Sub-Surface Dripline with Copper Shield Technology (pg. 123)
- 38. RETRO-1800 Spray-to-Drip Retrofit Kit
- 39. XT-025 ½" FPT x Barb Grey Transfer Fitting
- 40. XFF Coupling (pg. 129)
- 41. PCT Bubbler (pg. 112)
- 42. XFCV Dripline with Heavy-Duty check valve (pg. 122)
- 43. RWS (Root Watering System) (pg. 119)
- 44. XF Insertion Tool (pg. 130)

- 45. PESB Valve (pg. 58)
- 46. QF Dripline Header (pg. 128)
- 47. XF Series Dripline (XFD/XFS/XFCV) (pg. 120-124)
- 48. Operation Indicator (pg. 118)
- 49. Twist Lock Fittings
- 50. Xeri-Bug™ with Check Valve (pg. 109)

Emission Device	Applications	PC	Spray Pattern	Radius	Flow Rate	Inlet
<b>DENSE PLANTING SCHEME</b>						
<b>Xeri Sprays/ Misters</b> 	Ideal for ground cover, mass plantings, annual flower beds	No	Qtr circle stream	0 to 3.2m	0 to 109.8 l/h @ 2.07 psi	10-32
			Half circle stream			
			Full circle stream	0 to 4.1m		
			Full circle mist			
<b>Xeri 360 True Spray</b> 	Ideal for ground cover, mass plantings, annual flower beds	No	Full circle Fan	0 to 2m	0 to 64 l/h at 100 kPa 0 to 92.7 l/h at 200 kPa	Spike Barb 10-32
<b>SQ Series Nozzles</b> 	Commercial grade Small or defined areas with dense plantings	Yes	Square Pattern Qtr	Adjustable 0.8 m or 1.2 m	22.7 l/hr	Thread
			Square Pattern Hlf		45.4 l/hr	
			Square Pattern 3 Qtr		68.1 l/hr	
			Square Pattern Ful		90.8 l/hr	
<b>SPARSE PLANTING SCHEME</b>						
<b>Xeri Bug Emitters</b> 	Low flow emitters for watering the root zones of individual plants, shrubs, and trees	Yes	Drip	Drip	3.79 l/h, 7.57 l/h 1.89 l/h, 3.79 l/h, 7.57 l/h 1.89 l/h, 3.79 l/h, 7.57 l/h	15/21 FPT Barb 10-32
<b>Xeri Bug Emitters w/ Check Valve</b> 	Low flow emitters for watering the root zones of individual plants, shrubs, trees, containers and hanging baskets, especially when elevated or on a slope	Yes	Drip	Drip	1.89 l/h, 3.79 l/h, 7.57 l/h	Barb
					1.89 l/h, 3.79 l/h, 7.57 l/h	10-32
<b>Xeri Bug Multi Outlet</b> 	Use for watering the root zones of plants and trees and container plants	Yes	Drip	Drip	1.89 l/h, 3.79 l/h, 7.57 l/h 1.89 l/h, 3.79 l/h, 7.57 l/h	15/21 FPT Barb
<b>PC Modules</b> 	Watering larger shrubs and trees with higher water requirements	Yes	Drip	Drip	18.93 l/h, 26.50 l/h, 37.85 l/h	15/21 FPT
					18.93 l/h, 26.50 l/h, 37.85 l/h	Barb
					45.42 l/h, 68.13 l/h, 90.84 l/h	
					18.93 l/h, 26.50 l/h, 37.85 l/h	10-32
<b>Xeri Bubblers</b> 	Ideal for shrubs, trees, containers and flower beds. Use anywhere clogging is a concern or there is heavy mineral content in the water	No	180 stream	0-0.67m radius	0 to 49.21 l/h at 2.1 bar 0 to 30 l/h at 1 bar	Spike Barb 10-32
			360 stream	0-0.9m diameter	0 to 49.21 l/h at 2.1 bar 0 to 30 l/h at 1 bar	Spike Barb 10-32
			360 umbrella	0-0.9m diameter	0 to 132.48 l/h at 2.1 bar 0 to 98 l/h at 1 bar	Spike Barb 10-32

## Xeri-Bug™ with Check Valve (XBCV)

Pressure Compensating, Low-Flow Emitters with 3m of hold back, great for irrigating slopes, elevated zones, potted plants and more.

### Features

#### Efficient Water Usage

Capable of holding back up to 3 meters of head pressure, XBCV eliminates low-point drainage and provides uniform irrigation throughout the zone

- In a standard 152 m line with 13 mm internal diameter, 76 L of water is held in the line instead of draining out
- With XBCV, only one zone is needed for up to a 3 m elevation change. Fewer zones saves money on valves and time on installation.

#### Holds Water in the Line

By holding water in the line, XBCV:

- Immediately begins irrigation and reduces zone run times
- Extends the life of the emitter by preventing calcium build up and clogs in the emitter — a problem when a system drains and siphons dirty water

#### Pressure Compensating

A pressure-compensating design offers a consistent flow from 1.0 to 3.5 bar from the first emitter in the line to the last

#### Self-Cleaning

A self-flushing action cleans the emitters every time the system turns on and off, reducing maintenance and extending the life of the emitter.

#### Versatile Installation

- Self-piercing models feature barbs that make installation easier
- Models with 10-32 threaded ends can quickly connect to risers or adapters.
- Outlet barb securely retains 1/4" Distribution Tubing (XQ)

#### Durability

Robust design made from UV-resistant materials that are also resistant to chemicals

#### Compact Design

With a diameter less than a dime, the emitter is unobtrusive and easily hidden

#### Color coded

Color-coded to identify flow rate

#### Operating Range

- Opening Pressure: 1.0 bar
- Pressure: 1.0 to 3.5 bar
- Flow Rates: 1.9 , 3.79 or 7.57 l/h
- Filtration Requirement: 75 micron for 1.89 l/h, 100 micron for all others


### Models

#### Self-Piercing Barb Inlet x Barb Outlet

- XBCV-05PC: Blue, 1.9 lph
- XBCV-10PC: Black, 3.8 lph
- XBCV-20PC: Red, 7.6 lph

#### 10-32 Threaded Inlet x Barb Outlet

- XBCV-05PC-1032: Blue, 1.9 lph
- XBCV-10PC-1032: Black, 3.8 lph
- XBCV-20PC-1032: Red, 7.6 lph



XBCV-05PC, XBCV-10PC, XBCV-20PC

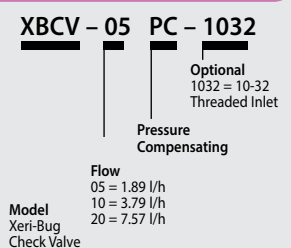


XBCV-05PC-1032, XBCV-10PC-1032, XBCV-20PC-1032

1032-threaded models are specifically designed to be used with PolyFlex Risers, 1032 thread adapters (1032-A), or 1800 Xeri-Bubbler Adapter (XBA-1800)

Xeri-Bug Check Valve Bag Quantities and Models			
Flow Rate	Color	Bag Qty.	Model Number
1.89 l/h	Blue	25	XBCV05PC
		100	XBCV05PCBULK
		25	XBCV05PC1032
		100	XBCV05PC1032BULK
3.79 l/h	Black	25	XBCV10PC
		100	XBCV10PCBULK
		25	XBCV10PC1032
		100	XBCV10PC1032BULK
7.57 l/h	Red	25	XBCV20PC
		100	XBCV20PCBULK
		25	XBCV20PC1032
		100	XBCV20PC1032BULK

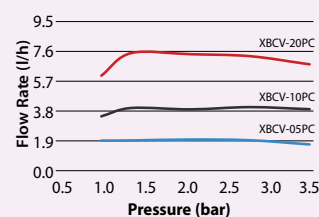
### How to Specify



## Xeri-Bug Check Valve Emitter Specifications and Models

Model	Inlet Type/Color	Nominal Flow l/h	Filtration Required micron
XBCV-05PC	Barb/Blue	1.89	75
XBCV-10PC	Barb/Black	3.79	100
XBCV-20PC	Barb/Red	7.57	100
XBCV-05PC1032	10-32T/Blue	1.89	75
XBCV-10PC1032	10-32T/Black	3.79	100
XBCV-20PC1032	10-32T/Red	7.57	100

## Xeri-Bug Check Valve Emitter Performance



Xeri-Bug™ Emitter with Check Valve

## Multi-Outlet Xeri-Bug™

### Features

- Pressure-compensating design delivers uniform flow throughout a wide pressure range (1.0 to 3.5 bar)
- Six-outlet emitter supplied with one outlet opened. Simply clip the outlet tips open with snips or clippers for additional operational ports
- Barbed outlets retain ¼" (6 mm) Distribution Tubing (XQ)
- Self-flushing action minimizes clogging
- Durable, UV-resistant color-coded plastic housing



XB-10-6

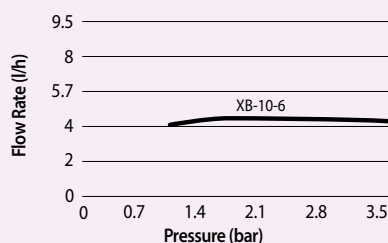
### Operating Range

- Flow: 4 l/h
- Pressure: 1.0 to 3.5 bar
- Filtration: 100-microns

### Models: barb inlet x barb outlet

- XB-10-6: Black, 4 l/h

## Multi-Outlet Xeri-Bug Emitter Performance



## Xeri-Bug™ Emitters

Pressure Compensating, Low-Flow Emitters for Watering the Root Zones of Plants, Trees, and Container Plants

### Features

#### Pressure Compensating

A pressure-compensating design offers a consistent flow from 1.0 to 3.5 bar from the first emitter in the line to the last

#### Self-Cleaning

A self-flushing action cleans the emitters every time the system turns on and off, reducing maintenance and extending the life of the emitter.

#### Versatile Installation

- Self-piercing models feature barbs that make installation easier
- 1/2" FPT inlet that easily threads onto a 1/2" PVC riser and 2.0 gph models)
- Outlet barb securely retains 1/4" Distribution Tubing (XQ)

#### Durability

Robust design made from UV-resistant materials that are also resistant to chemicals

#### Compact Design

With a diameter less than a dime, the emitter is unobtrusive and easily hidden

#### Color coded

Color-coded to identify flow rate

#### Operating Range

- Opening Pressure: 1.0 bar
- Pressure: 1.0 to 3.5 bar
- Flow Rates: 1.9, 3.79 or 7.57 l/h
- Filtration Requirement: 75 micron for 1.89 l/h, 100 micron for all others

#### Models: barb inlet x barb outlet

Select models shown. Review your regional price list for complete availability.

- XB-05PC-1032: Blue, 1.89 l/h
- XB-10PC-1032: Black, 3.79 l/h
- XB-20PC-1032: Red, 7.57 l/h



XB-05PC, XB-10PC, XB-20PC



Xeri-Bug™ Emitter, TS025-1/4" (6 mm) stake, and DBC025 Diffuser Bug Cap

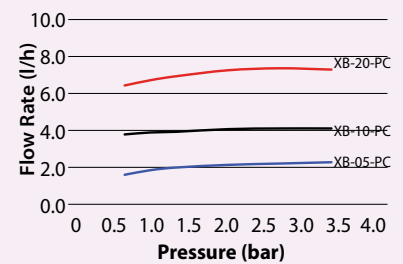
### Xeri-Bug Emitter Specifications and Models

Model	Inlet Type/Color	Nominal Flow l/h	Filtration Required micron/mesh
XB-05PC	Barb/Blue	2	75/200
XB-10PC	Barb/Black	4	100/150
XB-20PC	Barb/Red	8	100/150

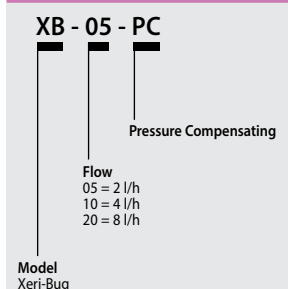
### Xeri-Bug Emitter Bag Quantities and Models

Flow Rate	Color	Bag Quantity	Model Number
2 l/h	Blue	100	XB05PCBULK
		8000	XB05MAXPAK
4 l/h	Black	100	XB10PCBULK
		8000	XB10MAXPAK
8 l/h	Red	100	XB20PCBULK
		8000	XB20MAXPAK

### Xeri-Bug Emitter Performance



### How to Specify



## Pressure-Compensating Modules

Pressure Compensating Point-Source Medium-Flow Emitters for Watering Larger Shrubs and Trees

### Features

#### Pressure Compensating

Wide selection of pressure-compensating emitters offering 6 different consistent flow rates over a wide pressure range (0.7 to 3.5 bar)

#### Versatile Installation

- Self-piercing models feature barbs that make installation easier
- 1/2" FPT inlet that easily threads onto a 1/2" PVC riser
- Outlet barb securely retains 1/4" Distribution Tubing (XQ)

#### Durability

Robust design made from UV-resistant materials that are also resistant to chemicals

#### Compact Design

With a diameter less than a dime, the emitter is unobtrusive and easily hidden

#### Color coded

Color-coded to identify flow rate

#### Operating Ranges\*

- Flow: 18.93 to 90.84 l/h
- Pressure: 0.7 to 3.5 bar
- Required filtration: 150 micron

\* **IMPORTANT NOTE:** Use a PC Diffuser Cap to eliminate squirting water when using a PC Module staked at the end of 1/4" Distribution Tubing (XQ) or on a PolyFlex Riser (PFR/FRA)

#### Models: barb inlet x barb outlet

Select models shown. Review your regional price list for complete availability.

- PC-05 : Light brown, 18.93 l/h
- PC-07 : Violet, 26.50 l/h
- PC-10 : Green, 37.85 l/h
- PC-12: Dark brown, 45.42 l/h
- PC-18: White, 68.13 l/h
- PC-24: Orange, 90.84 l/h



PCT-05, PCT-07, PCT-10  
1/2" (15/21) FPT inlet that easily threads onto a 1/2" (15/21) PVC riser

#### Models: 1/2" (15/21) FPT thread Inlet

Select models shown. Review your regional price list for complete availability.

- PCT-05: Light Brown, 18.93 l/h
- PCT-07: Violet, 26.50 l/h
- PCT-10: Green, 37.85 l/h

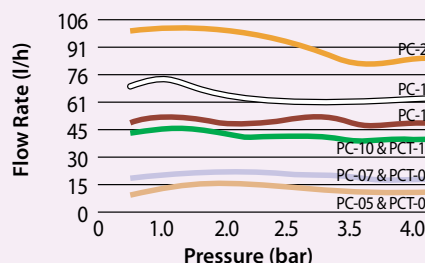


PC-05, PC-07, PC-10



PC-12, PC-18, PC-24

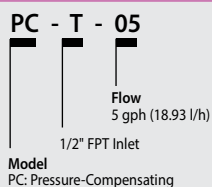
## Pressure-Compensating Modules & Bubblers Performance



## Pressure-Compensating Module Models

Model	Inlet Type/ Outlet/Color	Nominal Flow l/h	Filtration Required micron/mesh
PC-05	Barb / light brown	18.93	150/100
PC-07	Barb / violet	26.50	150/100
PC-10	Barb / green	37.85	150/100
PC-12	Barb / dark brown	45.42	150/100
PC-18	Barb / white	68.13	150/100
PC-24	Barb / orange	90.84	150/100
PCT-05	NPT / light brown	18.93	150/100
PCT-07	NPT / violet	26.50	150/100
PCT-10	NPT / green	37.85	150/100

## How to Specify



## PC Diffuser Cap

### Features

- Cap snaps securely onto the PC Module and XB emitter outlet to create bubbler effect and prevent wash out
- Designed for quick and easy installation
- Made of UV-resistant polyethylene material

### Models

- PC-DIFFUSER: Black



PC-DIFFUSER



## SXB-360 SPYK and XS-360TS-SPYK

Adjustable Flow Micro-spray on Spike

### Applications

These adjustable micro-sprinklers with full circle pattern are shipped ready to install. Ideal for shrub plantings, trees, containers and flower beds

### Features

- Micro-Sprinkler mounted on 12.7cm spike
- 360° spray pattern
- Adjust flow and radius by turning outer cap
- Shipped with 4-6 mm barb connection for installation into 13-16 mm tubing
- Excellent distribution uniformity

### Specifications

- Pressure: 1 to 2.0 bar
- Flow: adjustable from 0 to 49l/h for SXB-360-SPYK and 0 to 90 l/h for XS-360TS-SPYK
- Radius: adjustable from 0 to 46 cm for SXB-360-SPYK and from 0 to 2 m to XS-360TS-SPYK

### Models

Select models shown. Review your regional price list for complete availability.

- XS-360TS-SPYK: Adjustable flow micro-spray on spike
- SXB-360-SPYK: Adjustable flow micro-spray on spike

### WETTING PATTERNS



SXB-360



SXB-360 SPYK

## XS-90, XS-180, XS-360 Series

Adjustable Flow Sprays

### Applications

These sprays have a uniform emission pattern to provide excellent distribution. Adjustable flow/radius by turning integral ball valve. Ideal for ground cover and annual flower beds

### Features

- Uniform emission pattern and excellent distribution
- 10-32 self-tapping threads fit into stake and riser assembly (PFR/RS)

### Specifications

- Pressure: 0.5 to 2.5 bar
- Flow: 0 to 130 l/h
- Radius:
  - XS-90: adjustable from 0 to 3.3 m
  - XS-180: adjustable from 0 to 3.4 m
  - XS-360: adjustable from 0 to 4.1 m

### Models

Select models shown. Review your regional price list for complete availability.

- XS-90: Adjustable flow/radius 90° spray
- XS-180: Adjustable flow/radius 180° spray
- XS-360: Adjustable flow/radius 360° spray

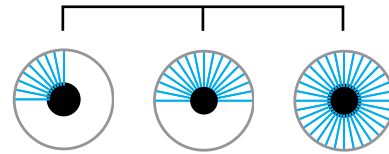


XS-90

XS-180

XS-360

### WETTING PATTERNS



XS-90

XS-180

XS-360

### Xeri-Bubbler Performance

Pressure	* (XS-360TS-SPYK)		● (SXB-360-SPYK)		
	bar	cm	l/h	m	l/h
1.0	0-19	0-33	0-1.4	0-64	
1.5	0-32	0-41	0-1.8	0-78	
2.0	0-46	0-49	0-2.0	0-90	

### Xeri-Sprays™ Performance

Pressure	XS-90 Radius of throw		XS-180 Radius of throw		XS-360 Radius of throw	
	bar	meters	l/h	meters	l/h	meters
0.5	0-1.5	0-53	0-1.9	0-53	0-2.5	0-53
1.0	0-2.4	0-78	0-2.4	0-78	0-3.4	0-78
1.5	0-2.9	0-98	0-3.0	0-98	0-4.1	0-98
2.0	0-3.1	0-115	0-3.2	0-115	0-4.1	0-115
2.5	0-3.3	0-130	0-3.4	0-130	0-3.6	0-130

## SQ Series, Square Pattern Nozzles

Precise and efficient, low-volume spray nozzle for irrigation around the perimeter of trees or shrubs

### Features

#### Precision and Efficiency

- Designed to precisely irrigate small areas.
- Great for corners in narrow planting beds, parking lot islands, walkways, parkways, street medians, and around trees and shrubs
- Commercial grade nozzle is pressure compensating and virtually mist-free – even at the maximum operating pressure. This ensures optimum coverage for non-turf applications from 20 to 50 psi.
- Meets micro irrigation system requirement with less than 26 gph flow rate at 30 psi

#### Versatile Installations

- Simplify design and installation with the flexibility of applications
- One nozzle throws 0.8 m or 1.2 m
- Can be installed on a variety of spray heads and risers

#### Unique Pattern for Trees

- Designed to precisely irrigate around the perimeter of trees and shrubs.
- Also great for corners in narrow planting beds, parking lot islands, walkways, parkways, and street medians

#### Savings - Water and \$

- Meets micro irrigation system requirement with less than 26 gph flow rate at 30 psi
- Unique edge-to-edge capability reduces the number of nozzles needed, which decreases cost and dramatically reduces installation time
- Square spray pattern and pressure compensation offer increased efficiency and control, reducing overspray, property damage, and liability

### Operating Ranges

- Flow Rates: 22.7, 45.4, 68.1, and 90.8 l/hr
- Pressure: 1.4 to 3.5 bar
- Required Filtration: 375 micron

### Models

- SQ-QTR: SQ Nozzle, quarter pattern (Purple)
- SQ-HLF: SQ Nozzle, half pattern (Brown)
- SQ-3QTR: SQ Nozzle, three-quarter pattern (Gray)
- SQ-FUL: SQ Nozzle, full pattern (Red)
- SQ-ADP: SQ PolyFlex Riser Adapter only
- SQ-ADP12: SQ Nozzle Adapter with 12" PolyFlex Riser

### Nozzle Accessories

- PFR-12: 12" PolyFlex Riser (riser tube only)
- PFR-FRA: 12" (30.5 cm) PolyFlex Riser and 1/2" adapter for PVC (SQ-ADP Nozzle Adapter sold separately)
- PFR-FRA24: 24" (61.0 cm) PolyFlex Riser and 1/2" adapter for PVC (SQ-ADP Nozzle Adapter sold separately)
- PFR-RS: 12" (30.5 cm) PolyFlex Riser and 7" (17.8 cm) stake
- SQ-ADP: SQ Nozzle adapter only (Connects SQ Nozzles to PolyFlex Risers)
- SQ-ADP12: SQ Nozzle adapter with 12" PolyFlex Riser
- XQ-100: 1/4" Distribution tubing for PFR-RS Riser

### One Nozzle...Two Throws

With a simple turn of the nozzle to the next preset stop, the Rain Bird SQ Nozzle adjusts from a 2.5' (0.8 m) throw to a 4' (1.2 m) throw. It's like having two nozzles in one.



SQ Nozzles with Screens

## Installation Options



SQ Nozzle on PolyFlex Riser Assembly (PFR-FRA)







SQ Nozzle on 1800 Spray Body Assembly







SQ Nozzle on Schedule 80 Riser Assembly



SQ Nozzle on Poly Flex Riser and Stake Assembly (PFR-RS)

SQ Nozzle Performance					
0.8 m throw @ 0.15 m height above grade					
Nozzle	Pressure bar	Throw Radius m	Flow lph	Flow lpm	Precip.Rate w/no overlap mm/h
Q 	1.4	0.8	24	0.38	41.66
	2.1	0.8	28	0.45	48.26
	2.8	0.9	28	0.45	33.53
	3.4	0.9	28	0.45	33.53
H 	1.4	0.8	39	0.64	33.27
	2.1	0.8	46	0.68	39.88
	2.8	0.9	52	0.68	30.99
	3.4	0.9	52	0.68	30.99
3Q 	1.4	0.8	61	1.01	34.77
	2.1	0.8	68	1.14	39.12
	2.8	0.9	79	1.32	31.69
	3.4	0.9	79	1.32	31.69
F 	1.4	0.8	76	1.25	32.51
	2.1	0.8	92	1.51	39.37
	2.8	0.9	103	1.74	30.99
	3.4	0.9	103	1.74	30.99

Performance data taken in zero wind conditions

SQ Nozzle Performance					
1.2 m throw @ 0.15 m height above grade					
Nozzle	Pressure bar	Throw Radius m	Flow lph	Flow lpm	Precip.Rate w/no overlap mm/h
Q 	1.4	1.2	23	0.38	16.26
	2.1	1.2	26	0.45	18.80
	2.8	1.4	27	0.45	14.99
	3.4	1.4	27	0.45	14.99
H 	1.4	1.2	39	0.64	12.95
	2.1	1.2	40	0.68	15.49
	2.8	1.4	40	0.68	13.72
	3.4	1.4	40	0.68	13.72
3Q 	1.4	0.8	61	1.01	13.58
	2.1	0.8	68	1.14	15.28
	2.8	0.9	79	1.32	14.08
	3.4	0.9	79	1.32	14.08
F 	1.4	1.2	76	1.25	12.70
	2.1	1.2	92	1.51	15.49
	2.8	1.4	103	1.74	13.72
	3.4	1.4	103	1.74	13.72

**SQ Nozzles**

SQ Nozzle Installed on PolyFlex Riser with Nozzle Adapter



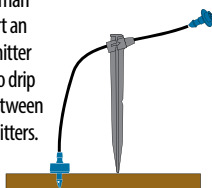
### Using a Barbed Emitter with Drip Tubing



Using a Xeriman™ Tool, insert an barbed emitter directly into drip tubing or between dripline emitters.



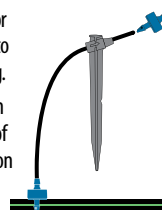
Using a Xeriman™ Tool, insert an barbed emitter directly into drip tubing or between dripline emitters.



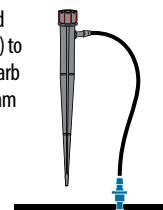
### Barbed Connections to Sprays and Bubblers



A barbed connector can be punched into distribution tubing. The emitter is then placed at the end of the 6mm distribution tubing.



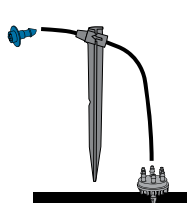
Connect a spiked emitter (on a stake) to drip tubing via a barb connector and 6mm tubing



### Centralizing Distribution Connections

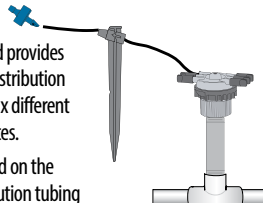


The Multi-Outlet Xeri-Bug™ provides centralized water distribution for up to six plants with the same flow rate. Install as with single emitters, by connecting the 6mm distribution tubing to one of the outlets.

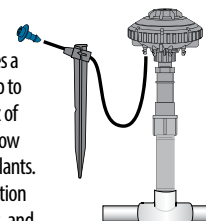


The 6 Outlet Manifold provides a centralized water distribution connection for up to six different emission devices.

The emitter is placed on the end of the 6mm distribution tubing to regulate the water flow.



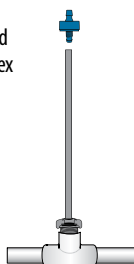
The Xeri-Bird™ 8 provides a centralized location for up to eight emitters. Use a mix of emitters to provide the flow rates needed for different plants. Tentacles of 6mm distribution tubing, 6mm tubing stakes, and bug caps allow for precise water placement.




### Threaded Emitters on Risers



Use a 10-32 threaded emitter with a PolyFlex Riser Assembly

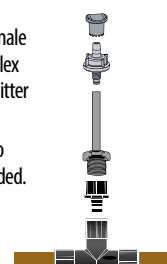


The SQ can be connected to PE or PVC via a PolyFlex Riser Assembly with an SQ ADP adapter.



Use an Easy Fit Tee and Female Adapter, to attach a PolyFlex riser with 10-32 thread emitter to drip tubing.

Add a PC Diffuser Cap to eliminate squirting as needed.



## Xeri-Bird™ 8-Outlet Emission Device

The Most Flexible and Feature-Rich Multi-Outlet Device on the Market, Ideal for New Projects and Retrofit Applications

### Features

- The only multi-outlet device on the market with 8 configurable ports and 10 flow options for each port for maximum flexibility
- XBD-81 model contains a built-in filter. Makes retro-fitting easy when installed with the optional in-stem pressure regulator (PRS-050)
- Easy to maintain, because body can be easily removed from riser
- Threads onto any 1/2" (15/21) riser and delivers water to multiple locations for increased system flexibility
- Each port accepts a Xeri-Bug™ Emitter or PC Module for independent flows from 2 to 90.84 l/h or use a self-piercing barb connector (SPB-025) for unrestricted flow
- XBD-81 model features an integral 75 micron filter which is easily serviceable from the top of the unit
- Eight bottom-mounted, sure-grip barbed outlets securely retain 6 mm Distribution Tubing (XQ)
- Unique union base nut allows removal of Xeri-Bird 8 body from riser for easy installation and maintenance
- Emitters must be installed inside the Xeri-Bird to prevent excess back pressure

### Operating Range

- Flow: 2 to 90.84 l/h per outlet
- Pressure: 1.0 to 3.5 bar

### Models

- XBD-81: Xeri-Bird 8 unit (includes eight 4 l/h Xeri-Bug emitters factory installed, and filter)

\* Must be installed second \*\* Must be installed first



XBD-81



Helpful Hint: Always install emitters with the pointed end (inlet barb) or threaded end up, as shown



Each port can be configured on the Xeri-Bird™ by installing flow controlled emitters. Above shows a combination of 2, 4, and 8 l/h Xeri-Bug emitters.

## 6 Outlet Manifold - EMT-6XERI

### Features

- 1/2" (15/21) FPT inlet threads onto 1/2" (15/21) riser and provides a manifold with six free-flowing 1/4" (6 mm) barb outlets
- Each barb outlet is sealed with a durable plastic cap
- Plastic caps remove easily, allowing for a drip area that can be customized with up to six different emission devices
- Attach 1/4" (6 mm) Distribution Tubing (XQ) onto each outlet for use with: Xeri-Bugs, PC Modules, Xeri-Pops, Xeri-Sprays, and Xeri-Bubblers

### Operating Range

- Pressure: 1.0 to 3.5 bar
- Required filtration: 100 microns

### Model

- EMT-6XERI



EMT-6XERI

## 1/4" Self-Piercing Barb Connector

### Features


- Used to connect 1/4" (6 mm) Distribution Tubing into 1/2" (12 mm) or 3/4" (16 mm) distribution tubing
- Self-piercing barb inlet is easily inserted into 1/2" (12 mm) or 3/4" (16 mm) distribution tubing using a Xeriman™ Tool (XM-Tool)
- Outlet barb accepts 1/4" (6 mm) Distribution Tubing (XQ). Gray outlet barb indicates unit has unrestricted flow

### Operating Range

- Pressure: 0 to 3.5 bar

### Model

- SPB-025



SPB-025

## Jet Spike 310-90, 310-180, 310-360

Adjustable Flow Spray on Spike

### Features

- Ready to install. It is ideal for flower beds, ground cover and potted plants
- 31 cm spray on spike
- 20 cm extension
- Total height of spike with extension : 51 cm
- Micro-spray head made of acetal, spike made of polyethylene and extension made of HDPE
- 4/6 mm, pre-mounted, flexible PVC connection tube (length: 50 cm)

### Jet Spike 310-90, 310-180, 310-360 Performance

Pressure bar	90°		180°		360°	
	l/h	meters	l/h	meters	l/h	meters
0,5	0 – 58	0 – 1,7	0 – 58	0 – 1,9	0 – 58	0 – 2,5
1,0	0 – 82	0 – 2,5	0 – 82	0 – 2,3	0 – 82	0 – 3,4
1,5	0 – 101	0 – 2,9	0 – 101	0 – 2,7	0 – 101	0 – 3,9
2,0	0 – 117	0 – 3,2	0 – 117	0 – 3,0	0 – 117	0 – 4,1
2,5	0 – 130	0 – 3,5	0 – 130	0 – 3,3	0 – 130	0 – 4,2

### Specifications

- Pressure : 0.5 to 2.5 bar
- Flow: 0 to 130 litres/hour
- Radius : adjustable from 0 to 4.2 m

### Models

- JET SPIKE 310-90: 90° micro-sprinkler on spike
- JET SPIKE 310-180: 180° micro-sprinkler on spike
- JET SPIKE 310-360: 360° micro-sprinkler on spike with 18 jets



Jet Spike 310-90

## Diffuser Bug Cap

### Features

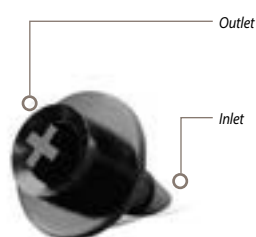
- Prevents bugs and other debris from clogging ¼" (6 mm) Distribution Tubing
- Barbed inlet fits into ¼" (6 mm) Distribution Tubing (XQ)
- Flanged shield diffuses water to minimize soil erosion at emission point

### Operating Range

- Pressure: 0 to 3.5 bar

### Models

- DBC-025: Black



DBC-025

## Universal ¼" Tubing Stake

### Features

- Holds ¼" (6 mm) Distribution Tubing and emitter or Diffuser Bug Cap firmly in place at the root zone of the plant
- Designed to securely hold Rain Bird and other manufacturers' ¼" (6 mm) Distribution Tubing — 4 mm to 4.6 mm I.D. and 5.6 mm to 6.4 mm O.D.
- Rigid stake featuring a flat enlarged head designed to withstand hammering into tough soil

*Note: If emitter is installed at inlet to distribution tubing, use a Diffuser Bug Cap (DBC-025) at outlet of tubing to prevent bugs from clogging tubing and to help hold tubing in place*

### Model

- TS-025



TS-025

## PolyFlex Riser and Stake Assembly

### Features

- 30.5 cm riser that is pre-assembled with a 7" (17.8 cm) stake
- Use with any 10-32 threaded emission device to deliver water directly to a plant. These include Xeri-Bugs, PC Modules, Xeri-Bubblers and Xeri-Sprays
- Saves time and money when installing a low-volume irrigation system
- Extremely rugged and reliable PolyFlex Riser constructed of thick-walled, high-density polyethylene

### Operating Range

- Pressure: 1.0 to 3.5 bar

### Model

- PFR-RS: 30.5 cm PolyFlex Riser and 7" (17.8 cm) stake



PFR-RS

## Drip System Operation Indicator

### Features

- Stem rises 15.2 cm for clear visibility
- When stem is extended, drip system is charged to a minimum of 1.38 bar
- Operational Indicator Kit includes three different indication caps: potable, non-potable, or an adjustable 4-VAN spray nozzle
- Includes 40.6 cm of ¼" distribution tubing with connection fitting pre-installed

### Model

- OPERIND



OPERIND

## RWS (Root Watering System)

Root Watering System promotes deep root growth, healthy tree development, and accelerated growth

### Features and Benefits

- Subsurface aeration and irrigation prevents tree and shrub transplant shock
- Highest efficiency solution for tree irrigation - up to 95% emission uniformity with minimal wind, evaporation, or edge control losses
- Aesthetically designed subsurface bubbler contributes to a landscape's natural appearance
- Locking grate at grade deters vandals
- Helps prevent shallow root growth and hardscape damage
- Aesthetically attractive below grade installation
- Self-contained and factory assembled units for assured reliability

### For the RWS Model:

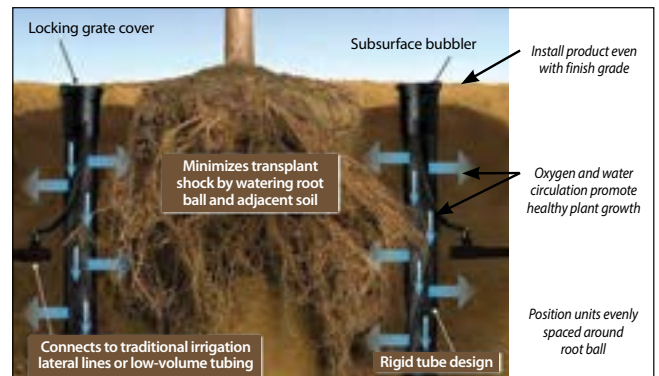
- 10.2 cm retaining cap and vandal resistant locking grate tops a 91.4 cm semi-rigid mesh tube
- Factory installed swing assemblies (excluding RWS) with a 1401 (0.95 l/m), or 1402 (0.5 gpm) bubbler on a fixed riser makes connecting to lateral lines easy
- Options: Check valve to keep lines from draining (minimum holdback of 304.8cm)  
Sand sock for use in fine soils

### For the RWS - Mini:

- 10.2 cm retaining cap and vandal resistant locking grate tops a 45.7 cm semi-rigid mesh tube
- Factory installed ½" spiral barb elbow with a 1401 or 1402 bubbler makes connecting to lateral lines easy
- Options: Check valve to keep lines from draining  
Sand sock for use in fine soils

### For the RWS - Supplemental:

- 5.1 cm snap-on cap and base cap enclose a 25.4 cm semi-rigid mesh tube
- Factory installed ½" spiral barb elbow with PCT or 1401 bubbler makes connecting to lateral lines easy
- Options: Check valve to keep lines from draining  
Sand sock for use in fine soils



## Models /Specifications (Select models shown. Review your regional price list for complete availability.)

Model	Bubbler	Check Valve*	Swing Assembly w/ ½" (15/21) M NPT inlet	Spiral Barb Elbow w/ ½" (15/21) M NPT inlet
<b>91.4 cm Root Watering System (with 10.2 cm vandal-resistant locking grate)</b>				
RWS	Ideal for ¼" drip tubing or customer provided hardware	-	-	-
RWS-B-C-1401	57 l/h	✓ (91.4 cm)	✓	-
RWS-B-1401	57 l/h	-	✓	-
RWS-B-X-1401	57 l/h	-	✓ (45.7 cm with no elbow)	-
RWS-B-C-1402	114 l/h	✓ (91.4 cm)	✓	-
RWS-B-1402	114 l/h	-	✓	-
RWS-B-C-1404	228 l/h	✓ (91.4 cm)	✓	-
<b>41.7 cm Root Watering System - Mini (with 10.2 cm vandal-resistant locking grate)</b>				
RWS-M	Ideal for ¼" drip tubing or customer provided hardware	-	-	-
RWS-M-B-C-1401	57 l/h	✓ (45.7 cm)	-	✓
RWS-M-B-1401	57 l/h	-	-	✓
RWS-M-B-C-1402	114 l/h	✓ (45.7 cm)	-	✓
RWS-M-B-1402	114 l/h	-	-	✓
<b>25.4 cm Root Watering System - Supplemental (with 5.1 cm snap-on cap and base)</b>				
RWS-S-B-C-PCT5	1140 l/h	✓ (25.4 cm)	-	✓
RWS-S-B-C-1401	57 l/h	✓ (25.4 cm)	-	✓
RWS-S-B-1401	57 l/h	-	-	✓
<b>Root Watering - Accessories</b>				
RWS-SOCK (Root Watering Sock)				
RWS-GRATE-P (Root Watering System Purple Grate for RWS and RWS Mini)				

\* Check Valve is 4.3 m of holdback, or 0.4 bar

## XFD On-Surface Dripline

The most flexible, pressure-compensating in-line emitter tubing available to irrigate ground cover, dense plantings, hedge rows and more

### Features

- Extra flexible tubing for fast, easy installation
- Dual-layered tubing (brown over black or purple over black) provides unmatched resistance to chemicals, UV damage and algae growth
- Patent pending emitter design provides for increased reliability
- Longer lateral runs than competition
- Unique material offers significantly greater flexibility, allowing tighter turns with fewer elbows for easier installation
- Choice of flow rates, spacing and coil lengths provides design flexibility for a variety of non-turfgrass applications
- Use an Air/Vacuum Relief Valve Kit when installation is below soil

### Operating Range

- Pressure: 0.58 to 4.1 bar
- Flow rates: 1.6 l/h, 2.3 l/h and 3.5 l/h
- Temperature: Water up to 37.8° C; Ambient up to 51.7° C
- Required filtration: 125 micron

### Specifications

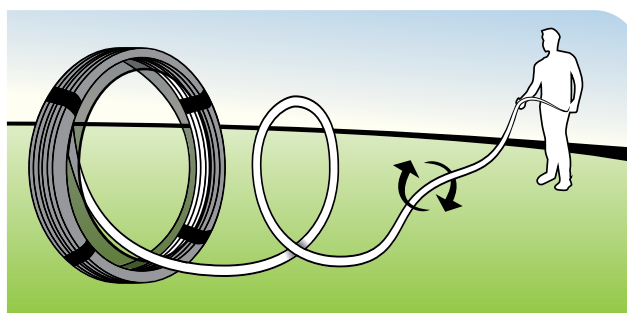
- Outside diameter: 16.1 mm
- Inside diameter: 13.6 mm
- Wall thickness: 1.2 mm
- Spacing: 33, 40 or 50 cm
- Lengths: 50, 100 m coils
- Use with XF Dripline Insert Fittings



XFD Dripline



XFD dripline offers improved flexibility for kink resistance and easy installation. The dripline can bend down to a 7.62 Cm radius without kinking



Self-dispensing coil reduces layout time and improves ease of installation



Compatible Fittings



XF Dripline Insert Fittings (pg. 129)



Easy Fit Compression Fittings (pg. 131)

XFD On-Surface Dripline Models

Model	Flow l/h	Spacing cm	Coil Length m
XFD1633100	1.6	33	100
XFD2333100	2.3	33	100
XFD2340100	2.3	40	100
XFD2350100	2.3	50	100
XFD233350	2.3	33	50

XFD On-Surface Dripline Models

Model	Flow gph	Spacing in.	Coil Length ft.
XFD-06-12-100	0.60	12	100
XFD-06-12-250	0.60	12	250
XFD-06-12-500	0.60	12	500
XFD-06-18-100	0.60	18	100
XFD-06-18-250	0.60	18	250
XFD-06-18-500	0.60	18	500
XFD-09-12-100	0.90	12	100
XFD-09-12-250	0.90	12	250
XFD-09-12-500	0.90	12	500
XFD-09-18-100	0.90	18	100
XFD-09-18-250	0.90	18	250
XFD-09-18-500	0.90	18	500
XFDP-06-12-500 (Purple)	0.60	12	500
XFDP-06-18-500 (Purple)	0.60	18	500
XFDP-09-12-500 (Purple)	0.90	12	500
XFDP-09-18-500 (Purple)	0.90	18	500

XFD On-Surface Dripline Maximum Lateral Lengths (meters)

Inlet Pressure bar	Maximum Lateral Length (meters)					
	33 cm			40 cm		
	Nominal Flow (l/h)					
	1.6	2.3	3.5	1.6	2.3	3.5
1.00	104	79	54	112	85	100
1.70	131	104	77	136	108	129
2.40	146	121	93	153	127	152
3.10	160	135	105	168	141	162
3.80	172	143	116	176	148	169

XFD On-Surface Dripline Maximum Lateral Lengths (Feet)

Inlet Pressure psi	Maximum Lateral Length (feet)				
	12" Spacing		18" Spacing		
	Nominal Flow (gph):		Nominal Flow (gph):		
	0.6	0.9	0.6	0.9	
15	273	155	314	250	
20	318	169	353	294	
30	360	230	413	350	
40	395	255	465	402	
50	417	285	528	420	
60	460	290	596	455	

## XFCV Dripline with Check Valve

Rain Bird® XFCV Dripline with a heavy-duty 0.24 bar check valve for on-surface applications adds a valuable member to the Rain Bird XF Series of Dripline. The XFCV is the most effective dripline in the industry and is ideal for areas where no other dripline will work. When used in applications where elevation changes exist, the patent-pending check valve keeps the dripline charged, holding 8 feet (2.4m) of hold back. Rain Bird's XFCV offers better uniformity and helps to prevent over-watering at the low-point in the zone, avoiding puddling and water draining from the dripline.

It accepts Rain Bird Easy Fit Compression Fittings, XF Dripline Barbed Insert Fittings and other 17 mm barbed insert fittings.

### Features

#### Simple

- Rain Bird's patent-pending 0.24 bar check valve technology keeps the dripline charged with water at all times, increasing uniformity of watering, and conserves water by eliminating the need to recharge the line at the beginning of each watering cycle
- Through the use of a proprietary tubing material, the XFCV Dripline with heavy-duty check valve is the most flexible dripline tubing in the industry, making it the easiest dripline to design with and install
- Rain Bird's low-profile emitter design reduces in-line pressure loss, allowing longer lateral runs, simplifying design and reducing installation time
- Variety of emitter flow rates, emitter spacing and coil lengths provide design flexibility for on-surface areas with or without elevation changes

#### Made with Recycled Content

- All Rain Bird XF Dripline (XFD, XFS, XFCV) qualify for LEED credit 4.2 because they contain at least 20% Polyethylene post consumer recycled material by cost. These come in an assortment of coil sizes, flow rates and emitter spacing

#### Reliable

- The pressure-compensating emitter design provides a consistent flow over the entire lateral length ensuring higher uniformity for increased reliability in the pressure range of 1.38 to 4.14 bar

#### Durable

- Dual-layered tubing (brown over black) provides unmatched resistance to chemicals, algae growth and UV damage

#### Grit Tolerant

- Rain Bird's proprietary emitter design resists clogging by use of an extra wide flow path combined with a self-flushing action



XFCV Dripline for Elevated Applications

With XFCV's built-in 0.24 bar check valve, all lines are kept charged and up to 2.4 m of water is held back



**Operating Range**

- Opening Pressure: 1.0 bar
- Pressure: 1.38 to 4.14 bar
- Flow rates: 2.3 and 3.5 lph
- Temperature:
  - Water: Up to 37.8° C
  - Ambient: Up to 51.7° C
- Required Filtration: 125 micron

**Specifications**

- Dimensions:
  - OD: 16 mm
  - ID: 13.6 mm;
- Thickness: 1.2 mm
- 30.48cm and 445.72cm spacing
- Coil Color: Brown
- Use with XF Dripline Insert Fittings or Rain Bird Easy Fit Compression Fittings

**Compatible Fittings**



XF Dripline Insert Fittings (pg. 129)



Easy Fit Compression Fittings (pg. 131)

**XFCV Dripline Models**

Model	Flow gph	Spacing in.	Coil Length ft.
XFCV-06-12-100	2.30	30.5	30.5
XFCV-06-12-250	2.30	30.5	76.2
XFCV-06-12-500	2.30	30.5	152.4
XFCV-06-18-100	2.30	30.5	30.5
XFCV-06-18-250	2.30	30.5	76.2
XFCV-06-18-500	2.30	30.5	152.4
XFCV-09-12-100	2.30	30.5	30.5
XFCV-09-12-250	2.30	30.5	76.2
XFCV-09-12-500	2.30	30.5	152.4
XFCV-09-18-500	2.30	30.5	152.4

**XFCV Dripline Maximum Lateral Lengths (Meters)**

Inlet Pressure bar	Maximum Lateral Length (meters)	
	33 cm	50 cm
	Nominal Flow (l/h) 2.3	
1.38	84	93
2.07	102	117
2.76	115	135
3.45	125	155
4.14	137	178

**XFCV Dripline Maximum Lateral Lengths (Feet)**

Inlet Pressure psi	Maximum Lateral Length (feet)			
	12" Spacing		18" Spacing	
	Nominal Flow (gph):		Nominal Flow (gph):	
	0.6	0.9	0.6	0.9
20	192	136	254	215
30	289	205	402	337
40	350	248	498	416
50	397	281	573	477
60	436	309	637	529

## XFS Sub-Surface Dripline with Copper Shield™ Technology

Sub-Surface Drip Irrigation (SDI) perfect for small, narrow and tight planting areas, switchbacks, as well as all turf landscapes

Rain Bird® XFS Sub-Surface Copper-Colored Dripline with Copper Shield™ Technology is the latest innovation in the Rain Bird Landscape Drip Family. Rain Bird's patent-pending Copper Shield Technology protects the emitter from root intrusion, creating a long-lasting, low maintenance sub-surface drip irrigation system for use under turf grass or shrub and groundcover areas.

A proprietary tubing material makes the XFS Sub-Surface Dripline with Copper Shield the most flexible tubing in the industry, and the easiest sub-surface dripline to design with and install.

### Features

#### Simple

- Rain Bird's low-profile emitter design reduces in-line pressure loss, allowing longer lateral runs, simplifying design and reducing installation time
- Variety of emitter flow rates, emitter spacing and coil lengths provide design flexibility for either sub-surface turf or sub-surface shrub and groundcover applications

#### Reliable

- XFS Sub-Surface Dripline emitters are protected from root intrusion by Rain Bird's patent-pending Copper Shield™ Technology resulting in a system that does not require maintenance or replacement of chemicals to prevent root intrusion
- The pressure-compensating emitter design provides a consistent flow over the entire lateral length ensuring higher uniformity for increased reliability in the pressure range of 0.58 to 4.14 bar

#### Durable

- Dual-layered tubing (copper over black) provides unmatched resistance to chemicals, algae growth and UV damage
- Grit Tolerant: Rain Bird's proprietary emitter design resists clogging by use of an extra-wide flow path combined with a self-flushing action

#### Operating Range

- Pressure: 0.58 to 4.14 bar
- Flow rates: 1.6 l/h, 2.3 l/hr, and 3.5 l/h
- Temperature:
  - Water: Up to 37.8° C
  - Ambient: Up to 51.7° C
- Required Filtration: 125 micron

#### Specifications

- Dimensions: OD: 16mm; ID: 13.6mm; Thickness: 1.2mm
- 33 cm spacing
- Available in 100 m and 152.4 m coils
- Coil Color: Copper or Purple
- Use with XF Dripline Insert Fittings



XFS Sub-Surface Dripline



XFS Sub-Surface Dripline with Copper Shield™ Technology



Irrigation Association Show Winner



XFS Dripline offers increased flexibility for easy installation

XFS Sub-Surface Dripline Models			
Model	Flow l/h	Spacing cm	Coil Length m
XFS1633100	1.6	33	100
XFS2333100	2.3	33	100
XFSV2333100	2.3	33	100

XFS Sub-Surface Dripline Models			
Model	Flow gph	Spacing in.	Coil Length ft.
XFS-06-12-500	0.60	12	500
XFS-06-18-500	0.60	18	500
XFS-09-12-500	0.90	12	500
XFS-09-18-500	0.90	18	500
XFSP-06-12-500 (Purple)	0.60	12	500
XFSP-06-18-500 (Purple)	0.60	18	500
XFSP-09-12-500 (Purple)	0.90	12	500
XFSP-09-18-500 (Purple)	0.90	18	500

NOTE: Use only XF Dripline Insert Fittings in Sub-Surface applications.

XFS Sub-Surface Dripline Maximum Lateral Lengths (meters)		
Inlet Pressure bar	Maximum Lateral Length (meters) 33 cm	
	Nominal Flow (l/h)	
	1.6	2.3
1.00	104	79
1.70	131	104
2.40	144	121
3.10	150	126
3.80	175	147

XFS Sub-Surface Dripline Maximum Lateral Lengths (Feet)				
Inlet Pressure psi	Maximum Lateral Length (feet)			
	12" Spacing		18" Spacing	
	Nominal Flow (gph):		Nominal Flow (gph):	
	0.6	0.9	0.6	0.9
15	273	155	314	250
20	318	169	353	294
30	360	230	413	350
40	395	255	465	402
50	417	285	528	420
60	460	290	596	455

### Clamp

For 13-16 mm Tubing

#### Applications

- Clamps are used for 13-16 mm tubing.

Model (Available in Europe only)

- Clamp for 13-16 mm tubing



Clamp

### C-12

Tie-Down Stake for 13-16 mm Tubing

#### Applications

- Used to hold down 13-16 mm tubing to finish grade.

Model (Available in Europe only)

- C-12: Tie-Down Stake

C-12



### Galvanized Tie-Down Stake

9-gauge galvanized steel stake to secure distribution tubing, XF Dripline or XBS Tubing to finished grade

#### Features

- Durability:** Sturdy 9 gauge galvanized steel provides long-lasting and corrosion resistant hold strength for distribution tubing.
- Easy installation:** Sharp tips provide easy insertion into all soil types
- Convenience:** robust packaging options provide ease of transportation and storage

#### Specifications:

- Size: 15 cm
- Material: galvanized steel
- Thickness: 9 gauge

#### Models

- TDS-6050: 15 cm galvanized tie down stake (50 piece)
- TDS-6500: 15 cm galvanized tie down stake (500 pieces, pail)



TDS-6050

TDS-6500

### 700-CF-22

Tubing End Closure

#### Applications

- Figure 8 end closures are used at the end of 13-16 mm tubing

#### Features

- Easily installed onto the end of 13-16 mm tubing
- Easily removed for flushing

#### Specifications

- Pressure: 0 to 3.5 bar

#### Model

- 700-CF-22: End Closure for 13-16 mm tubing



700-CF-22

## XFS-CV Dripline with Heavy-Duty Check Valve

NEW

Rain Bird® XFS-CV Dripline with an improved 0.3 bar check valve delivers 10 feet of hold-back – the highest in the industry.

With pure copper chips in every emitter to protect against emitter root intrusion, XFS-CV dripline is an all-in-one dripline suitable for any application – on-surface, sub-surface, sloped or level-grade.

When used in applications where elevation changes exist, the patent-pending check valve keeps the dripline charged with water, delivering better irrigation uniformity while preventing over-watering and puddling at the low-point in the zone.

It accepts Rain Bird XF Dripline Barbed Insert Fittings, RB 600 Series Twist Lock Fittings, and other 17 mm barbed insert fittings.

A proprietary tubing material makes the XFS Sub-Surface Dripline with Copper Shield the most flexible tubing in the industry, and the easiest sub-surface dripline to design with and install.

### Features

#### Simple

- Rain Bird's patent-pending 0.3 bar check valve technology keeps the dripline charged with water at all times, increasing uniformity of watering, and conserves water by eliminating the need to recharge the line at the beginning of each watering cycle
- XFS-CV Sub-Surface Dripline emitters are protected from root intrusion by Rain Bird's patent-pending Copper Shield™ Technology resulting in a system that does not require maintenance or replacement of chemicals to prevent root intrusion. Through the use of a proprietary tubing material, the XFS-CV Dripline with heavy-duty check valve is the most flexible dripline tubing in the industry, making it the easiest dripline to design with and install
- Rain Bird's low-profile emitter design reduces in-line pressure loss, allowing longer lateral runs, simplifying design and reducing installation time
- Variety of standard emitter flow rates, emitter spacing and coil lengths provide design flexibility for sub-surface and on-surface areas with or without elevation changes

#### Made with Recycled Content

- All Rain Bird XF Dripline (XFD, XFS, XFCV, XFS-CV) qualify for LEED credit 4.2 because they contain at least 20% Polyethylene post consumer recycled material by cost. These come in an assortment of coil sizes, flow rates and emitter spacing

#### Reliable

- The pressure-compensating emitter design provides a consistent flow over the entire lateral length ensuring higher uniformity for increased reliability in the pressure range of 1.38 to 4.14 bar

#### Durable

- Dual-layered tubing (copper over black) provides unmatched resistance to chemicals, algae growth and UV damage

#### Grit Tolerant

- Rain Bird's proprietary emitter design resists clogging by use of an extra wide flow path combined with a self-flushing action



XFS-CV Dripline for Elevated Applications

With XFS-CV's built-in 0.3 bar check valve, all lines are kept charged and up to 3 meters of water is held back



### How to Specify

#### XFS-CV - 06 - 12 - 100

<b>Model</b> Xeri-Flex Subsurface CV = Check Valve CVP = Purple CVPS = Purple Stripe	<b>Length of Tubing</b> 100 = 100' (30.5 m) 250 = 250' (76.2 m) 500 = 500' (152.4 m)
<b>Emitter Spacing</b> 12 = 12" (30.5 cm) 18 = 18" (45.7 cm)	<b>Flow Rate</b> 04 = .42 gph (1.6 l/h) 06 = .61 gph (2.3 l/h) 09 = .92 gph (3.5 l/h)

### Operating Range

- Opening Pressure: 1.0 bar
- Pressure: 1.38 to 4.14 bar
- Flow rates: 1.6 l/h, 2.3 l/h, 3.5 l/h
- Temperature:
  - Water: Up to 37.8° C
  - Ambient: Up to 51.7° C
- Required Filtration: 125 micron

### Specifications

- Outside diameter: 16.1 mm
- Inside diameter: 13.6 mm
- Wall thickness: 1.2 mm
- Spacing: 12" (30.5 cm), 13" (33 cm) or 18" (45.7 cm)
- Lengths: 100' (30.5 m), 250' (76.2 m), 328' (100 m) or 500' (152.4 m)
- Coil Color: Copper, Purple or Purple Stripe

#### XFSCV Sub-Surface Dripline Models

Model	Flow l/h	Spacing cm	Coil Length m
XFSCV-23-33-100	2.3	33	100

#### XFSCV Sub-Surface Dripline Models

Model	Flow gph	Spacing in.	Coil Length ft.
XFSCV-04-12-500	0.42	12	500
XFSCV-04-18-500	0.42	18	500
XFSCV-06-12-100	0.60	12	100
XFSCV-06-12-250	0.60	12	250
XFSCV-06-12-500	0.60	12	500
XFSCV-06-18-250	0.60	18	250
XFSCV-06-18-500	0.60	18	500
XFSCV-09-12-100	0.90	12	100
XFSCV-09-12-250	0.90	12	250
XFSCV-09-12-500	0.90	12	500
XFSCV-09-18-250	0.90	18	250
XFSCV-09-18-500	0.90	18	500
XFSCV-6-18-1000	0.60	18	1000
XFSCVP-4-12-500 (Purple)	0.42	12	500
XFSCVP-4-18-500 (Purple)	0.42	18	500
XFSCVP-6-12-500 (Purple)	0.60	12	500
XFSCVP-6-18-500 (Purple)	0.60	18	500
XFSCVP-9-12-500 (Purple)	0.90	12	500
XFSCVP-9-18-500 (Purple)	0.90	18	500
XFSCVPS-4-12-500 (Purp. Stripe)	0.42	12	500
XFSCVPS-4-18-500 (Purp. Stripe)	0.42	18	500
XFSCVPS-6-12-500 (Purp. Stripe)	0.60	12	500
XFSCVPS-6-18-500 (Purp. Stripe)	0.60	18	500
XFSCVPS-9-12-500 (Purp. Stripe)	0.90	12	500
XFSCVPS-9-18-500 (Purp. Stripe)	0.90	18	500

NOTE: Use only XF Dripline Insert Fittings in Sub-Surface applications.



### XF Dripline Insert Fittings

XF Dripline Insert Fittings offer a unique barb design to reduce insertion force and still retain a secure fit (p. 129)

XF Dripline Insert Fittings (pg. 129)



#### XFSCV Dripline Maximum Lateral Lengths (Meters)

Inlet Pressure bar	Maximum Lateral Length (meters)	
	33 cm	
	Nominal Flow (l/h)	
	2.3	
1.38	84	
2.07	102	
2.76	115	
3.45	125	
4.14	137	

#### XFSCV Dripline Maximum Lateral Lengths (Feet)

Inlet Pressure psi	Maximum Lateral Length (feet)					
	12" Spacing			18" Spacing		
	Nominal Flow (gph):			Nominal Flow (gph):		
	0.4	0.6	0.9	0.4	0.6	0.9
20	104	192	136	120	254	215
30	366	289	205	545	402	337
40	461	350	248	645	498	416
50	524	397	281	748	573	477
60	575	436	309	810	637	529

We recommend using the XF Insertion Tool (FITINS-TOOL) which lowers the effort required to insert each fitting by 50% (p. 130)



FITINS-TOOL

## QF Dripline Header

A Quick and Flexible Solution to Dripline Headers

The QF Dripline Header is a patent pending product that is the landscape industry's first pre-fabricated header for dripline installations. A Quick and Flexible replacement for a site-built header, the QF Dripline Header saves time and labor expense. Using a proprietary blend of polyethylene, similar to Rain Bird's XF Series Dripline, the QF Dripline header allows installers to simply roll out the header and attach the dripline at guaranteed 30 cm or 45 cm spacing. Eliminating the need for measuring, cutting, gluing and taping, the QF Dripline Header saves time and money, making projects more profitable.

### Features

- The QF Dripline Header elbows rotate 360° and incorporate a protective ring — preventing damage and ensuring a proper seal.
- The ring also provides leverage to make attaching the dripline easier.
- The rotating barb manages trenching misalignment. Move left or right to accommodate the dripline – no need to re-trench.
- Elbows utilize the same design as Rain Bird's popular XFF Fitting requiring 50% less insertion force, and are compatible with the XFF Fittings Tool.

### Specifications

	QF Header - 3/4"	QF Header - 1"
• Outside Diameter:	23.9mm	30.5mm
• Inside Diameter:	20.8mm	26.9mm
• Wall Thickness:	1.5mm	1.8mm

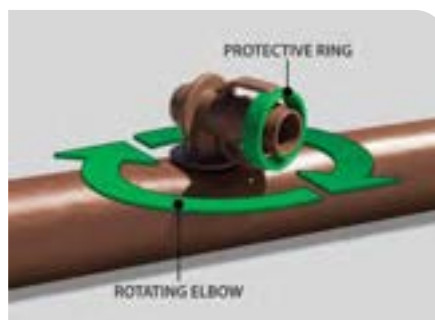
### Models

Select models shown. Review your regional price list for complete availability.

- XQF7512100: XQF 3/4" Dripline Header (30.5 cm Spacing 30.5 m Coil)
- XQF7518100: XQF 3/4" Dripline Header (45.7 cm Spacing 30.5 m Coil)
- XQF1012100: XQF 1" Dripline Header (30.5 cm Spacing 30.5 m Coil)
- XQF1018100: XQF 1" Dripline Header (45.7 cm Spacing 30.5 m Coil)
- XQF101210P: XQF 1" Dripline Header (30.5 cm Spacing 30.5 m Coil) Purple
- XQF101810P: XQF 1" Dripline Header (45.7 cm Spacing 30.5 m Coil) Purple



QF Dripline Header



### Compatible Fittings



XQF compatible fittings



### How to Specify

#### XQF - 75 - 12 - 100

Coil Length	100 = 100' (30.5 m) 10P = 100' Purple
Elbow Spacing	12 = 12" (30.5 cm) 18 = 18" (45.7 cm)
Dripline Diameter:	75 = 1.9 cm 10 = 2.5 cm
Model	XQF: Xerigation® Quick Flexible



## XF Dripline Insert Fittings

### Features

- Complete line of 17mm insert fittings to simplify installation of XF Series Dripline
- High quality barbs grab tubing for a secure fit
- Unique barb design to reduce insertion force and still retain a secure fit
- Non-obtrusive colored fittings to compliment natural earth tones

### Operating Range

- Pressure: 1.0 to 3.5 bar if using 4.1 bar clamps will be required

### Models

Select models shown. Review your regional price list for complete availability.

- XFF-COUP: 17mm Barb x Barb Coupling
- XFF-ELBOW: 17mm Barb x Barb Elbow
- XFF-MA-050: 17mm Barb x 1/2" MPT Male Adapter
- XFF-TEE: 17mm Barb x Barb x Barb Tee
- XFF-TMA-050: 17mm Barb x 1/2" MPT x 17mm Barb Tee Male Adapter
- XFF-MA-075: 17mm Barb x 3/4" MPT Male Adapter
- XFF-FA-050: low profile barb elbow female adapter 17 mm x 1/2" FPT
- XFF-TFA-050: low profile barb tee female adapter 17 mm x 1/2" FPT x 17 mm



XFF-TMA-050



XFF-TEE



XFF-MA-050



XFF-FA-050



XFF-COUP



XFF-ELBOW

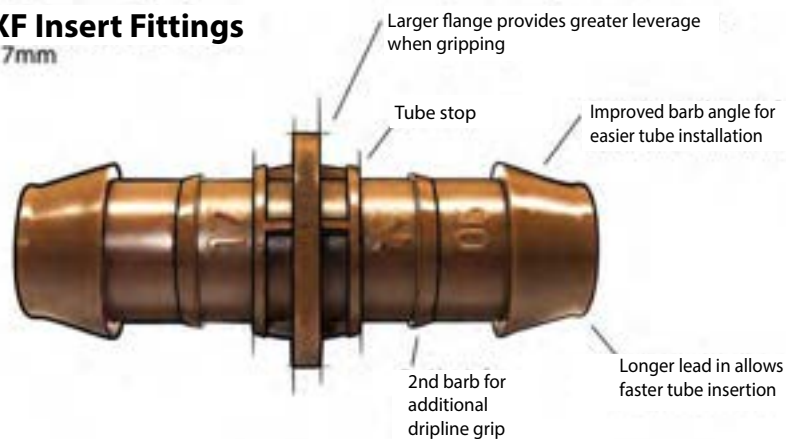


XFF-MA-075



XFF-TFA-050

### XF Insert Fittings 17mm



## XF Insertion Tool

The XF Insertion Tool reduces the effort required to insert the fittings into the tube by 50%.


### Features

- 50% Less effort required to install fittings than without a tool
- Firmly locks fittings into place while inserting Dripline
- Tool helps widen the dripline opening to make the fitting insertion easier
- Solid grip and comfortable fit in hand

### Model

- FITINS-TOOL

The XF Insertion Tool works with the following XF Fittings:



FITINS-TOOL



The XF Insertion Tool securely locks fittings into place to make inserting dripline easier.



The tool also has a sloped valley to allow room for the dripline when inserting a fitting onto the second side.

## Xeriman™ Tool

### Features

- Provides fast, easy, one-step installation of Xeri-Bug™ emitters and PC Modules directly into 1/2" or 3/4" drip tubing, XF Dripline or Landscape Dripline
- Cuts emitter installation time
- All-in-one tool inserts emitters, removes emitters, inserts 1/4" barbed fittings and installs goof plugs

### Model

- XM-TOOL



XM-TOOL



One Step Xeri-Bug™ Insertion



Xeri-Bug™ Removal



Goof Plug Insertion

## T135SS

Tubing Cutter

### Features

- Designed for easy and clean cutting of all distribution tubing used in low volume irrigation installations.

### Specifications

- Length: 21.5 cm

### Model

- T135SS: tubing cutter



T135SS

## BF-1, BF-2, BF-3

Barb Transfer Fittings for 4-6 mm Tubing

### Features

- Used to connect 4-6 mm distribution tubing (DT-025-50/DT-025-1000)
- Rugged plastic construction
- Pressure: 0 to 3.5 bar

### Models

- BF-1: barb connector for 4-6 mm tubing
- BF-2: barb x barb elbow for 4-6 mm tubing
- BF-3: barb x barb x barb tee for 4-6 mm tubing



BF-1, BF-2, BF-3

## Tubing Goof Plug

### Features

- Used to plug unwanted holes in tubing
- New design works with Xeriman™ Tool (XM-TOOL) for a quick, easy installation while inserting self-piercing emission devices into a 13-16 mm tubing

### Model

- EMA-GPX



EMA-GPX

## Lock Type Fittings

Fittings for 13-16 mm tubing

### Applications

- Used to connect 13-16 mm tubing (drip application) and XF Dripline.

### Features

- High safety connection for 16mm outside diameter tubing
- Can be used with Dripline and blank tubing. Easy to handle
- Easy-to-use

### Specifications

- Made of polyethylene
- Exists in 8 different shapes : union , elbow and tee

### Models

*These models are available in Europe only. For other twist lock fittings type, please check local availability by consulting your regional price list or contacting your local sales representative.*

- BF-12 lock: Quick union coupling
- BF-22 lock: Quick elbow coupling
- BF-32 lock: Quick tee coupling
- BF-82-50 lock: 16 mm quick union coupling x 1/2" male threaded
- BF-62-50 lock: 16 mm quick union coupling x 1/2" female threaded
- BF-82-75 lock: 16 mm quick union coupling x 3/4" male threaded
- BF-62-75 lock: 16 mm quick union coupling x 3/4" female threaded
- BF-plug lock: Quick end-plug for 16 mm tubing
- BF-92: 3/4" Lock type
- BF-valve-lock: 3/4" male threaded x lock manual valve



## Easy Fit Compression Fitting System

Complete system of compression fittings and adapters for all tubing connection needs in a low-volume system

### Features

- Reduces inventory costs: Multi-diameter compression fittings work with a wide range of 16mm - 17mm tubing or dripline
- Saves time and effort: 50% less force is required to connect tubing and fittings versus competitive compression fittings. Adapters swivel for easy installation
- Provides increased flexibility: Just three Easy Fit Fittings and five Easy Fit Adapters are needed to make over 160 combinations of connections, accommodating countless installation and maintenance situations
- Works with all 16-17mm dripline and blank tubing
- Patented fittings and adapters are molded from UV-resistant and durable ABS materials
- Removable flush caps can be used to flush end of line and temporarily cap off lines for later expansion
  - Not recommended with subsurface irrigation

### Operating Range

- Pressure: 0 to 4.1 bar
- Accepts tubing with an O.D. of 16 -17mm
- Recommended for use above surface only



### Models

Select models shown. Review your regional price list for complete availability.

#### Easy Fit Fittings

- MDCF-COUP: Coupling
- MDCF-EL: Elbow
- MDCF-TEE: Tee

#### Easy Fit Adapters

- MDCF-CAP: Removable Flush Cap For Easy Fit Fittings (Black)

*Note: Easy Fit Adapters are not barbed fittings. They are to be used only with Easy Fit Compression Fittings.*

### Friction Loss per Fitting

Flow l/h	Loss bar
0.00	0.00
227.1	0.03
454.3	0.04
681.4	0.06
908.5	0.10
1135.6	0.13
1362.8	0.18

## XF Series Blank Tubing

### Features

- Greater flexibility is easier to install and saves time
- Brown color matches landscape and blends with mulch. Matches XF Series Dripline inline emitter tubing
- Compatible with XF Series Dripline (13.6 mm I.D. x 16.1 mm O.D.)
- Accepts Rain Bird Easy Fit Compression Fittings, XF Dripline Insert Fittings, and lock type fittings

### Specifications

- Outside Diameter: 16.1mm
- Inside Diameter: 13.6 mm
- Wall Thickness: 1.2 mm

### Models

Select models shown. Review your regional price list for complete availability.

- DBL100: Blank Drip Tubing Black 100 m coil
- XFD1600100: brown blank tubing, 100 m coil



XF SERIES:  
Blank brown tubing



DBL: Blank black tubing

### XF Blank Tubing Friction Loss Characteristics

O.D. 16.1mm I.D. 13.6mm

Flow l/h	Velocity m/s	Pressure Loss bar
113.56	0.21	0.06
227.12	0.43	0.22
340.69	0.64	0.46
454.25	0.85	0.79
567.81	1.07	1.20
681.37	1.28	1.68
794.94	1.49	2.23
908.50	1.71	2.86
1022.06	1.92	3.56
1135.62	2.13	4.32
1249.19	2.35	5.16
1362.75	2.56	6.06

bar Loss per 100 Meters of Pipe (bar/100m)

**Note:** Use of tubing at flows shown in dark shaded area is not recommended, as velocities exceed 1.5 m/s

## 1/4" (6 mm) Landscape Dripline

Rain Bird 1/4" (6 mm) Dripline is a perfect choice for small-sized areas such as planter boxes, container gardens, loops around trees, vegetable gardens and shrubs

### Features

- Simple to use, as the flexible tubing makes watering pots and container gardens easy
  - Clog resistance through built-in filtration and two outlet holes, 180 degrees apart
- Brown tubing complements Rain Bird XF Dripline
- Works with Rain Bird 1/4" (6 mm) barbed Fittings

### Operating Range

- 0.7 to 2.7 bar
- Flow rate at 2.0 bar: 3.0 l/h
- Required filtration: 75 micron

### Specifications

- Outside diameter: 6 mm
- Inside diameter: 4 mm
- Wall thickness: 1 mm
- Spacing: 15 cm and 30 cm
- Length: 30 m coils

### Models

- LDQ0806100
- LDQ0812100

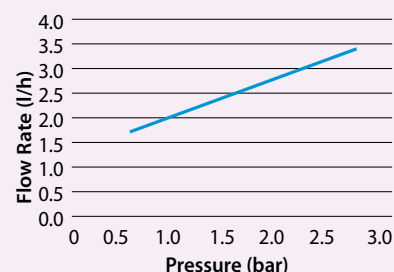


LDQ-08-06-100

### Flow Characteristics

Model	Flow at 2.0 bar l/h	Spacing cm	Coil Length m
LDQ0806100	3.0	15	30
LDQ0812100	3.0	30	30

### 1/4" (6 mm) Landscape Dripline Performance



### Maximum Length of Run (meters)

Emitter Spacing	Maximum Length of Run
15 cm	5.8 m
30 cm	10 m

## XQ 1/4" Distribution Tubing

The strongest and most flexible 1/4" Distribution Tubing available to extend emitter outlets to desirable discharge locations

### Features

- Unique blend of polymers that give it the flexibility of vinyl with hold of poly
- New textured finish improves handling
- Self extracting coiling feature makes it easy to use, store and eliminates waste
- Fits over barbed outlet ports and all Xerigation® emission devices and 1/4" (6 mm) transfer fittings
- Extruded from UV-resistant polyethylene resin materials

### Operating Range

- Pressure: 0 to 4.1 bar

### Specifications

- Outside Diameter: 6.3 mm
- Wall Thickness: 1.0 mm
- Inside Diameter: 4.3 mm
- Lengths: 30 m and 300 m coils

### Models

- XQ-100: 30m coil 1/4" (6 mm) distribution tubing
- XQ-1000: 300 m coil 1/4" (6 mm) distribution tubing
- XQ-1000-B: 300 m coil 1/4" (6 mm) distribution tubing in a bucket

## XQ 1/4" Distribution Tubing Friction Loss Characteristics

O.D. 6.3mm I.D. 4.3mm

Flow m <sup>3</sup> /h	Flow l/h	Velocity m/s	Loss bar
0.00	3.79	0.08	0.01
0.01	11.6	0.24	0.09
0.02	18.92	0.41	0.22
0.03	26.50	0.57	0.41
0.03	34.07	0.73	0.66
0.04	41.64	0.89	0.95
0.05	49.21	1.05	1.29
0.06	56.78	1.21	1.69
0.06	64.35	1.38	2.13
0.07	68.13	1.46	2.36
0.07	71.92	1.54	2.61
0.08	75.70	1.62	2.87
0.09	94.63	2.03	4.34
0.11	113.55	2.43	6.08

Bar Loss per 100 Meters of tubing

**Note:** Use of tubing at flows shown in dark shaded area is not recommended, as velocities exceed 1.5 m/s



XQ-100 and XQ-1000 1/4" (6 mm) Tubing



XQ-1000-B 1/4" (6 mm) Tubing

## Low Flow Residential Control Zone Kits

- **Optimized for Low Flow:** Includes the field-proven Low Flow Valve, the only valve on the market that can handle low flows (below 3 gpm) without weeping
- **Compact Solution:** Shorter kits with only two components (valve plus pressure-regulating filter) mean that you can fit more Control Zone Kits in a valve box, saving time and money.
- **Long-term Reliability:** These preassembled kits with PR Filters provide on/off control, filtration, and pressure regulation with only two parts; so there is less chance of leakage at the connections, both at installation and over the life of the system

### Operating Range

- Flow Range
  - XCZ-075-PRF: 0.8 to 18.91 l/m
  - ICZ-075-9V: 0.8 to 18.91 l/m
- Inlet Pressure: 1.4 to 10.3 bar
- Regulated Pressure
  - XCZ-075-PRF: 2.1 bar
  - ICZ-075-9V: 2.1 bar

### Specifications

- Filter Type: Stainless steel screen filter; 75 micron
- Flow Rate Capability\*: 4 to 91 m of dripline
- Valve Box: Mini-Standard or 10" Round
- Inlet Size:
  - XCZ-075-PRF: 3/4" x 3/4" NPT
  - ICZ-075-9V: 3/4" x 3/4" NPT/BSP
- Warranty: 3 years

### Controller Compatibility

- Compatible with traditionally-wired controllers
- Compatible with TBOS / DC controller when used with DC Latching solenoid
- Compatible with IVM controllers (ESP-LXIVM/LXIVMP) when used with IVM SOL
- Not compatible with 2-wire decoder systems like the ESP-LXD controller

### Models

- XCZ-075-PRF: 3/4" Low Flow Valve with 3/4" PR RBY Filter (Assembled)
- ICZ-075-9V: 3/4" Low Flow Control Zone Kit with TBOS solenoid (BSP)

### Replacement Filter

- RBY-200SSMX (200 mesh stainless steel screen)

\*0.9 gph dripline with 12" emitter spacing

### Minimum Inlet Pressure for 2.1 bar outlet pressure

Flow (l/h)	XCZ-075-PRF or ICZ-075-TBOS	
	Pressure (bar)	
45	2.4	
227	2.5	
681	2.6	
1135	3.0	



Four Control Zone Kits in a Standard Valve Box



XCZ-075-PRF  
(NPT/BSP thread)

## Medium Flow Residential Control Zone Kits

- **Versatility:** Preassembled control Zone kit with popular DV Series Valve
- **Compact Solution:** The pressure regulating RBY filter provides the protection of downstream components you need in a low-volume system, in a compact design
- **Long-term Reliability:** These preassembled kits with PR Filters provide on/off control, filtration, and pressure regulation with only two parts; so there is less chance of leakage at the connections, both at installation and over the life of the system

### Operating Range

- Flow Range: 11.4 to 56.8 l/m
- Inlet Pressure: 1.4 to 10.3 bar
- Regulated Pressure: 2.8 bar

### Specifications

- Filter Type: Stainless steel screen filter; 75 micron
- Flow Rate Capability\*: 61 to 304m of dripline
- Valve Box: Mini-Standard or 10" Round
- Inlet Size: 1" x 1" NPT
- Warranty: 3 years

### Controller Compatibility

- Compatible with traditionally-wired controllers
- Compatible with TBOS / DC controller when used with DC Latching solenoid
- Compatible with IVM controllers (ESP-LXIVM/LXIVMP) when used with IVM SOL
- Not compatible with 2-wire decoder systems like the ESP-LXD controller

### Models

- X CZ-100-PRF: 1" Medium Flow Control Zone Kit
- I X CZ-100-PRF: 1" Medium Flow Control Zone Kit (BSP)
- I C Z-100-9V: 1" Medium Flow Control Zone Kit with TBOS solenoid (BSP)

### Replacement Filter

- RBY-200SSMX (200 mesh stainless steel screen)



X CZ-100-PRF / I X CZ-100-PRF

## Medium Flow Residential Control Zone Kits (for 2 Wire)

- **Reliable:** Control Zone Kit that includes an extra durable PGA valve
- **Controller Versatility:** 2-wire compatible residential Control Zone Kit
- **Long-term Reliability:** Provides on/off control, filtration, and pressure regulation with only two parts; so there is less chance of leakage at the connections, both at installation and over the life of the system

### Operating Range

- Flow Range: 11.4 to 56.8 l/m
- Inlet Pressure: 1.4 to 10.3 bar
- Regulated Pressure: 2.8 bar

### Specifications

- Filter Type: Stainless steel screen filter; 75 micron
- Flow Rate Capability\*: 61 to 304m of dripline
- Valve Box: Mini-Standard or 10" Round
- Inlet Size: 1" x 1" NPT
- Warranty: 3 years

### Controller Compatibility

- Compatible with traditionally-wired controllers
- Compatible with TBOS / DC controller when used with DC Latching solenoid
- Compatible with IVM controllers (ESP-LXIVM/LXIVMP) when used with IVM SOL
- Not compatible with 2-wire decoder systems like the ESP-LXD controller

### Models

- X CZ-PGA-100-PRF: 1" Medium Flow Control Zone Kit (for 2 Wire)

### Replacement Filter

- RBY-200SSMX (200 mesh stainless steel screen)

\*0.9 gph dripline with 12" emitter spacing



X CZ-PGA-100-PRF

Minimum Inlet Pressure for 2.8 bar outlet pressure	
X CZ-100-PRF/I X CZ-100-PRF/ I C Z-100-9V	
Flow (l/h)	Pressure (bar)
684	3.0
1134	3.0
2274	3.3
3408	3.8

Minimum Inlet Pressure for 2.8 bar outlet pressure	
X CZ-PGA-100-PRF	
Flow (l/m)	Pressure (bar)
11.4	3.2
18.9	3.2
37.9	3.5
56.8	4.0

## Wide Flow Control Zone Kits with Basket Filter

- **Wide Range:** Includes the flexible and proven PEB/PESB series valve with wide flow range. Model available for Non-potable or recycled water
- **Easy Clean Filter:** Basket filter with “no spill” feature ensures dirt does not fall back into the filter during cleanup operation. Upgrade option to Flow Indicating Basket Filter: provides an additional flow measurement feature
- **Easy Shut Off:** Models including ball valve make shut off water to the valve for maintenance simple, without haven't to shut down from the main source. Convenient for systems with multiple zones.

### Operating Range

- Flow Range\*: 1.13 to 75.71 l/m
- Min. Diagnostic Flow: XCZ-100-PRBCOM: 3gpm
- Inlet Pressure: 1,0 to 10,3 bar
- Regulated Pressure: 2.8 bar

### Specifications

- Filter Type: XCZ-100-PRBCOM: Quick-Check Basket Filter; 75 micron
- Flow Rate Capability\*\*: 6 to 396m of dripline
- Valve Box: Mini-Standard Rectangular
- Inlet Size: 1" x 1" NPT
- Warranty: 3 years

### Controller Compatibility

- Compatible with traditionally-wired controllers
- Compatible with TBOS / DC controller when used with DC Latching solenoid
- Compatible with IVM controllers (ESP-LXIVM/LXIVMP) when use IVM SOL
- Compatible with 2-wire decoder systems like the ESP-LXD contr

### Models

- XCZ-100-PRBCOM: 1" Wide Flow Control Zone Kit with Quick-Ch Basket Filter

### Replacement Filter

- FLOW120M (Green)
- FLOW150M (Blue)
- FLOW200M (White)

\* For flows below 5gpm Rain Bird recommends use of upstream filtration to prevent debris from collecting below the diaphragm

\*\* 0.9 gph dripline with 12" emitter spacing

Minimum Inlet Pressure for 2.8 bar Outlet Pressure	
XCZ-100-PRB-COM	
Flow (l/m)	Pressure (bar)
1.1	2.8
3.8	2.9
11.4	2.9
18.9	3.0
37.9	3.3
56.8	3.6
75.7	4.3





## 1.5" High Flow Commercial Control Zone Kits

- **Higher Flow, Less Friction:** The control zone gives you unmatched versatility for commercial drip and spray irrigation applications. The zone combines a high flow range of 15-62 gpm with and preserves water pressure to deliver the prescribed minimum PSI
- **Convenience That's Ready to Go:** Using this kit with the highest maximum flow rate available, you can cover large zones while using fewer kits – saving money on every job
- **Long-term Reliability:** These preassembled kits provide on/off control, filtration, and pressure regulation with minimal connection points; so there is less chance of leakage at the connections, both at installation and over the life of the system

### Operating Range

- Flow Range: 56.8 to 234.7 l/m
- Inlet Pressure: 1.03 to 7.9 bar
- Regulated Pressure: 2.8 bar

### Specifications

- Filter Type:
  - XCZ-150-LCS: Large capacity screen filter; 130 micron
  - XCZ-150-LCDR: Large capacity disc filter; 130 micron
- Flow Rate Capability\*: 305 to 1209m of dripline
- Valve Box: Jumbo Rectangular
- Inlet Size: 1.5" x 1.5" NPT
- Warranty: 3 years

### Controller Compatibility

- Compatible with traditionally-wired controllers
- Compatible with TBOS / DC controller when used with DC Latching solenoid
- Compatible with IVM controllers (ESP-LXIVM/LXIVMP) when used with IVM SOL
- Compatible with 2-wire decoder systems like the ESP-LXD controller

### Models

- XCZ-150-LCS: 1.5" High Flow Control Zone Kit w/ Screen Filter
- XCZ-150-LCDR: 1.5" High Flow Control Zone Kit (Non-potable) w/ Disc Filter

### Replacement Filter

- XCZ-150-LCS: LGFC120MS
- XCZ-150-LCDR: LGFC120MD

Minimum Inlet Pressure for 2.8 bar Outlet Pressure (+/- 20%)	
XCZ-150-LCS	
Flow (l/m)	Pressure (bar)
56.8	2.8
75.7	3.1
94.6	3.1
113.6	3.4
151.4	3.8
189.3	4.8

Minimum Inlet Pressure for 2.8 bar Outlet Pressure (+/- 20%)	
XCZ-150-LCDR	
Flow (l/m)	Pressure (bar)
56.8	2.4
75.7	2.8
94.6	2.8
113.6	3.1
151.4	3.4
189.3	4.1
227.1	6.2



## 1" & 1½" High Flow Inline Pressure Regulators

High flow Pressure Regulator family that delivers pre-set regulation for a wide flow range (114 to 15900 l/h) providing a solution for most irrigation applications

### Features

#### Flexibility

- Its high flow range (114 to 15900 l/h) capacity allows usage in a wide range of applications, making it ideal for drip or spray applications. It can be installed above or below grade
  - 1" Pressure Regulators flow range: 114 to 7950 l/h
  - 1½" Pressure Regulator flow range: 3408 to 15900 l/h

#### Reliable Performance:

- Pre-set outlet pressure regulation at either 2.8 bar or 3.4 bar provides worry-free protection for your irrigation installations.

#### Durability:

- Tested to meet Rain Bird's high-quality standards. High Strength ABS construction and stainless steel springs provide the durability to withstand any job

#### Operating Range

- Pressure Regulation:
  - PSI-H40X-100: 2.8 bar
  - PSI-H50X-100: 3.4 bar
  - PSI-H40X-150: 2.8 bar
- Flow Range:
  - PSI-H40X-100 & PSI-H50X-100: 114 l/h to 7950 l/h
  - PSI-H40X-150: 3408 l/h to 15900 l/h
- Inlet pressure: 1.0 bar to 10.3 bar

#### Specifications

- PSI-H40X-100 & PSI-H50X-100: 1" Female NPT X 1" Female NPT
- PSI-H40X-150: 1½" Female NPT X 1½" Female NPT

#### Dimensions:

- PSI-H40X-100 & PSI-H50X-100: 14.7 cm in Length x 6.8 cm in Width
- PSI-H40X-150: 16.0 cm in Length x 8.4 cm in Width

#### Models

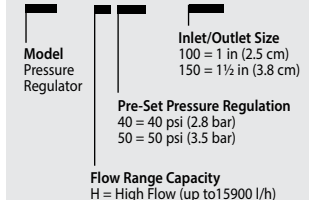
- PSI-H40X-100: 1" 40 psi inline Pressure Regulator
- PSI-H50X-100: 1" 50 psi inline Pressure Regulator
- PSI-H40X-150: 1½" 40 psi inline Pressure Regulator



1" & 1½" High Flow Inline Pressure Regulators

#### How to Specify

PSI - H XX X - 100



## Inline RBY Filters

Static filter helps prevent plugging in a drip irrigation system. Pressure regulated models create a simple, efficient control zone when combined with a valve for protection of downstream components in a low-volume irrigation system

### Features

- A simple and reliable filter for low-volume irrigation systems
- Simple to clean, as cap has a sealing O-ring and unthreads to provide access to the stainless steel filter element
- Strong and reliable due to its robust design and glass-filled polypropylene construction
- Male x Male threaded connections for direct connection to valves and pressure regulators
- Pressure-regulated models regulate pressure to a nominal 30 or 40 psi (2.0 or 2.8 bar)
- Replacement stainless steel elements are available in 200 mesh (75 micron)

### Operating Range

- Flow:
  - PRF-075-RBY: 0.20 to 5.0 gpm (0.8 to 18.9 l/m)
  - PRF-100-RBY: 3.0 to 15.0 gpm (11.4 to 56.8 l/m)
- Inlet Pressure: 20 to 150 psi (1.4 to 10.3 bar)
- Regulated pressure:
  - PRF-075-RBY: 30 psi (2.1 bar)
  - PRF-100-RBY: 40 psi (2.8 bar)
- Filtration: 200 mesh (75 micron)

### Models

- PRF-075-RBY: 3/4" PR RBY Filter with 200 Mesh Screen
- PRF-100-RBY: 1" PR RBY Filter with 200 Mesh Screen

### Replacement screen:

- RBY-200SSMX (200 mesh stainless steel screen)

**Note:** Filter must be installed downstream of a control valve and not under constant pressure.

**Note:** When installing with emission points more than 5 ft. above the pressure regulating filter, a check valve should be installed after the regulator.



PRF-075-RBY and IPRB 100 RBY

### Pressure Loss Characteristics

Flow Rate		PRF-075-RBY		PRF-100-RBY	
gpm	l/m	psi	bar	psi	bar
0.2	0.8	3.0	0.21	N/A	N/A
1.0	3.8	4.0	0.28	N/A	N/A
3.0	11.4	6.1	0.42	0.8	0.06
5.0	18.9	10.0	0.69	2.0	0.14
8.0	30.3	N/A	N/A	3.8	0.26
10.0	37.9	N/A	N/A	5.2	0.36
15.0	56.8	N/A	N/A	12.0	0.83

**Note:** Pressure loss for 200 mesh filter screen

## Inline Pressure Regulators

### Features

- Can be installed above or below grade
- Preset outlet pressure: 1.0 to 2.1 bar
- 3/4" (20/27) NPT female-threaded inlet and outlet

### Operating Range

- Flow
  - psi-L30X-075: 0.8 to 18.9 l/m
  - psi-M30X-075, psi-M40X-075: 7.8 to 37.9 l/m
  - psi-M15-M50: 0.45 to 5 m<sup>3</sup>/hr
- Inlet Pressure: 0.7 to 10.3 bar

### Models

- PSI-M15: preset outlet pressure: 1.0 bar
- PSI-M20: preset outlet pressure: 1.4 bar
- PSI-M25: preset outlet pressure: 1.8 bar
- PSI-M30: preset outlet pressure: 2.1 bar
- PSI-M40: preset outlet pressure: 2.8 bar
- PSI-M50: preset outlet pressure: 3.5 bar



PSI-M20, PSI-M30

## Retrofit Pressure Regulators

### Features

- Provides convenient 2.1 bar pressure regulation at the riser for any 1/2" FPT emission device or compression adapter
- Can be installed above or below grade
- Can be used with Xeri-bird™ 8 Multi-Outlet Emission Device (see page 117)

### Operating Range

- Flow: 1.9 to 15.1 l/m
- Inlet Pressure: 1.0 to 4.8 bar

### Dimensions

- 1/2" female-threaded inlet
- Height: 10 cm

### Model

- PRS-050-30

PRS-050-30





## Pressure Regulating Basket Filters

The only commercial-grade filter with built in pressure regulator for low-volume irrigation zones. Also available with a clean/dirty indicator.

### Features

- Reduces maintenance and labor costs - 40% larger filter surface than standard filters means less frequent cleaning
- Provides increased reliability – “No Spill” feature ensures dirt does not fall back into the filter during cleanup operation
- Simplifies installation and maintenance – threaded top with O-ring makes it easy to remove and clean that stainless steel filter screen
- Efficient design – combines filtration and pressure regulation in one compact unit with fewer connections
- Available in 1" model
- Comes pre-assembled with 75 micron stainless steel screen (other screen sizes available)
- Built-in 2,7 bar pressure regulator

### Operating Range

- Flow: 684 to 4542 l/h
- Inlet Pressure: 1.0 to 10.3 bar
- Regulating Pressure: 2.8 bar
- Filtration: 75 micron stainless steel
- Temperature: Up to 66° C

Components  
of Control Zone  
Kits Found on  
pg. 134-142

### Models

- IPRB-100: 1" Basket Filter with built-in Pressure Regulator (2.8 bar) and 75 micron stainless steel screen (BSP thread)
- PRB-100: 1" Basket filter with built in Pressure Regulator (2.8 bar) and 200 mesh (75 micron) stainless steel screen (NPT thread)
- IPRB-QKCHK-100: 1" Basket filter with built in Pressure Regulator (2.8 bar) and 200 mesh (75 micron) stainless steel screen (BSP thread)
- PRB-QKCHK-100: 1" Basket filter with built in Pressure Regulator (2.8 bar) and 200 mesh (75 micron) stainless steel screen (NPT thread)

### Replacement Filter Screens

- FLOW120M: 125 micron (green)
- FLOW150M: 100 micron (blue)
- FLOW200M: 75 micron (white)

**Note:** When installing with emission points more than 1.5 m above the pressure regulating filter, a check valve should be installed after the regulator end.

### Minimum Inlet Pressure for 2.8 bar Outlet Pressure

Flow Rate l/h	Inlet Pressure IPRB-100 bar
684	2.8
1134	2.9
2274	3.3
3408	3.6
4542	4.4



IPRB-100



QKCHK-200M



IPRB-QKCHK-100

## Large-Capacity Filters

Large-Capacity high flow and low maintenance with a solid disc and screen filters

### Features

- Provides extra large filtration capacity for residential, commercial, and municipal applications
- Durable filters can be easily removed for cleaning, significantly reducing cleaning time
- Disc filters can decompress for easy cleaning
- Auxiliary connection with a threaded cap can be drilled to allow draining or depressurization

### Operating Range

- 3/4" Model: Maximum flow : up to 5m<sup>3</sup>/hr
  - Filtering surface (disc): 180 cm<sup>2</sup>
  - Filtering surface (screen): 160 cm<sup>2</sup>
- 1" Model: Maximum flow: Up to 6 m<sup>3</sup>/hr
  - Filtering surface (disc): 180cm<sup>2</sup>
  - Filtering surface (screen): 160 cm<sup>2</sup>
- 1.5" Models: Maximum flow: Up to 20 m<sup>3</sup>/hr
  - Filtering surface (disc): 535 cm<sup>2</sup>
  - Filtering surface (screen): 490 cm<sup>2</sup>
- 2" Models: Maximum flow: Up to 25 m<sup>3</sup>/hr
  - Filtering surface (disc): 525 cm<sup>2</sup>
  - Filtering surface (screen): 485 cm<sup>2</sup>
- Maximum Pressure: 8 bar
- Maximum Temperature: Up to 60° C

### Specifications

- Inlet / Outlet Size:
  - 3/4" Models: 3/4" BSP
  - 1" Models: 1" BSP
  - 1.5" Models : 1.5" BSP
  - 2" Models : 2" BSP

### Models

- ILCRBY100D: 1" Large-Capacity Disc Filter
- ILCRBY100S: 1" Large-Capacity Screen Filter
- ILCRBY150D: 1.5" Large-Capacity Disc Filter
- ILCRBY150S: 1.5" Large-Capacity Screen Filter
- ILCRBY200D: 2" Large-Capacity Disc Filter
- ILCRBY200S: 2" Large-Capacity Screen Filter

*Note: NPT thread options are also available*

### Filtration

- Stainless Steel Screen Filter: 130 Micron
- Plastic Filter Discs: 130 Micron

### Pressure Loss Characteristics - Disc Filter

Flow Rate l/m	1" Filter bar	1.5" Filter bar	2" Filter bar
18.93	0.04	0.01	0.01
41.67	0.08	0.01	0.01
83.33	0.18	0.03	0.01
125.0	0.30	0.05	0.02
166.67	—	0.07	0.03
208.33	—	0.10	0.04
250.00	—	0.15	0.06
291.67	—	0.21	0.08
333.33	—	0.27	0.11
375.00	—	—	0.14
416.67	—	—	0.17

### Pressure Loss Characteristics - Screen Filter

Flow Rate l/m	1" Filter bar	1.5" Filter bar	2" Filter bar
18.93	0.06	0.00	0.00
41.67	0.12	0.00	0.00
83.33	0.20	0.03	0.01
125.0	0.28	0.07	0.02
166.67	—	0.10	0.03
208.33	—	0.13	0.04
250.00	—	0.16	0.06
291.67	—	0.19	0.08
333.33	—	0.22	0.10
375.00	—	—	0.13
416.67	—	—	0.16

*Note: Body dimensions are available on the Rain Bird website.*

*Note: Filter must be installed downstream of the valve, to prevent the filter from being under constant pressure.*



ILCRBY200D

Disc & Screen Filters



Introduction

Spray/Boules

Spray & Rotary Nozzles

Rotors

Valves

Controllers

Sensors & Meters

Central Control and Water Management

Drip Irrigation

Filtration

Drainage Products

Resources

## Filtration



### Water Saving Tips

- Backwash for the specified time only. Longer will use more water and will not increase effectiveness - and may cause other operational issues.
- Perform periodic manual cleaning and inspection of your filter to ensure the element is intact. This reduces downstream maintenance and ensures backwash cycles are working as intended.
- Size filtration based on operational specification. Under-sizing the filter will result in a higher backwash rate and higher water usage. For assistance call 520-741-6189 or email [filters@rainbird.com](mailto:filters@rainbird.com).

## "G-Series" Hydraulic Suction Scanning Screen Filter

Economy and Value with Lower Backwash Volumes

### Features

- Provides worry free medium-flow rate filtered water quality
- Powered by source line water pressure, the filter's backwashing system produces a concentrated high velocity and low volume reverse water flow to systematically clean the screen of any entrapped contaminants
- Models are available as a filter unit only, or as a filter assembly including bypass plumbing and valves for fast and easy installation on site
- Heavy-duty, durable, SS woven wire mesh screen filtration element with PVC support is supplied standard. Optional screen construction including multi-layer sintered SS and wedgewire are also available upon request. HT models only supplied with sintered SS
- Standard: 200 micron. Optional: 50 - 2000 micron. Flow rates will vary with screen size and water source. Max flow assumes good water quality (< 20 ppm solids) and 200 micron screen
- Standard flow rates from 100 to 2,640 GPM
- Standard maximum operating pressure of 150 PSI (higher pressures optionally available)
- Filtered, clean water backwashing initiated automatically by time or pressure differential via integrated Rain Bird F2 AC/DC Controller
- Flanged inlet and outlet standard except on HO-G-02 and HT-G-02 filter only configurations which are threaded. Grooved inlet and outlet configuration optionally available
- Vessel Material (based on model): Powder Coated Carbon Steel or 304 Stainless Steel, 316 SS and Duplex SS optional
- Available as filter only, or as a complete assembly with bypass manifold and valves. Higher pressures optionally available



G-Series  
(Shown with integrated  
bypass assembly and  
optional wye-strainer)



G-Series  
(Shown as  
filter only)

### "G-Series" Suction Scanning Screen Filter Performance Data

Powder Coated Carbon Steel Model Number	Stainless Steel Model Number	SS Mesh Screen Area (in <sup>2</sup> )	Sintered Screen Area (in <sup>2</sup> )	Max Flow (GPM)	Max Flow (m <sup>3</sup> /hr)	Max Pressure (psi)	Inlet / Outlet Flange Size (in)	Flush Valve Size	Minimum Inlet Pressure During Rinse Cycle (psi)
HO-G-02-LE-C	HO-G-02-LE-S	64		100	22.7	150	2	1"	35
HO-G-03-LE-C	HO-G-03-LE-S	120		200	45.4	150	3	1"	35
HO-G-04-LS-C	HO-G-04-LS-S	120		300	68.1	150	4	1"	35
HO-G-04-LE-C	HO-G-04-LE-S	466		500	113.6	150	4	1.5"	35
HO-G-06-LS-C	HO-G-06-LS-S	466		750	170.3	150	6	1.5"	35
HO-G-08-LS-C	HO-G-08-LS-S	648		1300	295.3	150	8	1.5"	35
HO-G-08-LE-C	HO-G-08-LE-S	810		1320	299.8	150	8	2"	35
	HT-G-02-LE-S		216	200	45.4	150	2	1"	35
	HT-G-02-LEX-S		432	300	68.1	150	2	1"	35
	HT-G-03-LE-S		216	200	45.4	150	3	1"	35
	HT-G-04-LS-S		432	500	113.6	150	4	1"	35
	HT-G-04-LE-S		720	600	136.3	150	4	1"	35

Contact Rain Bird for drawings or visit [www.rainbird.com](http://www.rainbird.com) to download.

Filter flow is based on 200 micron or greater filtration of clear irrigation water (< 20 ppm solids). Appropriate flow de-rating is required for excessive debris loads (silt, organics, algae, etc.), reclaim water and finer screens. Water sources with chlorides over 175 PPM and free chlorine over 2 mg/l require special construction materials. Contact Rain Bird for filter selection assistance for these applications.

Not available in all markets, consult Rain Bird for availability



## "I-Series" Hydraulic Suction Scanning Screen Filter

### Irrigation Uses

Self-cleaning, line powered hydraulic water filters for turf, landscape, agriculture, greenhouse, golf course and nursery applications.

### Features

- Flow Rate: 300 – 7,500 gpm
- Max Temperature: 210° F
- Single SS electric ball valve for flushing operations standard
- Heavy-duty, durable, 316 SS woven wire mesh screen filtration element with PVC support is supplied standard. Optional screen construction including multi-layer sintered 316 SS and wedgewire are also available upon request. HT models only supplied with sintered SS.
- Screen opening: 50µ – 2000µ
- Working pressure: 40 – 150 psi
- Vessel Material (based on model): Powder Coated Carbon Steel or 304 Stainless Steel, 316 SS and Duplex SS optional
- Available as filter only, or as a complete assembly with bypass manifold and valves. Higher pressures optionally available.



I-Series Powder-Coated Carbon Steel



I-Series Stainless Steel



### "I-Series" Suction Scanning Screen Filter Performance Data

Powder Coated Carbon Steel Model Number	Stainless Steel Model Number	Line Size (in)	300	200	120	100	Micron Mesh	SS Mesh Screen Area (in <sup>2</sup> )	Sintered Screen Area (in <sup>2</sup> )	Rinse Duration (Seconds)	Flush Volume (Gallons)	Flush Valve Size (in)	Minimum Inlet Pressure During Rinse Cycle
			Std. Flow Rate (gpm)	Std. Flow Rate (gpm)	Std. Flow Rate (gpm)	Std. Flow Rate (gpm)							
HO-I-03-PS-C-M	HO-I-03-PS-S-M	2	300	300	300	260	254	390	12 to 16	≈ 35	1.5	40	
HO-I-04-PS-C-M	HO-I-04-PS-S-M	4	500	500	500	420	413	620	12 to 16	≈ 35	1.5	40	
HO-I-06-PS-C-M	HO-I-06-PS-S-M	6	750	750	580	420	413	620	12 to 16	≈ 35	1.5	40	
HO-I-08-PM-C-M	HO-I-08-PM-S-M	8	1000	830	580	420	413	620	12 to 16	≈ 35	1.5	40	
HO-I-08-PS-C-M	HO-I-08-PS-S-M	8	1400	1240	880	650	614	930	12 to 16	≈ 65	2	40	
HO-I-10-PS-C-M	HO-I-10-PS-S-M	10	2000	1300	920	675	614	930	12 to 16	≈ 65	2	40	
HO-I-12-PS-C-M	HO-I-12-PS-S-M	12	2750	1800	1200	850	826	1240	12 to 16	≈ 65	2	40	
HO-I-14-PS-C-M	HO-I-14-PS-S-M	14	3750	1950	1300	875	826	1240	12 to 16	≈ 65	2	40	
<b>Bypass Manifold</b>													
I-3-CS-T		3	300										
I-4-CS-F		4	600										
I-6-CS-F		6	800										
I-8-CS-F		8	1500										
I-10-CS-F		10	3200										
I-12CS-F		12	3400										
I-14-CS-F		14	3750										

Contact Rain Bird for drawings or visit [www.rainbird.com](http://www.rainbird.com) to download.

Filtered, clean water backwashing initiated automatically by time or pressure differential via integrated Rain Bird F2 AC/DC controller or Filtron 110 controller (based on application).

The calculated flow rates above are based on average clear lake quality water (< 40 ppm solids). For good, poor or bad water contact Rain Bird. Drawings of standard filter models are available at [www.rainbird.com](http://www.rainbird.com). Standard Rain Bird controllers: F2 AC/DC or Filtron 110 (I-series filters integrated with a Rain Bird Pump station are controlled by pump station PLC).

Water sources with chlorides over 175 PPM and free chlorine over 2 mg/l require special construction materials. Contact Rain Bird for filter selection assistance for these applications.


**Not available in all markets, consult Rain Bird for availability**

## PSS Series Self-Cleaning Pump Suction Screen

Keep Debris Out of Your Pump and Irrigation System

### Features

- Galvanized, Self-Cleaning Pump Suction Screen removes large trash and debris from water sources, saving time and money in energy, pumping efficiency and maintenance costs
- All water must pass through the pump suction screen attached to the end of the pump suction line before entering the pump intake pipe. A small, side-stream from the pump discharge plumbing drives two spray bars that continually rotate, jetting water at the screen and blasting debris away
- Heavy 12 mesh stainless steel screen increases your pump efficiency for many years to come



### 12 Mesh Self-Cleaning Pump Suction Screen Performance Data

Model Number	Flow US GPM	Flow m <sup>3</sup> /Hour	Screen Length (in)	Total Length (in)	Screen Diameter (in)	Flange Size (in)	Return Inlet Pipe Size (in)	Operating Pressure (min - max psi)	Weight Lbs.	Cleaning Spray (GPM)
<b>12 Mesh Filter</b>										
PSS200	325	73.8	11	25	16	4	1.5	35-100	38	20
PSS400	550	124.9	15	28.8	16	6	1.5	40-100	57	20
PSS600	750	170.3	16	32.5	24	8	1.5	40-100	101	20
PSS800	950	215.7	18	34.5	24	10	1.5	45-100	108	20
PSS1000	1350	306.5	23	39.5	24	10	1.5	50-100	116	24
PSS1400	1650	374.6	26	42.5	24	12	1.5	55-100	128	24
PSS1700	1950	442.7	28	44.5	26	12	1.5	55-100	148	24
PSS2000	2350	533.5	32	48.5	26	14	1.5	60-100	160	24
PSS2400	2600	590.2	35	52.5	30	16	1.5	65-100	223	28
PSS3000	3000	681.0	40	57.5	30	16	1.5	40-65	236	44
PSS3500	3500	794.5	40	59.5	36	18	1.5	40-65	283	44
PSS4000	4000	908.0	40	63.5	42	18	1.5	40-65	358	44

Contact Rain Bird for drawings or visit [www.rainbird.com](http://www.rainbird.com) to download.

## CS Series Centrifugal Sand Separator

Remove contaminants to minimize required maintenance and increase efficiency

### Features

- Capacities of 4 to 8300 gpm
- Simple installation (no electrical power required)
- Efficient pre-filter to reduce sand load on downstream components
- Rain Bird Centrifugal Sand Separators are designed to separate abrasive particles before they can enter the irrigation system, keeping equipment clean and clear of debris, which minimizes the amount of maintenance required and increases operational efficiency
- The separator removes sand and particles that are heavier than water (materials with a specific gravity of 2 or greater)
- Liquids and solids enter the unit and begin traveling in a circular flow. This centrifugal action throws heavier particulates towards the filter walls and eventually downward in a spiral motion to the separation chamber. The particulates collect in the separation chamber and are purged manually from the system. The filtered water is then drawn to the separator's vortex and through the outlet
- An optional automatic purge controller and valve can be used on all applications to automate the purge process, which eliminates the need for manual flushing. Small vertical design separators may be wall mounted or supported by the system piping



Centrifugal Sand Separator

### Centrifugal Sand Separators Performance Data

Model Number	Flow* US GPM	Flow m <sup>3</sup> /Hour	Inlet / Outlet Line Size (in)	Length (in)	Length (cm)	Weight Lbs.	Max. Particle Size (in)	Flush Valve Size (in)
<b>Vertical Separators</b>								
VCS-R5V	4 - 10	0.9 - 2.3	0.5	20	50.8	13	0.625	1
VCS-R7V	10 - 20	2.3 - 4.6	0.75	20	50.8	15	0.375	1
VCS-R10V	18 - 38	4 - 8.7	1	30.5	77.5	26	0.5	1
VCS-R12V	26 - 52	6 - 12	1.25	30.5	77.5	26	0.5	1
VCS-R15V	38 - 79	8.7 - 18	1.5	30.5	77.5	26	0.5	1
VCS-R20V	63 - 120	14.5 - 27.6	2	36	91.4	44	0.5	2
VCS-R25V	100 - 180	23 - 41.4	2.5	44	111.8	55	0.5	2
VCS-R30V	125 - 260	28.8 - 59.8	3	48	121.9	75	0.5	2
VCS-R40V	190 - 345	43.7 - 79.4	4	52	132.1	120	0.5	2
<b>Angled Separators</b>								
ACS-R40LA	200 - 525	46 - 120	4	80	221	280	1.5	2
ACS-R60LA	365 - 960	84 - 220	6	106.25	293.4	493	1.5	2
ACS-R80LA	800 - 1600	184 - 369	8	114	316.9	722	1.5	2
ACS-R100LA	1300 - 2300	299 - 529	10	123.5	342.9	840	1.5	2
ACS-R120LA	2025 - 3400	465 - 782	12	139	396.2	1400	1.5	2
ACS-R140LA	2975 - 5000	684 - 1150	14	148	424.2	1550	2	2
ACS-R160LA	4000 - 6200	920 - 1426	16	160	462.3	1850	2	2
ACS-R180LA	5100 - 8300	1173 - 1909	18	177	462.3	2400	2	3

*Not available in all markets, consult Rain Bird for availability*

## HDF Series Disc Filters

Automatic self-cleaning disc filtration equipment

### Features

- Automatic self-cleaning disc filtration equipment with 2" valves and high density polyethylene manifolds
- Ideal for surface and well water containing both organic (algae) and inorganic materials: rivers, reservoirs, canals, waste water, and well water containing light sand (<3PPM) and other contaminants
- The patented system's helical action provides efficient cleaning
- Manufactured from engineered plastics to resist rust and corrosion from chemicals and water
- All units are factory tested prior to shipment
- Disc elements provide depth filtration -not just surface filtration
- Unit is pre-assembled with HDPE (High -density polyethylene) manifold for easy installation
- DP, time or manual backflush cycle can be imitated from the controller
- Plastic backflush valves are lightweight and corrosion resistant
- Low maintenance and performs reliable backflush
- Filtration disc versatility (filtration grades can be easily changed)
- Available with 100, 130, 200 or 400 micron discs (specify when ordering)

### Rain Bird HDF Series 1X2 filter backwash.

- **FILTRATION STAGE:** As water goes through the discs, particles are projected away due to the cyclone effect, reducing the backflushing frequency
- **BACKFLUSHING STAGE:** Water is projected through the discs, expelling the retained particles and evacuating them through the drainage manifold while the rest of the equipment is still in the filtration stage, supplying the remaining installation

### Rain Bird HDF Series-2 systems backwashes one station at a time while the remaining elements continue filtering.

- **FILTRATION STAGE:** As water goes through the discs, particles are projected away and kept in suspension due to the cyclone effect, reducing the backflushing frequency
- **BACKFLUSHING STAGE:** Water is projected through the discs, expelling the retained particles and evacuating them through the drainage manifold. The rest of the filters battery continue filtering. The filtration process restarts when the discs recompress. The backflush process is controlled by the Rain Bird Control Unit




HDF Series 1x2 Disc Filters



Rain Bird Filtron 110 Control Unit allows backwash activation by time or pressure differential.

Control Units are available in 12 VDC, 110 VAC and 220 VAC.



HDF Series-2 Disc Filters



HDF Series 4 Disc Filters

**Specifications**

**HDF Series 1x2 Disc Filters**

- Suited for areas with or without electricity.
- Ideal where manual cleaning is troublesome.
- Compact design fits in tight spaces.
- Control Unit functions on pressure differential or time.
- Automatic self-cleaning 2" filter for low flow ranges.
- Maximum Flow: 106 gpm (24 m<sup>3</sup>/h)
- Maximum filtering surface (231 in<sup>2</sup>/1492 cm<sup>2</sup>).
- Maximum pressure: 145 psi (10 bar)
- Maximum temperature: 140° F (60° C)
- Standard 100 micron : Optional 130, 200 or 400 micron.

**HDF Series 2 Disc Filters**

- Suitable for surface and well waters containing both organic (algae) and inorganic materials.
  - Rivers, reservoirs, canals and waste water
- Well water containing light sand (<3 PPM) and other contaminants.
- Maximum flow: 848 gpm (192 m<sup>3</sup>/h) - 106 gpm (24 m<sup>3</sup>/h) per filter element. Max flow is based on 200 micron discs and good water quality source (< 20 ppm solids). Flow is de-rated based on water source and filtration level. Consult Rain Bird for sizing information
- Maximum filtering surface: (231 in<sup>2</sup>/1492 cm<sup>2</sup>)
- Maximum pressure: 145 psi (10 bar)
- Maximum temperature: 140° F (60° C)
- Standard: 100 micron. Optional: 20, 50, 130, 200 or 400 micron.

**Control Units**

Rain Bird Filtron 11 O with integrated pressure differential switch allows backwash activation by time or pressure differential. Controllers are available in 12 VDC, 11 O VAC and 220 VAC.

**HDF Series 1x2 Disc Filters Specifications**

Model Number	Number of Filters	Manifold	Filtering Surface	
			(in)	(cm)
1X2/2G	1-2"	Inlet: 2" PVC Outlet: 2" NPT Drainage: 2: NPT	231	1492

**HDF Series 2 Disc Filters Specifications**

Model Number	Number of Filters	Manifold	Filtering Surface	
			(in)	(cm)
2X2/3G	2	3"- GROOVED	463	2,984
3X2/4G	3	4"- GROOVED	694	4,476
4X2/6G	4	6"- GROOVED	925	5,968
5X2/6G	5	6"- GROOVED	1,156	7,460
6X2/6G	6	6"- GROOVED	1,388	8,952
7X2/6G	7	6"- GROOVED	1,619	10,444
8X2/8G	8	8"- GROOVED	1,850	11,936

*Drainage manifolds included.  
Consult factory for other configurations.  
Rain Bird reserves the right to change the characteristics of these products without prior notice.*

**HDF Series 4 Disc Filtration systems for flows over 848 GPM (192 m<sup>3</sup>/h) quoted upon request.**

**Rain Bird Filtration Controller**



**F2 AC/DC-P Specifications**

<b>INPUT</b>
115 - 230VAC
12 - 15VDC
230VAC (optional)
<b>OUTPUT</b>
24VAC, 12VDC
<b>FEATURES</b>
Up to Two (2) stations plus master valve
Input voltage 115, 230 VAC (optional) 12VDC
Output selectable to operate 24VAC, 12VDC solenoids
Pressure differential (PD) gauge included
Fixed PD delay
Resettable backwash count
Resettable alarm
Plastic outdoor box
Periodic, manual, or pressure differential (PD) actuation
Accurate timing
Simple programming



Introduction

Spray Bodies

Spray & Rotary Nozzles

Rotors

Valves

Controllers

Sensors & Meters

Central Control and Water Management

Drip Irrigation

Filtration

Drainage Products

Resources

## Drainage



### Water Saving Tips

- Installing a well-designed drainage system will result in the collection and capture of rain, runoff water and standing water from the site.
- The collected water can then be directed to an on-site storage tank, treated (if required) and pumped on an "as needed" basis to feed a Rain Bird water efficient irrigation system.
- Drainage systems can reduce damage to structures by directing water away from the foundation of the structure to a more desirable area on the site.
- A Rain Bird Drainage Pop-Up Valve (DPUV) can be installed at the lowest point of the piping network to allow for the collected water to slowly percolate into the soil and recharge the ground water supply.
- A properly installed drainage system can eliminate issues on the site caused by rushing or standing water which can result in soil erosion, plant disease and structural damage.
- Remember, water always runs downhill. Make sure that there is at least a 2% elevation difference between the high-end and the low-end of the drainage system.

## Rain Bird Drainage Products


Ruggedly constructed and designed to work together, these drainage grates, basins, adapters, pipe, and accessories can help you efficiently manage water run-off for virtually any residential, light commercial or municipal site.

### Three-Year Warranty

You need products that will last long after the job's done. That's why we stand behind our drainage products with the longest warranty in the drainage product category.

**All Rain Bird drainage purchases qualify for valuable Rain Bird Rewards points.**

### Round Catch Basin



### Compatible Drainage Pipe (not manufactured by Rain Bird)



## Color, Size and Style are Optional. Loose Fits are Not.

No matter the job, you'll have the equipment you need to do it right. We offer grates and basins of varying dimensions, shapes and colors—all designed to fit together for tight, worry-free connections.


### Recycled Plastics

All drainage models are constructed from 100% recycled plastic and therefore qualify for points on LEED projects.

### Full Compatibility

Any way you put them together, our grates and basins will give you the best fit. For easy upgrades and quick replacements, our products are also compatible with components from most other drainage manufacturers.

### Low-Profile Basin



### Square Catch Basin



## Round Catch Basins

### Features

- Manufactured from High-Impact Polystyrene (HIPS)
- UV stabilized to protect from sun degradation
- Universal outlet(s) used to connect to 3" or 4" Sewer and Drain Pipe (ASTM D2729), 3" or 4" Corrugated Pipe and 3" or 4" Triple Wall Pipe
- Includes a sump to minimize clogging of pipes
- To extend height of basin, use 6" PVC Pipe (ASTM D2729 and ASTM D3034, SDR 35) as a riser



Model Number	Number of Outlets	Inlet (Top) Accepts	Outlet (Side) Fits	Capacity	Sump Capacity
<b>6" Round, 1 Outlet or 6" Round, 2 Outlets</b>					
DB6R1	1	<ul style="list-style-type: none"> <li>• 6" Round Flat and Atrium Grates</li> <li>• 7" Universal Square Grates</li> </ul>	<ul style="list-style-type: none"> <li>• 3" or 4" Corrugated Pipe</li> <li>• 3" or 4" Triple Wall Pipe</li> </ul>	0.80 gals	0.20 gals
DB6R2	2	<ul style="list-style-type: none"> <li>• 6" PVC Pipe (ASTM D2729, ASTM D3034, SDR 35)</li> </ul>	<ul style="list-style-type: none"> <li>• S &amp; D Pipe (ASTM D2729)</li> </ul>		

## Square Catch Basins

### Features

- Manufactured from High-Density Polyethylene (HDPE)
- UV stabilized to protect from sun degradation
- Use a 3" and 4" Basin Adapter to connect basin to 3" or 4" Corrugated Pipe and 3" or 4" Triple Wall Pipe
- Use a 6" Basin Adapter to connect basin to 6" PVC Pipe (ASTM D2729 and ASTM D3034, SDR 35) and 6" Corrugated Pipe
- Use 9" or 12" Square Basin Riser(s) to extend height of 9" and 12" Square Catch Basins by 6" in height, respectively
- Accepts 9", 12" or 18" Square Flat and Square Atrium grates



Model Number	Number of Outlets	Inlet (Top) Accepts	Outlet (Side) Fits	Capacity	Sump Capacity
<b>9" Square, 2 Outlets</b>					
DB9S2	2	<ul style="list-style-type: none"> <li>• 9" Square Flat Grates</li> <li>• 9" Square Basin Riser (DBRE9)</li> </ul>	<ul style="list-style-type: none"> <li>• Basin Plug (DBAAP)</li> <li>• 3" &amp; 4" Basin Adapter (DBAA34 or DBAAO34)</li> <li>• 6" Basin Adapter (DBAA6)</li> </ul>	2.20 gals	0.45 gals
<b>12" Square, 2 Outlets</b>					
DB12S2	2	<ul style="list-style-type: none"> <li>• 12" Square Flat Grates</li> <li>• 12" Square Atrium Grates</li> <li>• 12" Square Basin Riser (DBRE12)</li> </ul>	<ul style="list-style-type: none"> <li>• Basin Plug (DBAAP)</li> <li>• 3" &amp; 4" Basin Adapter (DBAA34 or DBAAO34)</li> <li>• 6" Basin Adapter (DBAA6)</li> </ul>	5.10 gals	1.25 gals
<b>18" Square, 2 Outlets</b>					
DB18S2	2	<ul style="list-style-type: none"> <li>• 18" Square Flat Grates</li> </ul>	<ul style="list-style-type: none"> <li>• Basin Plug (DBAAP)</li> <li>• 3" &amp; 4" Basin Adapter (DBAA34 or DBAAO34)</li> <li>• 6" Basin Adapter (DBAA6)</li> </ul>	16.70 gals	4.90 gals



## Square Low-Profile Basins

### Features

- Manufactured from High-Impact Polystyrene (HIPS)
- UV stabilized to protect from sun degradation
- One bottom outlet designed to accept all Basin Adapters
- Use a 3" and 4" Basin Adapter to connect to 3" or 4" Corrugated Pipe and 3" or 4" Triple Wall Pipe
- Use a 6" Basin Adapter to connect to 6" PVC Pipe (ASTM D2729 and ASTM D3034, SDR 35) and 6" Corrugated Pipe
- Accepts 12" Square Flat and Atrium Grates
- Includes two screw holes to enable grates to be secured to Low-Profile Basin
- Made in the USA



DB12SLP

Model Number	Inlet (Top) Accepts	Outlet (Side) Fits
<b>12" Square</b>		
DB12SLP	<ul style="list-style-type: none"> <li>• 12" Square Flat Grates</li> <li>• 12" Square Atrium Grates</li> <li>• 12" Square Basin Riser (DBRE12)</li> </ul>	<ul style="list-style-type: none"> <li>• 3" &amp; 4" Basin Adapter (DBAA34 or DBAA034)</li> <li>• 6" Basin Adapter (DBAA6)</li> </ul>

## Square Basin Kits

For your convenience, Basin Kits are available with the most popular basin, grate and adapter components required on most jobs.

Model Number	Each Kit Includes	
<b>9" Square Basin Kit</b>		
DB9KITG	<ul style="list-style-type: none"> <li>• 9" Square Basin with two outlets (DB9S2)</li> <li>• Two 3" and 4" Adapters (DBAA34)</li> </ul>	<ul style="list-style-type: none"> <li>• Basin Plug (DBAAP)</li> <li>• 9" Square Flat Grate, GREEN (DG9SFG)</li> </ul>
DB9KITB	<ul style="list-style-type: none"> <li>• 9" Square Basin with two outlets (DB9S2)</li> <li>• Two 3" and 4" Adapters (DBAA34)</li> </ul>	<ul style="list-style-type: none"> <li>• Basin Plug (DBAAP)</li> <li>• 9" Square Flat Grate, BLACK (DG9SFB)</li> </ul>
<b>12" Square Basin Kit (not shown)</b>		
DB12KITG	<ul style="list-style-type: none"> <li>• 12" Square Basin with two outlets (DB12S2)</li> <li>• Two 3" and 4" Adapters (DBAA34)</li> </ul>	<ul style="list-style-type: none"> <li>• Basin Plug (DBAAP)</li> <li>• 12" Square Flat Grate, GREEN (DG12SFG)</li> </ul>
DB12KITB	<ul style="list-style-type: none"> <li>• 12" Square Basin with two outlets (DB12S2)</li> <li>• Two 3" and 4" Adapters (DBAA34)</li> </ul>	<ul style="list-style-type: none"> <li>• Basin Plug (DBAAP)</li> <li>• 12" Square Flat Grate, BLACK (DG12SFB)</li> </ul>




DB9KITG

## Universal Square Grates

### Features

- Manufactured from structurally foamed High-Density Polyethylene (HDPE)
- UV stabilized to protect from sun degradation
- Textured anti-skid surface
- Load rated for pedestrian traffic<sup>1</sup>
- ADA compliant



DG7USG

Model Number	Color	Fits	Open Slot Width	Open Surface Area	Maximum Flow Rating	Maximum Load
<b>7" Universal Square Flat</b>						
DG7USG	Green	<ul style="list-style-type: none"> <li>• 6" Round Catch Basin (DB6R1, DB6R2)</li> <li>• 3" or 4" S &amp; D Pipe (ASTM D2729)</li> <li>• 3" or 4" Corrugated Pipe</li> <li>• 3" or 4" Triple Wall Pipe</li> <li>• 3", 4" or 6" S &amp; D Fittings (SDR 35)</li> </ul>	1/4"	13 sq in	11 GPM	250 lbs


<sup>1</sup>Maximum load rating based on basin encased in concrete and weight uniformly applied across entire grate surface

## Plastic Square Grates

### Features

- Manufactured from structurally foamed High-Density Polyethylene (HDPE)
- UV stabilized to protect from sun degradation
- Flat and atrium (domed) profiles, available in two colors, green and black
- Each grate has three stepped diameters to fit Sewer and Drain (S & D) Pipe and Fittings, Triple Wall Pipe and Corrugated Pipe
- Textured anti-skid surface<sup>1</sup>
- Load rated for autos and light trucks at speeds less than 20 mph<sup>1,2</sup>
- ADA compliant<sup>1</sup>

Flat



9"

DG9SFG

12"

DG12SFG

18"

DG18SFG

Atrium



12"

DG12SAG

Model Number	Color	Fits	Open Slot Width	Open Surface Area	Maximum Flow Rating	Maximum Load
<b>9" Square Flat</b>						
DG9SFG	Green	9" Square Catch Basin (DB9S2)	3/8"	38 sq in	50 GPM	2,000 lbs
DG9SFB	Black					
<b>12" Square Flat</b>						
DG12SFG	Green	12" Square Catch Basins (DB12S2 & DB12S4)	7/16"	53 sq in	70 GPM	3,000 lbs
DG12SFB	Black	12" Low-Profile Basin (DB12SLP)				
<b>18" Square Flat</b>						
DG18SFG	Green	18" Square Catch Basins (DB18S2 & DB18S4)	15/32"	92 sq in	120 GPM	4,000 lbs
DG18SFB	Black					
<b>12" Square Atrium</b>						
DG12SAG	Green	12" Square Catch Basins (DB12S2 & DB12S4)	7/16"	50 sq in	65 GPM	NA
DG12SAB	Black	12" Low-Profile Basin (DB12SLP)				

<sup>1</sup>Flat grate only

<sup>2</sup>Maximum load rating based on basin encased in concrete and weight uniformly applied across entire grate surface

## Plastic Round Grates

### Features

- Manufactured from structurally foamed High-Density Polyethylene (HDPE)
- UV stabilized to protect from sun degradation
- 3" and 6" available in two colors, green and black
- Each grate has three stepped diameters to fit Sewer and Drain (S & D) Pipe and Fittings, Triple Wall Pipe and Corrugated Pipe
- Textured anti-skid surface<sup>1</sup>
- Load rated for autos and light trucks at speeds less than 20 mph<sup>1,2</sup>
- ADA compliant<sup>1</sup>



Model Number	Color	Each Diameter Fits			Open Slot Width	Open Surface Area	Maximum Flow Rating	Maximum Load
		Small	Medium	Large				
<b>3" Round Flat</b>								
DG3RFG	Green	3" Triple Wall Pipe	3" S & D Pipe (ASTM D2729)	3" S & D Fittings (SDR 35)	3/16"	3 sq in	3 GPM	500 lbs
DG3RFB	Black		3" Corrugated Pipe					
<b>4" Round Flat</b>								
DG4RFG	Green	4" Triple Wall Pipe	4" S & D Pipe (ASTM D2729) 4" Corrugated Pipe	4" S & D Fittings (SDR 35)	1/4"	5 sq in	6 GPM	750 lbs
<b>6" Round Flat</b>								
DG6RFG	Green	6" Sewer Pipe (ASTM D3034, SDR 35)	6" S & D Pipe (ASTM D2729)	6" S & D Fittings (SDR 35) 6" Round Catch Basins (DB6R1 & DB6R2)	5/16"	13 sq in	16 GPM	1,000 lbs
DG6RFB	Black		6" Corrugated Pipe					

<sup>1</sup>Flat grate only    <sup>2</sup>Maximum load rating based on basin encased in concrete and weight uniformly applied across entire grate surface

## Basin Adapters and Accessories



Model Number	Description	Use
DBAAP	Basin Plug	• Blocks 9", 12" & 18" Square Basin side outlets
DBAA34	3" and 4" Basin Adapter	• Adapts 9", 12" and 18" Square Basin side outlets and 9" & 12" Low-Profile Basin outlets to 3" or 4" PVC and Corrugated Pipe
DBAAO34	3" and 4" Offset Basin Adapter	• Adapts 9", 12" & 18" Square Basin side outlets and 9" & 12" Low-Profile Basin outlets to 3" or 4" PVC and Corrugated Pipe
DBAA6	6" Basin Adapter	• Adapts 9", 12" & 18" Square Basin side outlets and 9" & 12" Low-Profile Basin outlets to 6" PVC and Corrugated Pipe
DPAFH34	Fitting Adapter	• Adapts 3" or 4" Triple Wall Pipe to 3" or 4" PVC and Corrugated Pipe
DBRE9	9" Square Basin Riser	• Extends height of 9" Square Basin or 9" Low-Profile Basin by 6"
DBRE12	12" Square Basin Riser	• Extends height of 12" Square Basin or 12" Low-Profile Basin by 6"

## Drainage Pop-Up Valves

### Features

- Available in four configurations
- Pop-up valve body manufactured from structurally foamed High-Density Polyethylene (HDPE)
- Elbow (where applicable) manufactured from PVC
- Adapter (where applicable) manufactured from High Impact Polystyrene (HIPS)
- UV stabilized to protect from sun degradation
- Spring-loaded cover rises ½" to discharge excess water in system
- Spring automatically retracts cover to closed position after excess water is discharged
- Can be used in both vertical and horizontal position
- Stainless steel spring to prevent rusting
- PVC elbows (where applicable) include a ¼" drain hole to eliminate standing water
- Made in the USA



Model Number	Color	Description	Connects To
DPUV3E	Green	Drainage Pop-Up Valve with 3" PVC Elbow	<ul style="list-style-type: none"> <li>• 3" S &amp; D Pipe (ASTM D2729)</li> <li>• 3" Triple Wall Pipe</li> </ul>
DPUV4EHUB	Green	Drainage Pop-Up Valve with 4" PVC Elbow and Adapter (DPAFHA34)	<ul style="list-style-type: none"> <li>• 3" or 4" Corrugated Pipe</li> <li>• 3" or 4" Triple Wall Pipe</li> <li>• 3" or 4" S &amp; D Pipe (ASTM D2729)</li> </ul>



## Resources

- Introduction
- Spray/Boules
- Spray & Rotary Nozzles
- Rotors
- Valves
- Controllers
- Sensors & Meters
- Central Control and Water Management
- Drip Irrigation
- Filtration
- Drainage Products
- Resources

## Rain Bird Training Services

Dedicated to the Development of Irrigation Professionals

### Rain Bird Live and Online

#### Rain Bird Live Streaming

Rain Bird Brings the classroom to you

- Short pre-scheduled classes that cover relevant irrigation topics
- Make the most of your time and let Rain Bird bring training to you
- Live pre-scheduled training taught by professional irrigation trainers
- Not another sales webinar, we provide interactive virtual classroom training



### Rain Bird On-Demand Training

#### Rain Bird Basics Online

- For people with little to no irrigation experience
- Non-manufacturer specific training, not just Rain Bird
- The basics of irrigation adjustments, repairs and operation



#### Rain Bird Technical Online

- In-depth technical irrigation training anytime, anywhere
- Best practices for installing, operating, and maintaining irrigation systems
- Pass the Factory Trained exam and you will earn a Factory Trained designation and certificate



### Rain Bird Classroom Training

#### Rain Bird Academy

General Irrigation Skills Training

- Top quality training on many manufacturers' products
- Prepare for Irrigation Association (IA) exams
- The Rain Bird Academy Boot Camp delivers the basics of irrigation in one week
  - Boot Camp classes are part of the IA Select Program



#### Rain Bird Factory Trained

Comprehensive Training on Rain Bird Products

- Training is exclusive to Rain Bird Products
- Be an expert on installing, managing and maintaining Rain Bird irrigation systems
- Get the designation that proves to your customers that you are the best choice to do the job



To learn more, visit: [www.rainbirdsolutions.com](http://www.rainbirdsolutions.com)

Controller Compatibility Matrix												
Accessory	Description	ESP9V	TBOSBT	RC2	ESPTM2	ESPME	ESPM3	LXME2	LXME2 PRO	ESPLXD	ESPLXIVM	ESPLXIVMP
<b>Weather Sensors &amp; Stations</b>												
RSD-BEx	Wired Rain Sensor	•	•	•	•	•	•	•	•	•	•	•
WR2	Wireless Rain/Freeze Sensor			•	•	•	•	•	•	•	•	•
SMRT-Y	Soil Moisture Sensor			•	•	•	•					
ANEMOMETER	Wind Speed Sensor							• <sup>1</sup>	• <sup>1</sup>	• <sup>1</sup>	• <sup>1</sup>	• <sup>1</sup>
<b>Flow Meters &amp; Sensors</b>												
MJ100B	1" Brass Water Meter						•		•	•	•	•
FS100P	1" PVC Tee Flow Sensor						•		•	•	•	•
FS150P	1-1/2" PVC Tee Flow Sensor						•		•	•	•	•
FS200P	2" PVC Tee Flow Sensor						•		•	•	•	•
FS300P	3" PVC Tee Flow Sensor						•		•	•	•	•
FS400P	4" PVC Tee Flow Sensor						•		•	•	•	•
FS100B	1" Brass Tee Flow Sensor						•		•	•	•	•
FS150B	1-1/2" Brass Tee Flow Sensor						•		•	•	•	•
FS200B	2" Brass Tee Flow Sensor						•		•	•	•	•
FSINSERT	Replacement insert for tee sensors						•		•	•	•	•
FS350B	Insert Flow Sensor						•		•	•	•	•
UFS100	1" Ultrasonic Flow Sensor						•		•	•	•	•
UFS150	1½" Ultrasonic Flow Sensor						•		•	•	•	•
UFS200	2" Ultrasonic Flow Sensor						•		•	•	•	•
<b>Pulse Monitor/Transmitters</b>												
PT322	Pulse Transmitter Flow											
PT5002	Flow Monitor/Pulse Transmitter Flow											
PT5002	Flow Monitor/Pulse Transmitter Wind							•	•	•	•	•
<b>Sensor Decoders/Inputs</b>												
SD210TURF	Sensor Decoder									•		
LXIVMSEN	IVM Sensor Input										•	•
<b>Modules</b>												
ESPSM3	ME 3-Station Module					•	•					
ESPSM6	ME 6-Station Module					•	•					
ESPLXMSM12	LXME 12-Station Module							•	•			
LXBASEMOD	LXME Base Module							•				
FSMLXME	LXME Flow Smart Module							•	•			
ESPLXDSM75	LXD 75-Station Module									•		
MOD50LXD	LXD 2-Wire Module									•		
LXIVM2WMOD	IVM 2-Wire Module										•	•
<b>Field Decoders/Output Devices</b>												
FD101TURF	1 Address, 1 Valve per Station Decoder									•		
FD102TURF	1 Address, 2 Valve per Station Decoder									•		
FD202TURF	2 Address, 2 Valve per Station Decoder									•		
FD401TURF	4 Address, 1 Valve per Station Decoder									•		
FD601TURF	1 Address, 1 Valve per Station Decoder									•		
LXIVMSOL	IVM Commercial Valve Solenoid										•	•
LXIVMOUT	IVM Output Device										•	•
<b>Pump Start Relays</b>												
PSR110220	110/220V Single Relay Pump Start Relay	•	•	•	•	•	•	•	•	•		
PSR110IC	110V Double Relay Pump Start Relay	•	•	•	•	•	•	•	•	•		
PSR220IC	220V Double Relay Pump Start Relay	•	•	•	•	•	•	•	•	•		
PSR110-IVM	110V DC Latching Pump Start Relay										•	•
PSR220-IVM	220V DC Latching Pump Start Relay										•	•
<b>Surge Protection Devices</b>												
LSP-1TURF	FD-Series Decoder Line Surge Protector									•		
LXIVMSD	IVM Surge Device										•	•
<b>Communication Devices</b>												
LNK2 WIFI	Wi-Fi Module for Residential Controllers				•	•	•					
IQFSCMLXME	IQ Flow Smart Connection Module LXME							•	•			
IQCMLXD	IQ Connection Module LXD									•	•	•
IQ4G-USA	IQ 4G Cellular Communication Cartridge							•	•	•	•	•
IQNCEN	IQ Ethernet Communication Cartridge							•	•	•	•	•
IQNCCRS	IQ RS232 Communication Cartridge							•	•	•	•	•
<b>Radios</b>												
IQSSRADIO	900MHz Radio, TCP-IP, Metal Case							•	•	•	•	•
RB-SS-TN9B	900MHz Radio, TCP-IP, Plastic Case							•	•	•	•	•
IQRADPK	900MHz Radio Programming Kit							•	•	•	•	•
<b>Metal Cabinets &amp; Pedestals</b>												
LXMM	Painted Metal Wall Mount Enclosure							•	•	•	•	•
LXMMSS	Stainless Steel Wall Mount Enclosure							•	•	•	•	•
LXMMPED	Painted Metal Pedestal (requires LXMM)							•	•	•	•	•
LXMMSSPED	Stainless Steel Pedestal (requires LXMMSS)							•	•	•	•	•

<sup>1</sup> Requires PT5002 Pulse Transmitter

### Central Control Compatibility Matrix

		LXME2	LXME2 PRO	IQ with ESPLXD	ESPLXIVM	ESPLXIVMP	Maxicom with ESPSITE	Maxicom CCU with ESPSAT2	ESPSATL	SiteControl TWI with ESPSAT2	ESPSATL	SiteControl with LDI
<b>Weather Sensors &amp; Stations</b>												
RSD-BEx	Wired Rain Sensor	●	●	●	●	●	●	●	●	●	●	●
WR2	Wireless Rain/Freeze Sensor	●	●	●	●	●	●	●	●	●	●	●
RAINGAUGE	Tipping Rain Gauge Sensor	●	●	●	●	●	●	●	●	●	●	●
ANEMOMETER	Wind Speed Sensor	● <sup>1</sup>	● <sup>1</sup>	● <sup>1</sup>	● <sup>1</sup>	● <sup>1</sup>	● <sup>2</sup>	● <sup>2</sup>	● <sup>2</sup>	● <sup>2</sup>	● <sup>2</sup>	● <sup>2</sup>
WSPRO2DC	Weather Station (requires modem)	●	●	●	●	●	●	●	●	●	●	●
<b>Flow Meters &amp; Sensors</b>												
MJ100B	1" Brass Water Meter	●	●	●	●	●	● <sup>2</sup>	● <sup>2</sup>	● <sup>2</sup>	● <sup>2</sup>	● <sup>2</sup>	● <sup>2</sup>
FS100P	1" PVC Tee Flow Sensor	●	●	●	●	●	● <sup>2</sup>	● <sup>2</sup>	● <sup>2</sup>	● <sup>2</sup>	● <sup>2</sup>	● <sup>2</sup>
FS150P	1-1/2" PVC Tee Flow Sensor	●	●	●	●	●	● <sup>2</sup>	● <sup>2</sup>	● <sup>2</sup>	● <sup>2</sup>	● <sup>2</sup>	● <sup>2</sup>
FS200P	2" PVC Tee Flow Sensor	●	●	●	●	●	● <sup>2</sup>	● <sup>2</sup>	● <sup>2</sup>	● <sup>2</sup>	● <sup>2</sup>	● <sup>2</sup>
FS300P	3" PVC Tee Flow Sensor	●	●	●	●	●	● <sup>2</sup>	● <sup>2</sup>	● <sup>2</sup>	● <sup>2</sup>	● <sup>2</sup>	● <sup>2</sup>
FS400P	4" PVC Tee Flow Sensor	●	●	●	●	●	● <sup>2</sup>	● <sup>2</sup>	● <sup>2</sup>	● <sup>2</sup>	● <sup>2</sup>	● <sup>2</sup>
FS100B	1" Brass Tee Flow Sensor	●	●	●	●	●	● <sup>2</sup>	● <sup>2</sup>	● <sup>2</sup>	● <sup>2</sup>	● <sup>2</sup>	● <sup>2</sup>
FS150B	1-1/2" Brass Tee Flow Sensor	●	●	●	●	●	● <sup>2</sup>	● <sup>2</sup>	● <sup>2</sup>	● <sup>2</sup>	● <sup>2</sup>	● <sup>2</sup>
FS200B	2" Brass Tee Flow Sensor	●	●	●	●	●	● <sup>2</sup>	● <sup>2</sup>	● <sup>2</sup>	● <sup>2</sup>	● <sup>2</sup>	● <sup>2</sup>
FSINSERT	Replacement insert for tee sensors	●	●	●	●	●	● <sup>2</sup>	● <sup>2</sup>	● <sup>2</sup>	● <sup>2</sup>	● <sup>2</sup>	● <sup>2</sup>
FS350B	Insert Flow Sensor	●	●	●	●	●	● <sup>2</sup>	● <sup>2</sup>	● <sup>2</sup>	● <sup>2</sup>	● <sup>2</sup>	● <sup>2</sup>
UFS100	1" Ultrasonic Flow Sensor	●	●	●	●	●	● <sup>2</sup>	● <sup>2</sup>	● <sup>2</sup>	● <sup>2</sup>	● <sup>2</sup>	● <sup>2</sup>
UFS150	1½" Ultrasonic Flow Sensor	●	●	●	●	●	● <sup>2</sup>	● <sup>2</sup>	● <sup>2</sup>	● <sup>2</sup>	● <sup>2</sup>	● <sup>2</sup>
UFS200	2" Ultrasonic Flow Sensor	●	●	●	●	●	● <sup>2</sup>	● <sup>2</sup>	● <sup>2</sup>	● <sup>2</sup>	● <sup>2</sup>	● <sup>2</sup>
<b>Pulse Monitor/Transmitters</b>												
PT322	Pulse Transmitter	●	●	●	●	●	●	● <sup>3</sup>	●	● <sup>3</sup>	●	●
PTS002	Flow Monitor/Pulse Transmitter	●	●	●	●	●	●	● <sup>3</sup>	●	● <sup>3</sup>	●	●
<b>Sensor Decoders/Inputs</b>												
SD210TURF	Sensor Decoder	●	●	●	●	●	●	●	●	●	●	●
LXIVMSEN	IVM Sensor Input	●	●	●	●	●	●	●	●	●	●	●
DECPULLR	Pulse Decoder	●	●	●	●	●	●	●	●	●	●	●
DECEENLR	Sensor Decoder	●	●	●	●	●	●	●	●	●	●	●
<b>Modules</b>												
ESPSM3	ME 3-Station Module	●	●	●	●	●	●	●	●	●	●	●
ESPSM6	ME 6-Station Module	●	●	●	●	●	●	●	●	●	●	●
ESPLXMSM12	LXME 12-Station Module	●	●	●	●	●	●	●	●	●	●	●
LXBASEMOD	LXME Base Module	●	●	●	●	●	●	●	●	●	●	●
PSMLXME2	LXME2 Module Pro	●	●	●	●	●	●	●	●	●	●	●
ESPLXDSM75	LXD 75-Station Module	●	●	●	●	●	●	●	●	●	●	●
MOD50LXD	LXD 2-Wire Module	●	●	●	●	●	●	●	●	●	●	●
LXIVM2WMOD	IVM 2-Wire Module	●	●	●	●	●	●	●	●	●	●	●
<b>Field Decoders/Output Devices</b>												
FD101TURF	1 Address, 1 Valve per Station Decoder	●	●	●	●	●	●	●	●	●	●	●
FD102TURF	1 Address, 2 Valve per Station Decoder	●	●	●	●	●	●	●	●	●	●	●
FD202TURF	2 Address, 2 Valve per Station Decoder	●	●	●	●	●	●	●	●	●	●	●
FD401TURF	4 Address, 1 Valve per Station Decoder	●	●	●	●	●	●	●	●	●	●	●
FD601TURF	1 Address, 1 Valve per Station Decoder	●	●	●	●	●	●	●	●	●	●	●
LXIVMSOL	IVM Commercial Valve Solenoid	●	●	●	●	●	●	●	●	●	●	●
LXIVMOUT	IVM Output Device	●	●	●	●	●	●	●	●	●	●	●
<b>Pump Start Relays</b>												
PSR110220	110/220V Single Relay Pump Start Relay	●	●	●	●	●	●	●	●	●	●	●
PSR1101C	110V Double Relay Pump Start Relay	●	●	●	●	●	●	●	●	●	●	●
PSR2201C	220V Double Relay Pump Start Relay	●	●	●	●	●	●	●	●	●	●	●
PSR110-IVM	110V DC Latching Pump Start Relay	●	●	●	●	●	●	●	●	●	●	●
PSR220-IVM	220V DC Latching Pump Start Relay	●	●	●	●	●	●	●	●	●	●	●
<b>Surge Protection Devices</b>												
FSSURGEKIT	FS-Series Flow Sensor Surge Protector	●	●	●	●	●	●	●	●	●	●	●
LSP-1TURF	FD-Series Decoder Line Surge Protector	●	●	●	●	●	●	●	●	●	●	●
LXIVMSD	IVM Surge Device	●	●	●	●	●	●	●	●	●	●	●
<b>Communication Devices</b>												
LNK2 WIFI	Wi-Fi Module for Residential Controllers	●	●	●	●	●	●	●	●	●	●	●
PBC-LXD	ESPLXD Programming Backup Cartridge	●	●	●	●	●	●	●	●	●	●	●
IQSCMLXME	IQ Flow Smart Connection Module LXME	●	●	●	●	●	●	●	●	●	●	●
IQCMLXD	IQ Connection Module LXD	●	●	●	●	●	●	●	●	●	●	●
IQ4G-USA	IQ 4G Cellular Communication Cartridge	●	●	●	●	●	●	●	●	●	●	●
IQNCEN	IQ Ethernet Communication Cartridge	●	●	●	●	●	●	●	●	●	●	●
IQNCCR	IQ RS232 Communication Cartridge	●	●	●	●	●	●	●	●	●	●	●
RBDS-MPX	Maxi Link Communication Multiplexer	●	●	●	●	●	●	●	●	●	●	●
RBDS-PME	Maxi Primary Ethernet Modem	●	●	●	●	●	●	●	●	●	●	●
RBDS-SEMET	Maxi Link Secondary Ethernet Modem	●	●	●	●	●	●	●	●	●	●	●
ESPMIBTW	Maxi Two-Wire Satellite Interface Board	●	●	●	●	●	●	●	●	●	●	●
ESPMIBLINK	Maxi Link Satellite Interface Board	●	●	●	●	●	●	●	●	●	●	●
ESPMIBSITE	Maxi Site Satellite Interface Board	●	●	●	●	●	●	●	●	●	●	●
<b>Radios</b>												
IQSSRADIO	900MHz Radio, TCP-IP, Metal Case	●	●	●	●	●	●	●	●	●	●	●
RB-SS-TN9B	900MHz Radio, TCP-IP, Plastic Case	●	●	●	●	●	●	●	●	●	●	●
RADTN9M1B	900MHz Radio, TCP-IP, Plastic Case	●	●	●	●	●	●	●	●	●	●	●
IQRADPK	900MHz Radio Programming Kit	●	●	●	●	●	●	●	●	●	●	●
<b>Auxiliary Terminal Strips</b>												
ESPSATOB24	Maxi 1-24 Station Terminal Strip	●	●	●	●	●	●	●	●	●	●	●
ESPSATOB40	Maxi 25-40 Station Terminal Strip	●	●	●	●	●	●	●	●	●	●	●
<b>Metal Cabinets &amp; Pedestals</b>												
LXMM	Painted Metal Wall Mount Enclosure	●	●	●	●	●	●	●	●	●	●	●
LXMMSS	Stainless Steel Wall Mount Enclosure	●	●	●	●	●	●	●	●	●	●	●
LXMMPED	Painted Metal Pedestal (requires LXMM)	●	●	●	●	●	●	●	●	●	●	●
LXMMSSPED	Stainless Steel Pedestal (requires LXMMSS)	●	●	●	●	●	●	●	●	●	●	●

<sup>1</sup> Requires PTS002 Pulse Transmitter

<sup>2</sup> Requires PT322 or PTS002 Pulse Transmitter

<sup>3</sup> Requires DEC-Series Decoder for Sensor Input



## How to Use This Catalog

### Precipitation Rates

Rain Bird has calculated for you the precipitation rates for our comprehensive lines of impacts, sprays, and rotors. These rates are an indication of the approximate rate at which water is being applied. The equations used to calculate the precipitation rates are as follows:

■ Square Spacing		▲ Triangular Spacing	
U.S.:	Metric:	U.S.:	Metric:
$PR = \frac{96.3 \times gpm}{S \times S}$	$PR = \frac{1000 \times m^3/h}{S \times S}$	$PR = \frac{96.3 \times gpm}{S \times L}$	$PR = \frac{1000 \times m^3/h}{S \times L}$

96.3 = Constant (inches/square foot/hour)

1000 = Constant (millimeter/square meter/hour)

gpm = Gallons per minute (applied to area by sprinklers)

m<sup>3</sup>/h = Cubic meters per hour (applied to area by sprinklers)

S = Spacing between sprinklers

L = Spacing between rows (S x 0.866)

### Specification Information

The information in this catalog was accurate at the time of printing and may be used for proper specification of each product. For the most up-to-date information, go to the Rain Bird web site at [www.rainbird.com](http://www.rainbird.com).

### ASABE Test Certification Statement

Rain Bird Corporation certifies that pressure, flow rate, and radius data for its products were determined and listed in accordance with ASABE/ICC 802-2014 or ASAE S398.1, Procedure for Sprinkler Testing and Performance Reporting, and are representative of performance of production sprinklers at the time of publication. Actual product performance may differ from the published specifications due to normal manufacturing variations and sample selection. All other specifications are solely the recommendations of Rain Bird Corporation.

### Reference Charts

Information contained in this catalog is based upon generally accepted formulas, computations, and trade practices. Rain Bird Corporation, and its subsidiaries and affiliates, shall not be responsible or liable therefore if any problems, difficulties, or injuries should arise from or in connection with the use or application of this information, or if there is any error herein, typographical or otherwise.

**Not all models are listed. Not all models are available in all markets. Review your regional price list or contact your Rain Bird sales representative for local model availability.**

## Worry-Free Warranties

Our comprehensive product warranties make it even easier to choose Rain Bird and relax. Most Rain Bird Landscape Irrigation products are warranted to the trade for a period of either three or five years from the date of original purchase. A Rain Bird warranty is hassle-free support that enables maximum peak performance by irrigation system professionals. For you, it's the added peace of mind of knowing Rain Bird is there when you need it.

### Rain Bird's Professional Customer Satisfaction Policy

Rain Bird will repair or replace at no charge any Rain Bird professional product that fails in normal use within the warranty period stated below. You must return it to the dealer or distributor where you bought it. Product failures due to acts of God including without limitation, lightning and flooding, are not covered by this warranty. This commitment to repair or replace is our sole and total warranty.

### Implied Warranties of Merchantability and Fitness, if Applicable, are Limited to One Year from the Date of Sale.

We will not, under any circumstances be liable for incidental or consequential damages, no matter how they occur.

#### I. Landscape Irrigation and Drainage Products

1800 Series Pop-Up Spray Heads, U-Series Nozzles, PA-8S and PA-8S-PRS Shrub Adapters, 1300 and 1400 Bubblers, 5000 Series Rotors, 5500 Series Rotors, 8005 Series Rotors, Falcon® 6504 Series Rotors, PEB/PESB/PESB-R Plastic Valves, DV/DVF and ASVF Plastic Valves, VB Series Valve Boxes, Internet Connected Water Meters (ICWM), and XF Series Dripline\* – 5 years

C2 Power Unit – 2 years

Pump Start Relays – 1 year for controls/electronics, 2 years for enclosure

All other Landscape Irrigation and Drainage products – 3 years

#### II. Golf Products, Agricultural Products, and Pump Stations

For complete information and details please visit: [www.rainbird.com/corporate/CustomerSatisfactionPolicy.htm](http://www.rainbird.com/corporate/CustomerSatisfactionPolicy.htm)

#### III. All Other Products - 1 year

**For more information, see your Rain Bird Distributor.  
To find the nearest authorized distributor in your area, visit [www.rainbird.eu](http://www.rainbird.eu)**

\*XF Series Dripline - 7 Years on Environmental Stress Cracking (ESCR)



## Index

¼" (6 mm) Landscape Dripline .....	132	Landscape Drip System Overview.....	106	U-Series Nozzles.....	25
¼" Self-Piercing Barb Connector.....	117	Large-Capacity Filters .....	142	VAN Series Nozzles.....	27
1" & 1½" High Flow Inline Pressure Regulators..	138	LF Series .....	45	VBA-Series .....	69
1.5" High Flow Commercial Control Zone Kits ..	137	LFX300/LFX600 Series .....	47	VB Series Valve Boxes.....	70
6 Outlet Manifold - EMT-6Xeri .....	117	LNK2 WiFi Module.....	81	WC Series Wire Connector.....	71
25BPJ.....	44	Lock Type Fittings .....	131	Wide Flow Control Zone Kits with	
300-BPES Brass Valves .....	65	Low Flow Residential Control Zone Kits .....	134	Basket Filter .....	136
700-CF-22 .....	125	Low Flow Valves.....	53	Wire Stripper Tool .....	72
1300A-F .....	31	LXME2/ PRO Controllers.....	78	Worry-Free Warranties.....	161
1400 Series.....	31	Medium Flow Residential Control Zone Kits....	135	WR2 Series Wireless Rain + Freeze Sensors .....	95
1800°-EXT.....	15	MPR Spray Nozzles.....	29	WS-PRO Weather Stations.....	103
1800° NP Cover.....	15	MTT-100 .....	66	Xeri-Bird™ 8-Outlet Emission Device.....	117
1800°-SAM, 1800°-PRS, 1800°-P45,		Multi-Conductor Irrigation Cable.....	72	Xeri-Bug™ Emitters.....	111
1800°-SAM-PRS, 1800°-SAM-P45 Series.....	13	Multi-Outlet Xeri-Bug™ .....	110	Xeri-Bug™ with Check Valve (XBCV) .....	109
1800° Series.....	12	P-33 Series: P-33 / P-33DK.....	68	Xeriman™ Tool.....	130
2045A Maxi-Paw™ and 2045-PJ Maxi-Bird™.....	43	PA.....	15	XFCV Dripline with Check Valve .....	122
3500 Series.....	33	PA-8S-PRS & PA-8S-P45.....	15	XFD On-Surface Dripline .....	120
5000 Series.....	34	PA-80.....	15	XF Dripline Insert Fittings .....	129
5000 Series MPR Nozzles .....	37	PC Diffuser Cap .....	112	XF Insertion Tool .....	130
8005 Series.....	41	PEB / PESB Series.....	58	XFS-CV Dripline with Heavy-Duty Check Valve ..	126
Anemometer Wind Sensor .....	94	PE-IVM Series.....	60	XF Series Blank Tubing .....	132
Basin Adapters and Accessories .....	155	PGA-IVM Series.....	57	XFS Sub-Surface Dripline with Copper Shield™	
BF-1, BF-2, BF-3.....	130	PGA Series .....	56	Technology .....	124
C-12.....	125	Plastic Round Grates .....	155	XLR Series Water Jets .....	49
Centrifugal Sand Separator.....	147	Plastic Square Grates .....	154	XQ ¼" Distribution Tubing.....	133
Clamp.....	125	PolyFlex Riser and Stake Assembly .....	118	XS-90, XS-180, XS-360 Series .....	113
CS Series .....	147	Pressure-Compensating Modules .....	31, 112		
DBM10 .....	71	Pressure Regulating Basket Filters.....	141		
Decoder Cable .....	72	PRS-Dial.....	67		
Diffuser Bug Cap .....	118	PSS Series Self-Cleaning Pump			
Digital Hose End Timer .....	86	Suction Screen.....	146		
Disc Filters .....	148	PVC Manifold System .....	66		
Drainage Pop-Up Valves.....	156	QF Dripline Header.....	128		
Drip System Operation Indicator .....	118	Rain Bird Drainage Products.....	151		
DV / DVF Series.....	54	Rain Bird Filtration Controller.....	149		
Easy Fit Compression Fitting System .....	131	Rain Bird Training Services .....	158		
EFB-CP IVM Series Brass Valves .....	63	RC2 Controller.....	82		
EFB-CP Series Brass Valves.....	61	RC Series: 5LRC.....	68		
ESP-9V Series.....	87	RD1800™ Series Spray Heads.....	14		
ESP-LXD Decoder Controller .....	80	Retrofit Pressure Regulators .....	139		
ESP-LXIVM and LXIVM Pro 2-Wire Controllers... 75		Rotor Tool .....	35		
ESP-ME3 Series Controllers.....	85	Round Catch Basins .....	152		
ESP-RZXe Series Controllers .....	84	RSD-BEX.....	94		
ESP-TM2 Series Controller .....	83	R-VAN Nozzles .....	19		
Falcon® 6504 Series .....	39	RWS (Root Watering System).....	119		
FG100 Flow Sensor.....	91	SA Series .....	16		
Flow Meters and Sensors.....	90	SB Series Spiral Barb Fittings .....	16		
Flow Monitors / Pulse Transmitters .....	93	SH Series: SHO and SH2BSP .....	68		
Galvanized Tie-Down Stake .....	125	Single Conductor Electric Cable .....	72		
Global Service Plans.....	104	SMRT-Y Soil Moisture Sensor Kit.....	96		
"G-Series" Hydraulic Suction Scanning		SPX Series Swing Pipe.....	15		
Screen Filter .....	144	SQ Series, Square Pattern Nozzles .....	26, 114		
HDF Series .....	148	Square Basin Kits .....	153		
HE-VAN Series Nozzles .....	23	Square Catch Basins.....	152		
Holdup Tool with Bubble Level.....	35	Square Low-Profile Basins.....	153		
How to Use This Catalog .....	161	SXB-360 SPYK and XS-360TS-SPYK .....	113		
HV Series.....	55	T135SS .....	130		
Inline Pressure Regulators.....	139	TBOS-BT and TBOS-BTLL.....	88		
Inline RBY Filters .....	139	TBOS Integration in IQ3 Cloud.....	100		
IQ4 Central Control Software.....	99	TSJ/TSJ-PRS Series.....	51		
IQ NCC Network Communication Cartridge.....	102	Tubing Goof Plug.....	130		
"I-Series" Hydraulic Suction Scanning		Ultrasonic Series Flow Sensors .....	92		
Screen Filter .....	145	UNI-Spray™ Series .....	11		
Jet Spike 310-90, 310-180, 310-360.....	118	Universal ¼" Tubing Stake.....	118		
KING .....	71	Universal Square Grates .....	154		

## The Intelligent Use of Water.™

LEADERSHIP • EDUCATION • PARTNERSHIPS • PRODUCTS

---

At Rain Bird, we believe it is our responsibility to develop products and technologies that use water efficiently. Our commitment also extends to education, training and services for our industry and our communities.

The need to conserve water has never been greater. We want to do even more, and with your help, we can. Visit [www.rainbird.com](http://www.rainbird.com) for more information about The Intelligent Use of Water.™



---

**Rain Bird Corporation**  
6991 E. Southpoint Road  
Tucson, AZ 85756  
USA Tel: +1 (520) 741-6100

**Rain Bird International, Inc.**  
1000 West Sierra Madre  
Azusa, CA 91702  
USA Tel: +1 (626) 963-9311

**Rain Bird Europe SNC**  
240 rue René Descartes  
Bât. A, Parc Clamar, BP 40072  
13792 Aix en Provence cedex 3

**Rain Bird International  
United Arab Emirates**  
Dubai, JAFZA , Bldg 17, offie # 317

**Rain Bird International  
KSA Branch Office**  
P.O. Box 4343, Jeddah 23432  
Prince Saud Al Faisal – Al Rawdah  
Saudi Arabia

**Rain Bird Australia**  
Level 1, Unit 13, 85 Mt Derrimut Rd  
Deer Park, Victoria, Australia, 3023